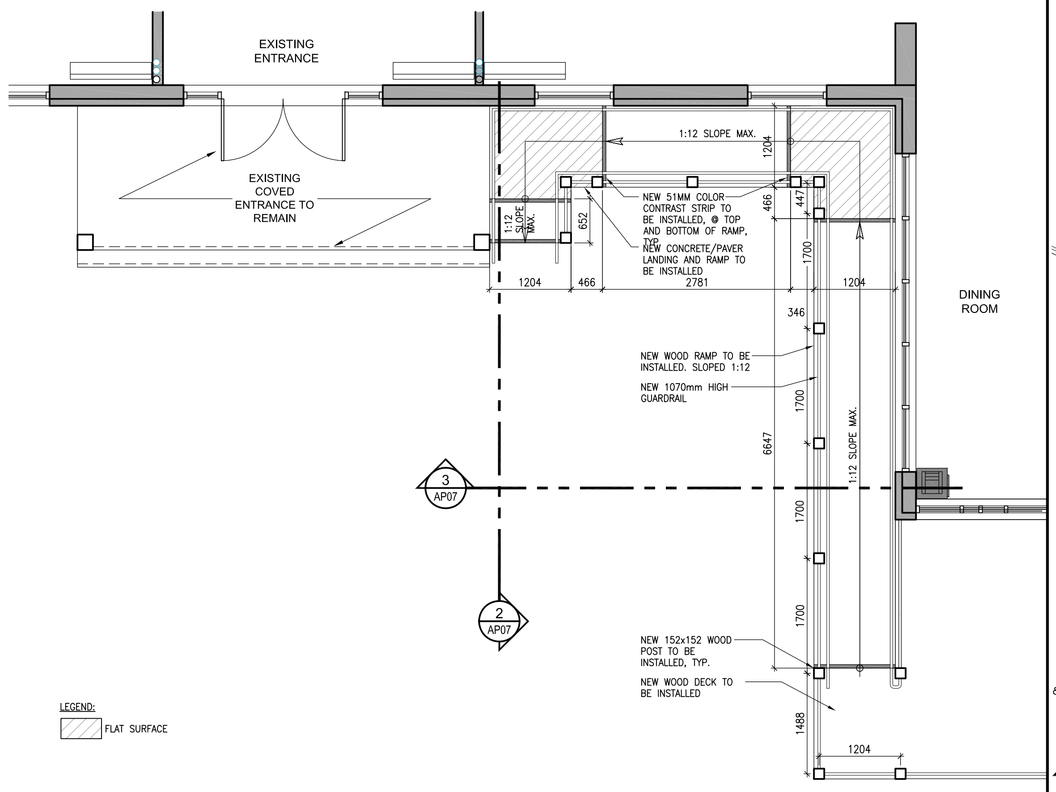

1 AP.07 PLAN DETAIL-PROPOSED RAMP
SCALE=1:50

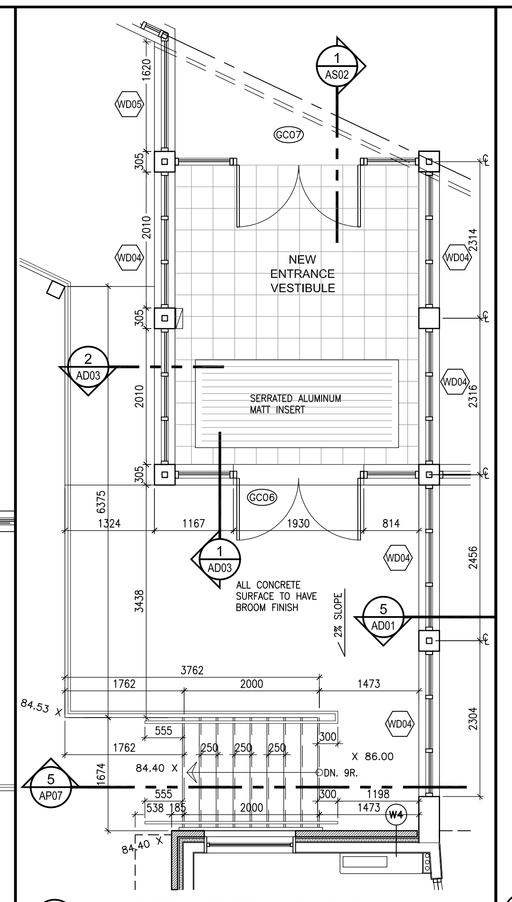

6 AP.07 PLAN DETAIL-EXTERIOR STAIR
SCALE=1:50

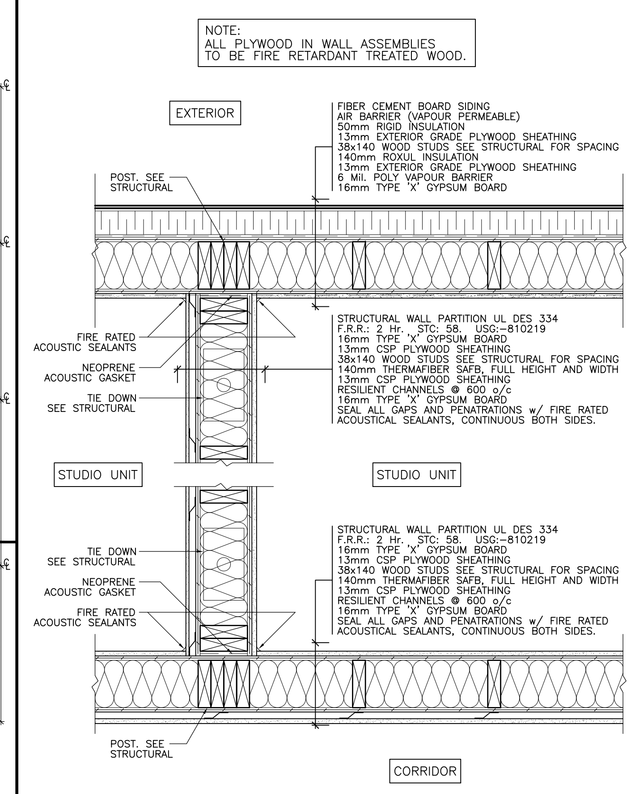

9 AP.07 PLAN SECTION DETAIL AT SHEARWALL
SCALE=1:10

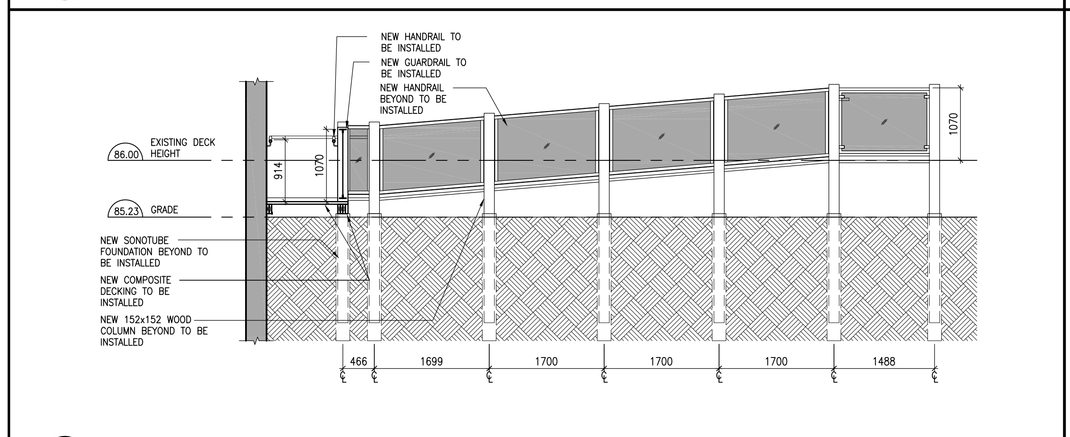

2 AP.07 SECTION DETAIL-PROPOSED RAMP
SCALE=1:50

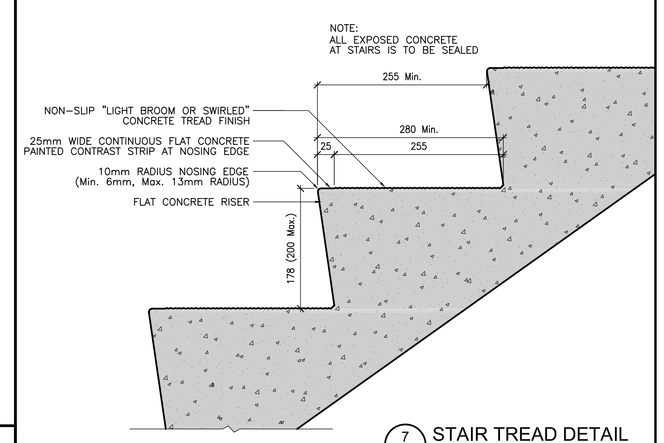

7 AP.07 STAIR TREAD DETAIL
SCALE=1:5

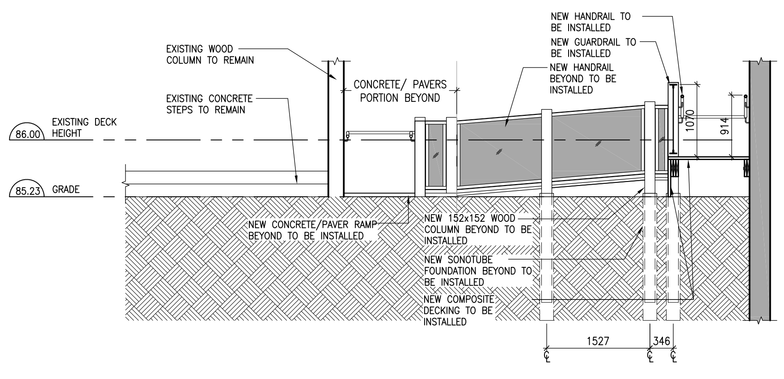

3 AP.07 SECTION DETAIL-PROPOSED RAMP
SCALE=1:50

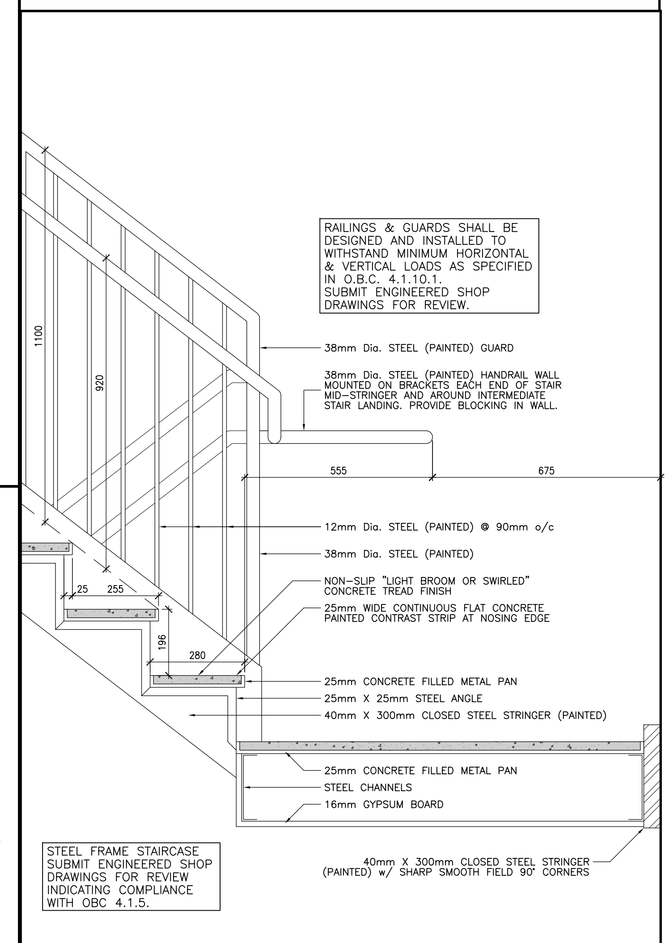

8 AP.07 STAIR TREAD AND RAILING DETAIL
SCALE=1:10

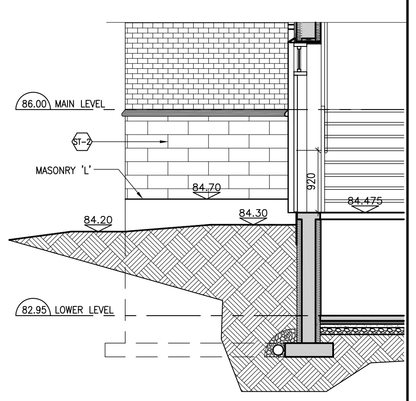

4 AP.07 SECTION DETAIL
SCALE=1:50

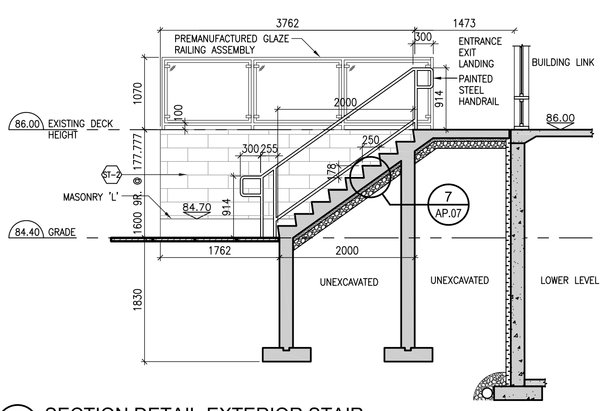

5 AP.07 SECTION DETAIL-EXTERIOR STAIR
SCALE=1:50

ALL CONTRACTORS TO VERIFY ALL DIMENSIONS ON SITE AND TO REPORT ALL ERRORS AND/OR OMISSIONS TO THE ARCHITECT.

ALL CONTRACTORS MUST COMPLY WITH ALL CODES AND BYLAWS AND OTHER AUTHORITIES HAVING JURISDICTION OVER THE WORK.

DO NOT SCALE DRAWINGS.

THIS DRAWING MAY NOT BE USED FOR CONSTRUCTION UNTIL SIGNED BY THE ARCHITECT.

COPYRIGHT RESERVED.

ONTARIO ASSOCIATION OF ARCHITECTS
R. J. WOODMAN
LICENCE
2425

NO.	REVISION	MM/DD/YY DATE
19		
18		
17		
16		
15		
14		
13		
12		
11		
10		
09		
08		
07		
06	RE-ISSUED FOR CONSTRUCTION	08/12/15
05	ISSUED FOR CONSTRUCTION	19/11/15
04	ISSUED FOR FINAL COORDINATION	13/11/15
03	ISSUED FOR COST CONSULTANT REVIEW	14/09/15
02	ISSUED FOR TENDER	05/08/15
01	ISSUED FOR COORDINATION	04/06/15

WOODMAN ARCHITECT & ASSOCIATES LTD.
4 BEECHWOOD, SUITE 201, OTTAWA, ONTARIO, CANADA K1L 8L9
TEL:613 228 9850 FAX:613 228 9848 mailbox@woodmanarchitect.com

CONSULTANTS:
STRUCTURAL – WSP
MECHANICAL – BGA
ELECTRICAL – BGA

PROJECT
LONG SAULT VILLA PROPOSED NEW LINKED BUILDING

DRAWING:
PLAN DETAILS

DATE	DECEMBER 23 2014	JOB NO.	1428
SCALE	1:50	DRAWING NO.	AP.07
DRAWN BY	S.S.		
REVIEWED BY			