

NO.	REVISIONS	DATE
10.		
9.		
8.	RE-ISSUED FOR PRICING & CONSTRUCTION	Feb 10, 2016
7.	ISSUED FOR CONSTRUCTION	Nov 20, 2015
6.	ISSUED FOR BASEMENT CONSTRUCTION	Nov 06, 2015
5.	RE-ISSUED FOR PERMIT	Aug 21, 2015
4.	ISSUED FOR PRICING. NOT CONSTRUCTION	May 08, 2015
3.	ISSUED FOR PERMIT. NEW BUILDING	Dec 18, 2014
2.	ISSUED FOR CLIENT REVIEW	Dec 15, 2014
1.	ISSUED FOR COORDINATION	Dec 12, 2014

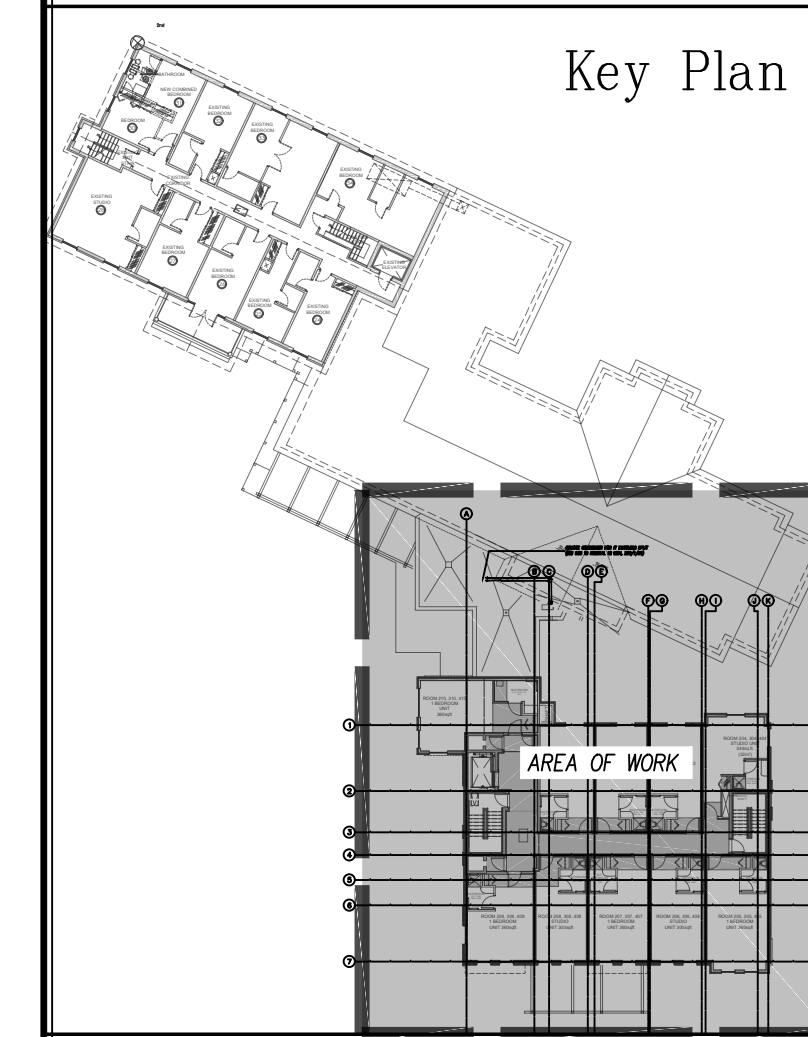
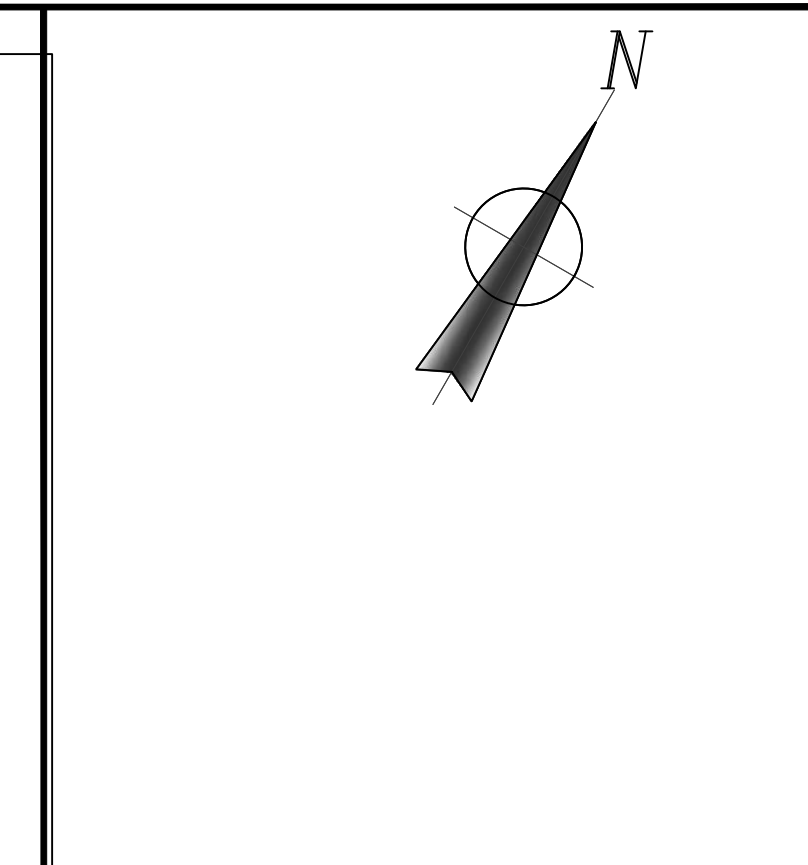
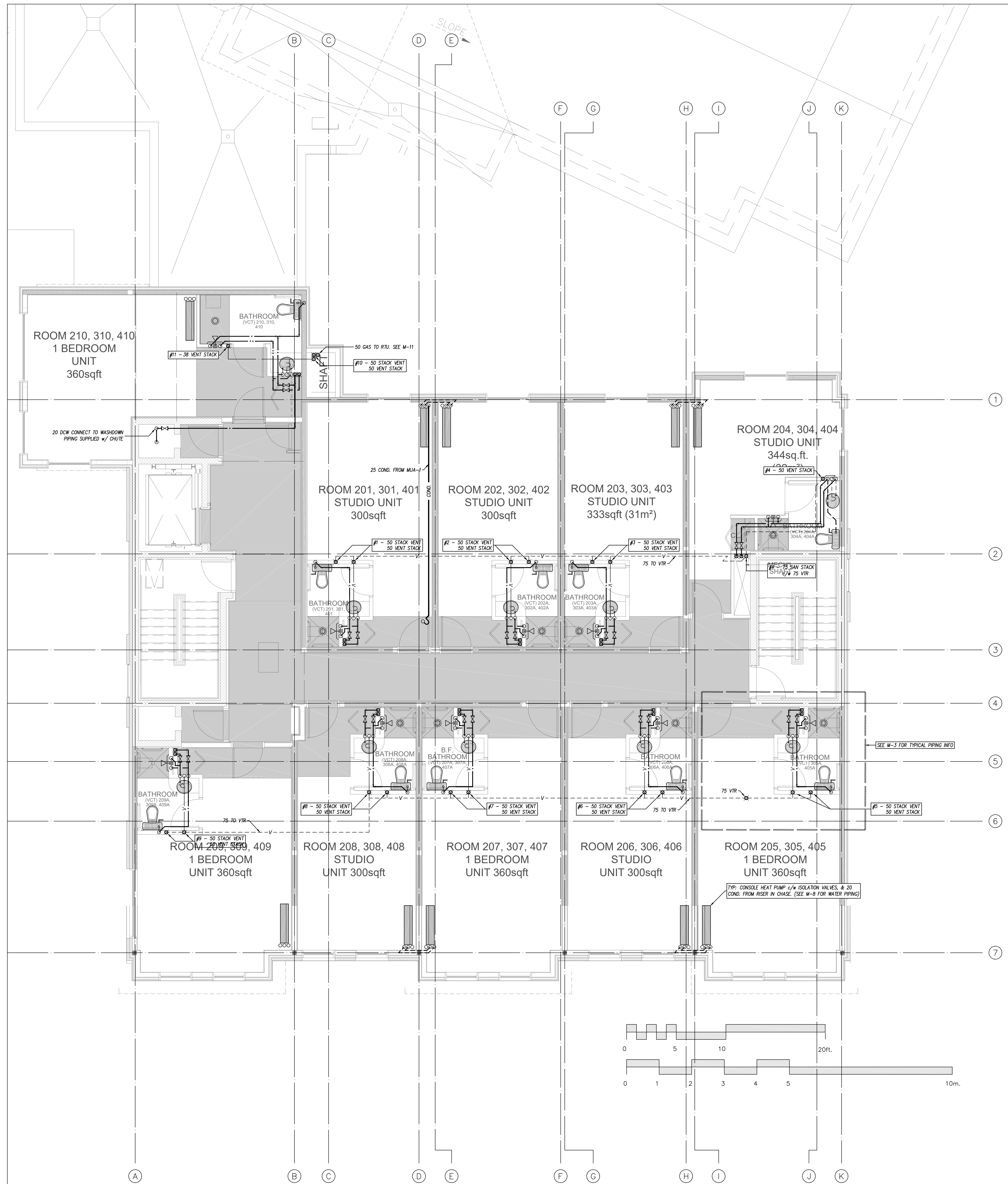
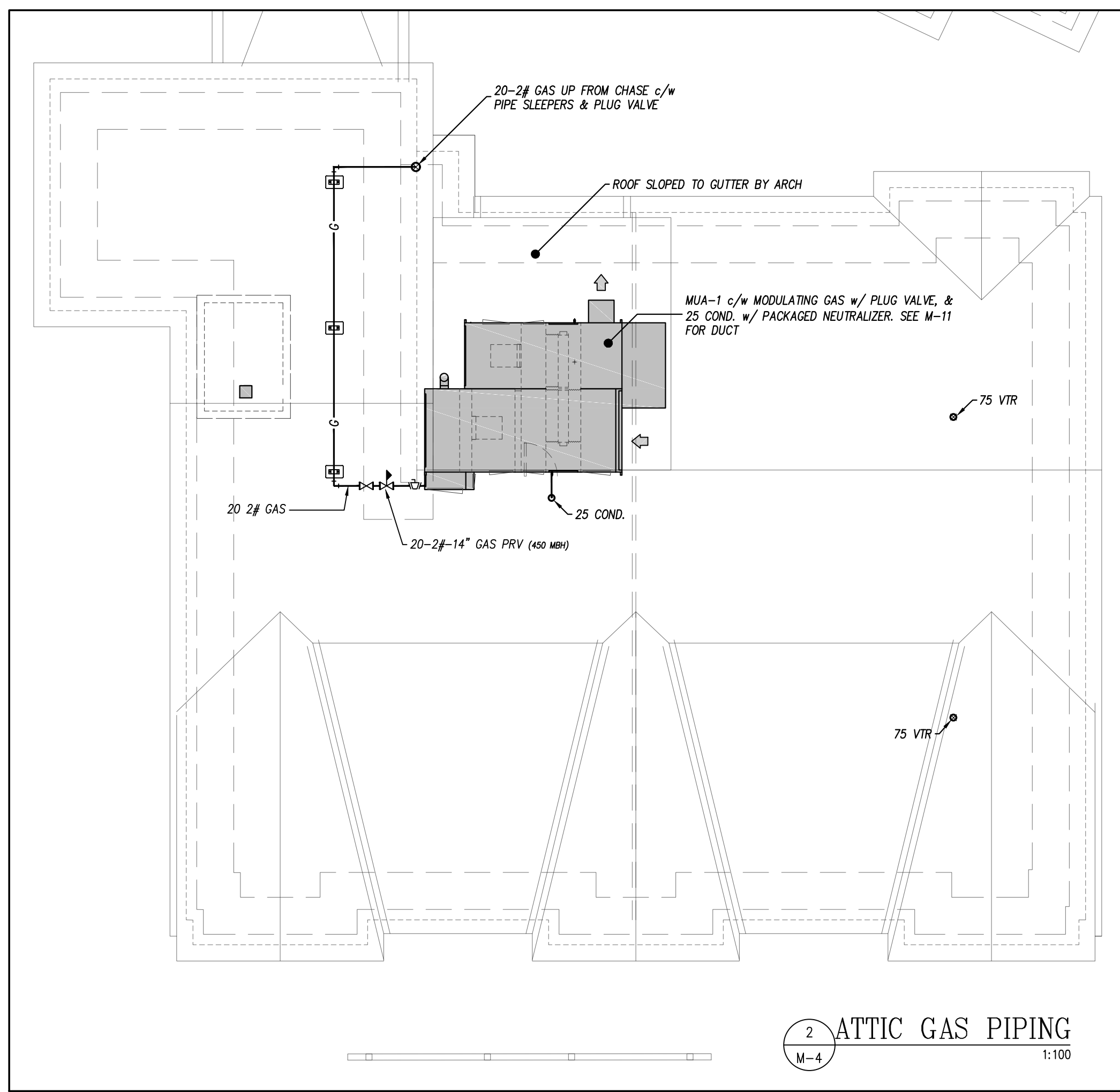
USE OF THESE DRAWINGS IS RESTRICTED SOLELY TO THE CONSTRUCTION FOR WHICH THEY WERE DEVELOPED. BEKOLAY AND ASSOCIATES LTD. ASSUME NO RESPONSIBILITY FOR ANY SUBSEQUENT USE. DO NOT SCALE THE DRAWINGS BUT RESPECT ANY DIMENSIONS SPECIFICALLY IDENTIFIED IN NOTES OR TEXT. ALL CONTRACTORS MUST VISIT THE SITE AND ARE RESPONSIBLE FOR VERIFYING ANY AND ALL DIMENSIONS THAT RELATE TO THEIR WORK. REPORT ANY DISCREPANCIES IMMEDIATELY TO THE CONSULTANT.

BEKOLAY & Associates. Ltd.
Consulting Engineers
365 WEST HOCKWOLD DR. OTTAWA
ON K1S 2S4 CANADA TEL: 613 735-8888
email: jbe@bekolay.com

PROJECT: Long Sault Villa
53 Long Sault Dr. Long Sault, On
DRAWING: 2nd & 3rd Floors
Plumbing

DATE	SCALE
10-Feb-16	1:50
DRAWN BY: LNC	DESIGNED BY: JRB
JOB NO.: 2014-03	CHECKED BY: JRB
DRAWING NO.: 10-FEB-2016	

M-3 of 14



NO.	REVISIONS	DATE
10.		
9.		
8.	RE-ISSUED FOR PRICING & CONSTRUCTION	Feb 10, 2016
7.	ISSUED FOR CONSTRUCTION	Nov 20, 2015
6.	ISSUED FOR BASEMENT CONSTRUCTION	Nov 06, 2015
5.	RE-ISSUED FOR PERMIT	Aug 21, 2015
4.	ISSUED FOR PRICING. NOT CONSTRUCTION	May 08, 2015
3.	ISSUED FOR PERMIT. NEW BUILDING	Dec 18, 2014
2.	ISSUED FOR CLIENT REVIEW	Dec 15, 2014
1.	ISSUED FOR COORDINATION	Dec 12, 2014

USE OF THESE DRAWINGS IS RESTRICTED SOLELY TO THE CONSTRUCTION FOR WHICH THEY WERE DEVELOPED. BEKOLAY AND ASSOCIATES LTD. ASSUME NO RESPONSIBILITY FOR ANY SUBSEQUENT USE. DO NOT SCALE THE DRAWINGS BUT RESPECT ANY DIMENSIONS SPECIFICALLY IDENTIFIED IN NOTES OR TEXT. ALL CONTRACTORS MUST VISIT THE SITE AND ARE RESPONSIBLE FOR VERIFYING ANY AND ALL DIMENSIONS THAT RELATE TO THEIR WORK. REPORT ANY DISCREPANCIES IMMEDIATELY TO THE CONSULTANT.

BEKOLAY & Associates. Ltd.
Consulting Engineers

355 WEST HOCKWOLD DR., OTTAWA
ON K1H 3Z4
TEL: 453-2244 FAX: 453-7200
EMAIL: jbekolay@bekolay.com

10-Feb-16

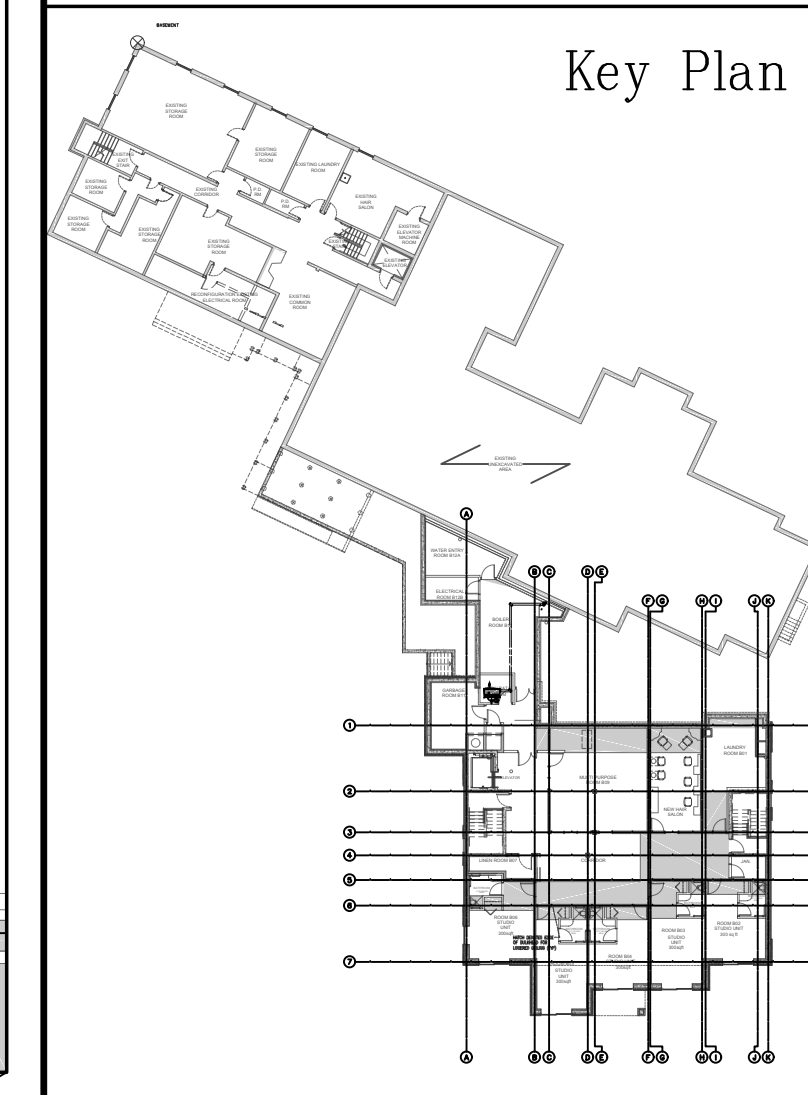
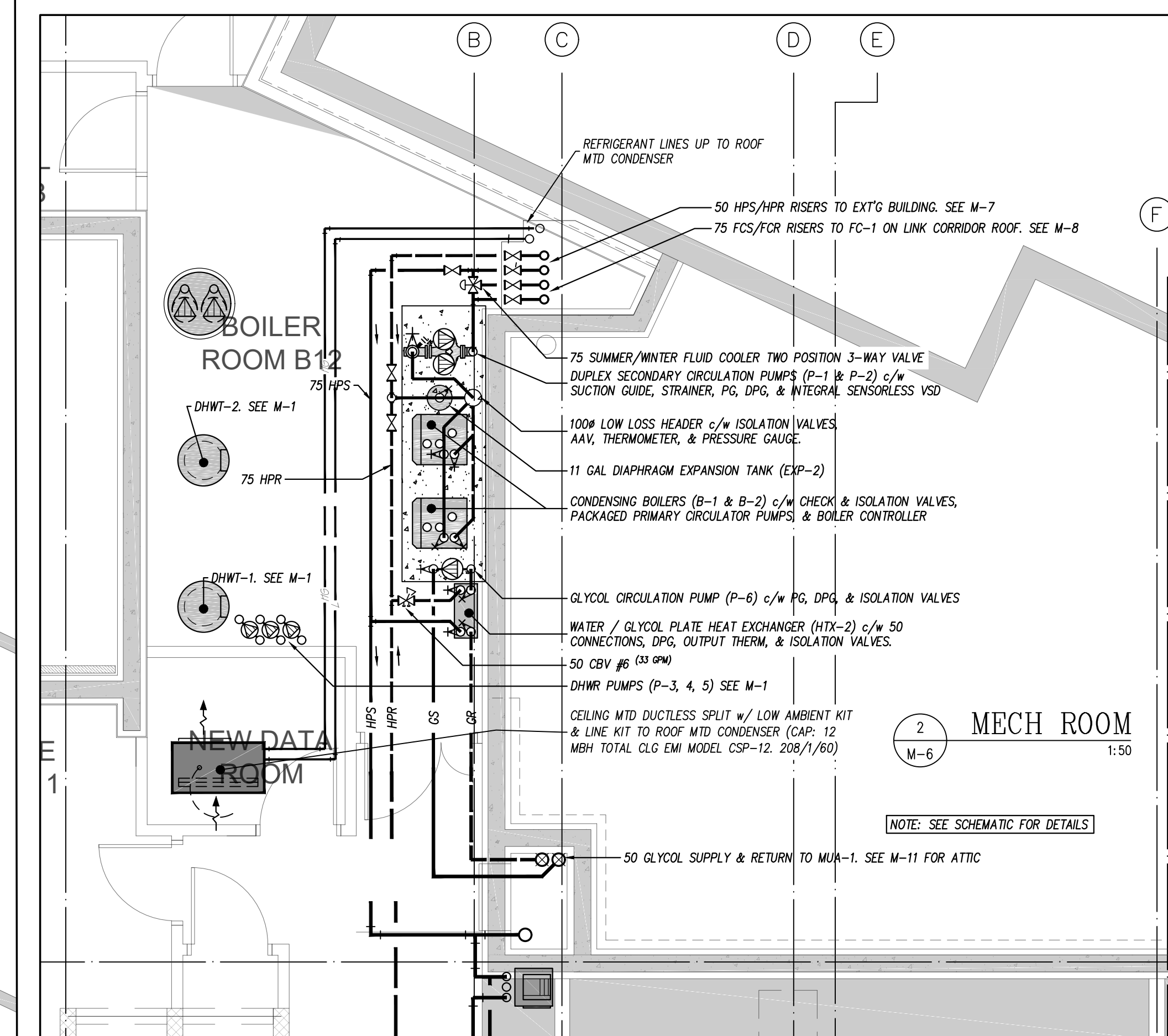
PROJECT: Long Sault Villa
53 Long Sault Dr. Long Sault, On

DRAWING: 4th Floor & Attic
Plumbing

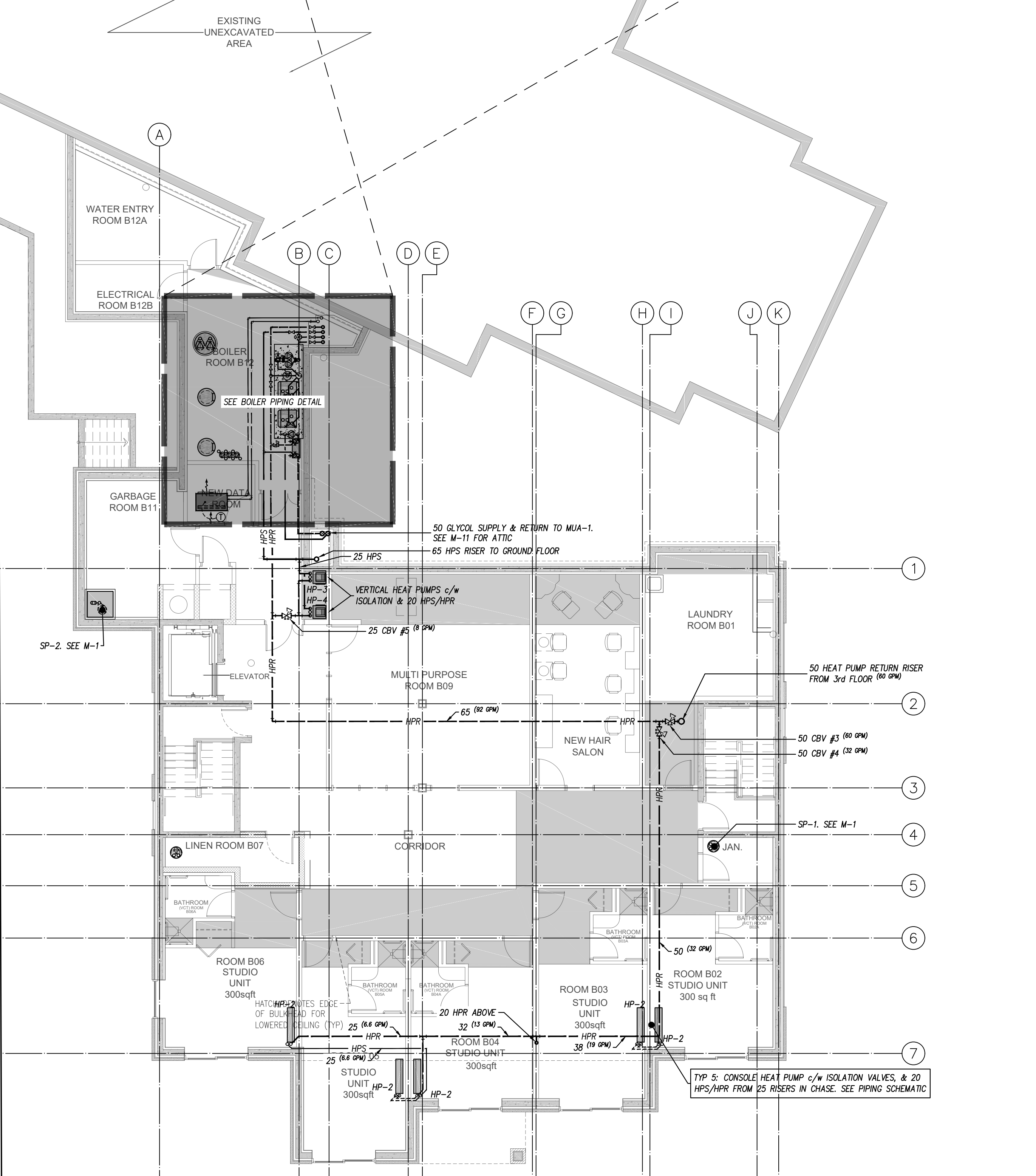
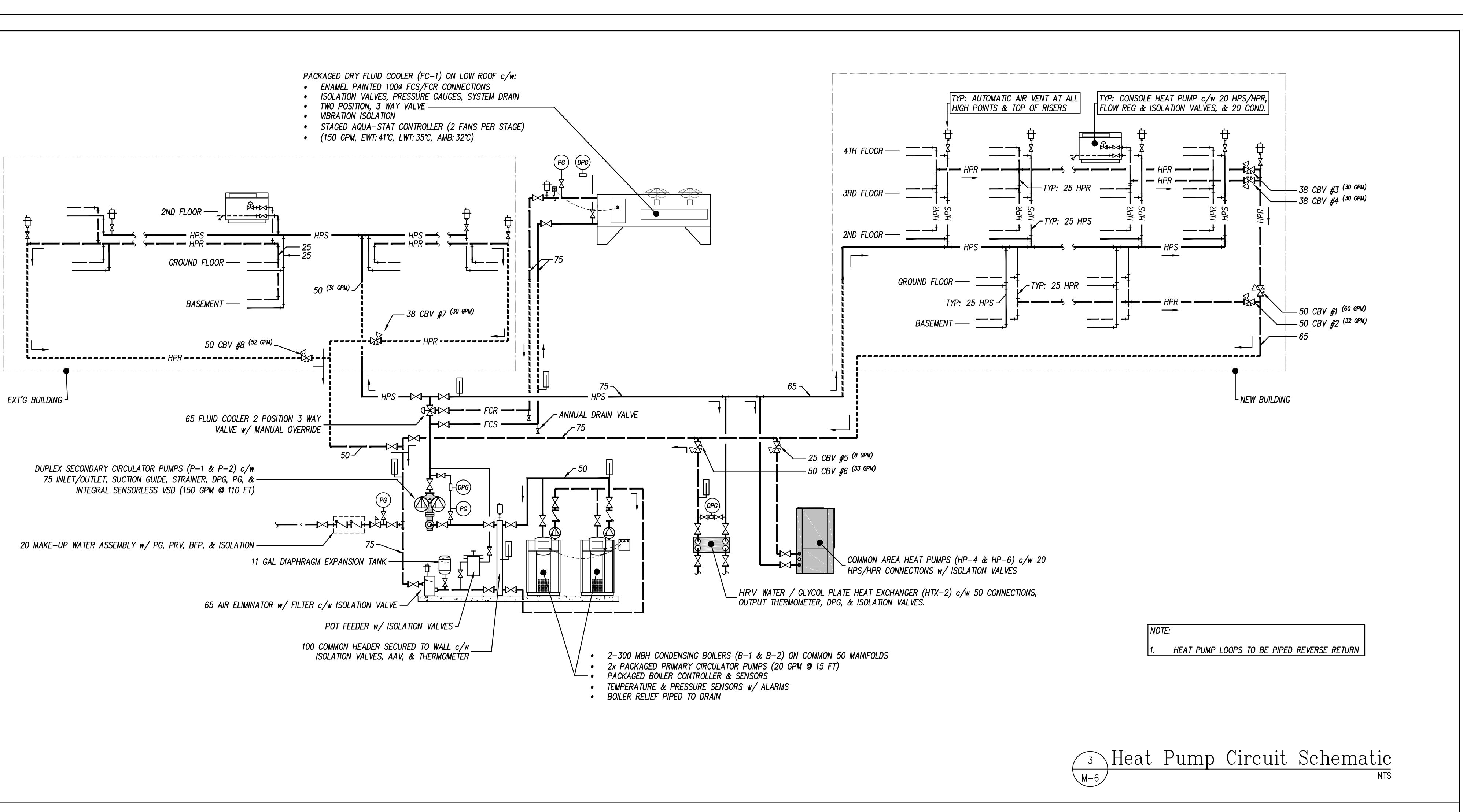
DATE: 10-Feb-16 SCALE: 1:50
DRAWN BY: LNC DESIGNED BY: JRB
JOB NO.: 2014-03 CHECKED BY: JRB
DRAWING NO.: 10-FEB-2016

J. R. BEKOLAY
10-FEB-2016
PROVINCE OF ONTARIO

M-4 of 14



Heat Pump Schedule								
Floor	Location	Description	Voltage	Phase	Power	Flow	Head	Remarks
Extension Basement	Suites 02 - 06	Console Heat Pump (HP-2)	120V	1	0.8 Ton	3.3 GPM	15 ft	Building SKC 010
	Multipurpose Rm	Vertical Heat Pump (HP-4)	208V	1	2 Ton	4.0 GPM	15 ft	Building SKV 024
	Ground Floor Activity Rm	Vertical Heat Pump (HP-3)	208V	1	1.25 Ton	2.5 GPM	15 ft	Building SKV 015
Extension Ground Floor	Suites 01 - 03 & 08	Console Heat Pump (HP-2)	120V	1	0.8 Ton	3.3 GPM	15 ft	Building SKC 010
	Common Living Room	Vertical Heat Pump (HP-5)	208V	1	3 Ton	6.0 GPM	15 ft	Building SKV 036
Existing Ground Floor	Studio	Console Heat Pump (HP-2)	120V	1	0.8 Ton	3.3 GPM	15 ft	Building SKC 010
	Bedrooms, Dr. Office, & Foyer	Console Heat Pump (HP-1)	120V	1	3/4 Ton	2 GPM	15 ft	Building SKC 008
	Dining Area	Vertical Heat Pump (HP-6)	208V	1	4 Ton	8.0 GPM	15 ft	Building SKV 048
	Reception Area	Vertical Heat Pump (HP-5)	208V	1	3 Ton	6.0 GPM	15 ft	Building SKV 036
Extension Second Floor	Suites 01 - 10	Console Heat Pump (HP-1)	120V	1	3/4 Ton	2 GPM	15 ft	Building SKC 008
	Studio	Console Heat Pump (HP-2)	120V	1	0.8 Ton	3.3 GPM	15 ft	Building SKC 010
Existing Second Floor	Bedrooms	Console Heat Pump (HP-1)	120V	1	3/4 Ton	2 GPM	15 ft	Building SKC 008
	Suites 01 - 10	Console Heat Pump (HP-1)	120V	1	3/4 Ton	2 GPM	15 ft	Building SKC 008
Extension Third Floor	Suites 01 - 10	Console Heat Pump (HP-1)	120V	1	3/4 Ton	2 GPM	15 ft	Building SKC 008
	Suites 01 - 10	Console Heat Pump (HP-1)	120V	1	3/4 Ton	2 GPM	15 ft	Building SKC 008



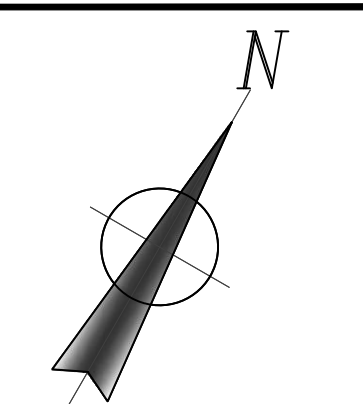
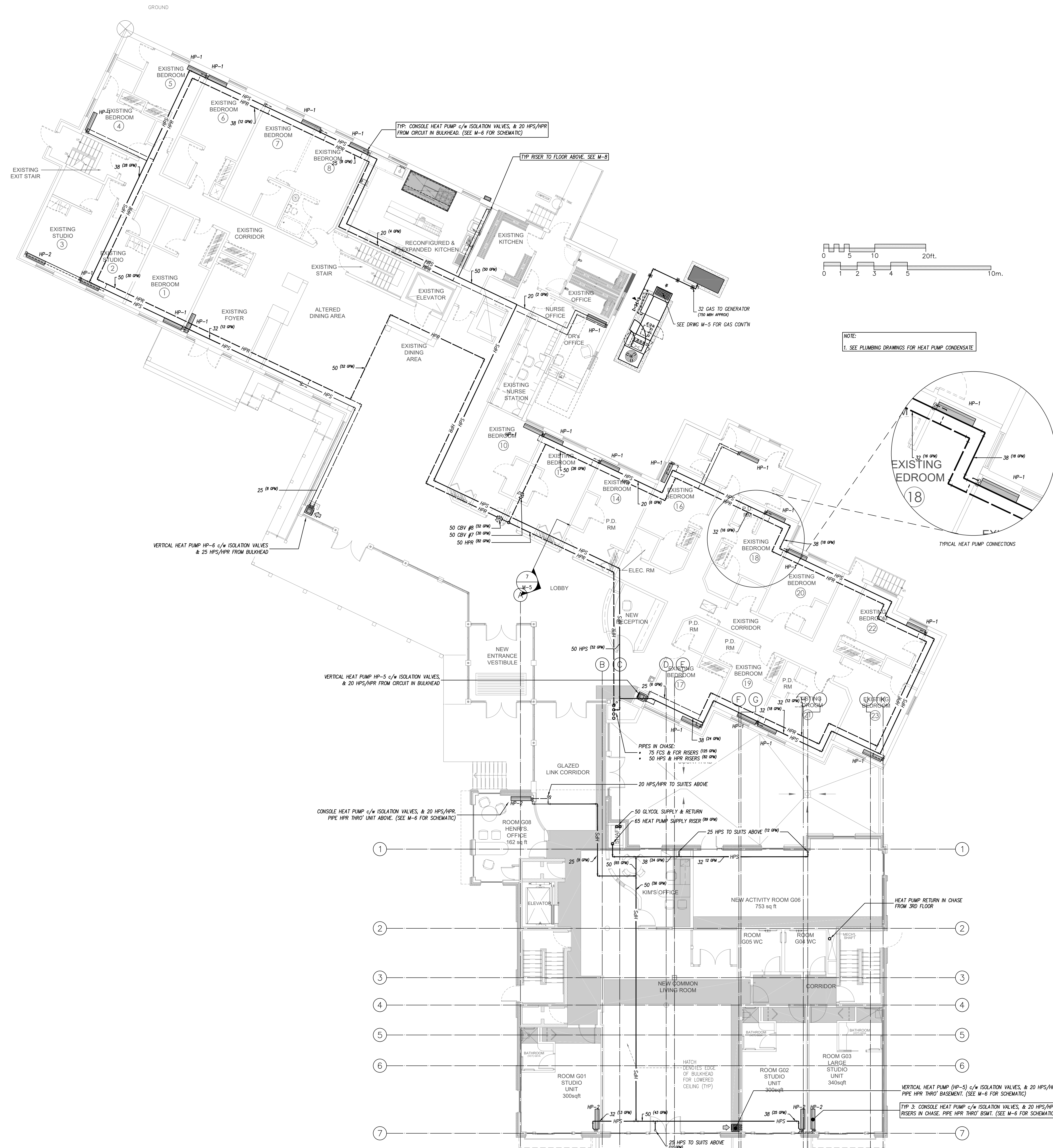
NO.	REVISIONS	DATE
10.		
9.		
8.	RE-ISSUED FOR PRICING & CONSTRUCTION	Feb 10, 2016
7.	ISSUED FOR CONSTRUCTION	Nov 20, 2015
6.	ISSUED FOR BASEMENT CONSTRUCTION	Nov 06, 2015
5.	RE-ISSUED FOR PERMIT	Aug 21, 2015
4.	ISSUED FOR PRICING, NOT CONSTRUCTION	May 08, 2015
3.	ISSUED FOR PERMIT, NEW BUILDING	Dec 18, 2014
2.	ISSUED FOR CLIENT REVIEW	Dec 15, 2014
1.	ISSUED FOR COORDINATION	Dec 12, 2014

USE OF THESE DRAWINGS IS RESTRICTED SOLELY TO THE CONSTRUCTION FOR WHICH THEY WERE DEVELOPED. BEKOLAY AND ASSOCIATES LTD. ASSUME NO RESPONSIBILITY FOR ANY SUBSEQUENT USE. DO NOT SCALE THE DRAWINGS BUT RESPECT ANY DIMENSIONS SPECIFICALLY IDENTIFIED IN NOTES OR TEXT. ALL CONTRACTORS MUST VISIT THE SITE AND ARE RESPONSIBLE FOR VERIFYING ANY AND ALL DIMENSIONS THAT RELATE TO THEIR WORK. REPORT ANY DISCREPANCIES IMMEDIATELY TO THE CONSULTANT.

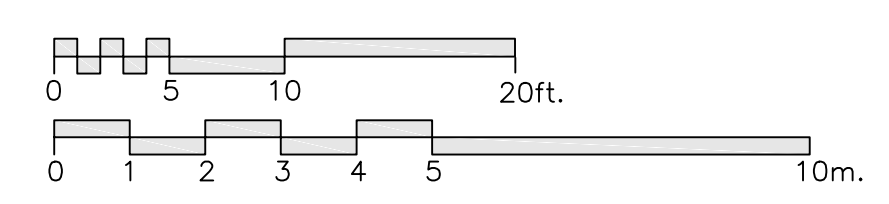
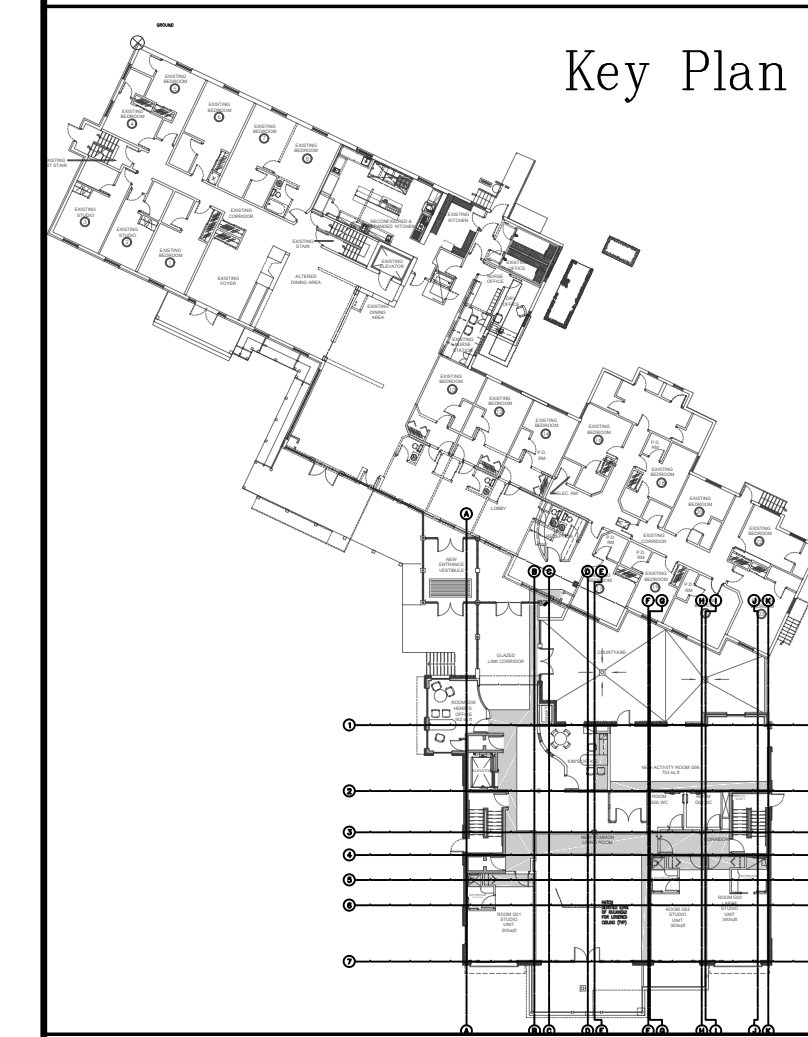
BEKOLAY & Associates Ltd.
Consulting Engineers
360 WEST HOCKWOLD DR. OTTAWA
K1H 3S2 CANADA TEL: 613 735-0888
email: jbekolay@bekolay.com

PROJECT: Long Sault Villa
53 Long Sault Dr. Long Sault, On
DRAWING: Basement Heat Pump

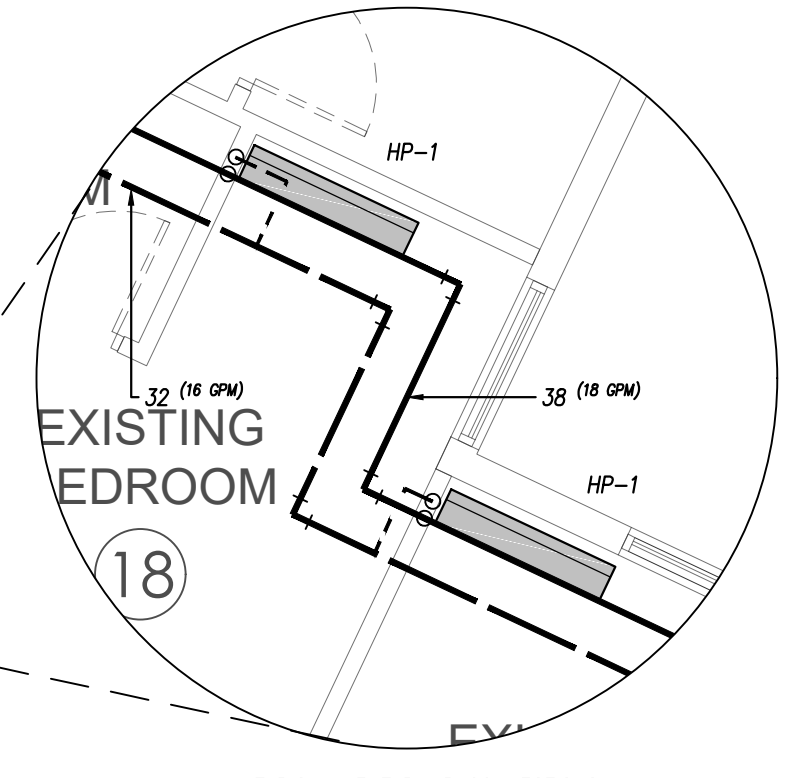
DATE: 10-Feb-16 SCALE: 1:100
DESIGNED BY: LNC DESIGNED BY: JRB
JOB NO.: 2014-03 CHECKED BY: JRB
DRAWING NO.: 10-FEB-2016
M-6 of 14



Key Plan



NOTE:
1. SEE PLUMBING DRAWINGS FOR HEAT PUMP CONDENSATE




NO.	REVISIONS	DATE
10.		
9.		
8.	RE-ISSUED FOR PRICING & CONSTRUCTION	Feb 10, 2016
7.	ISSUED FOR CONSTRUCTION	Nov 20, 2015
6.	ISSUED FOR BASEMENT CONSTRUCTION	Nov 06, 2015
5.	RE-ISSUED FOR PERMIT	Aug 21, 2015
4.	ISSUED FOR PRICING, NOT CONSTRUCTION	May 08, 2015
3.	ISSUED FOR PERMIT, NEW BUILDING	Dec 18, 2014
2.	ISSUED FOR CLIENT REVIEW	Dec 15, 2014
1.	ISSUED FOR COORDINATION	Dec 12, 2014

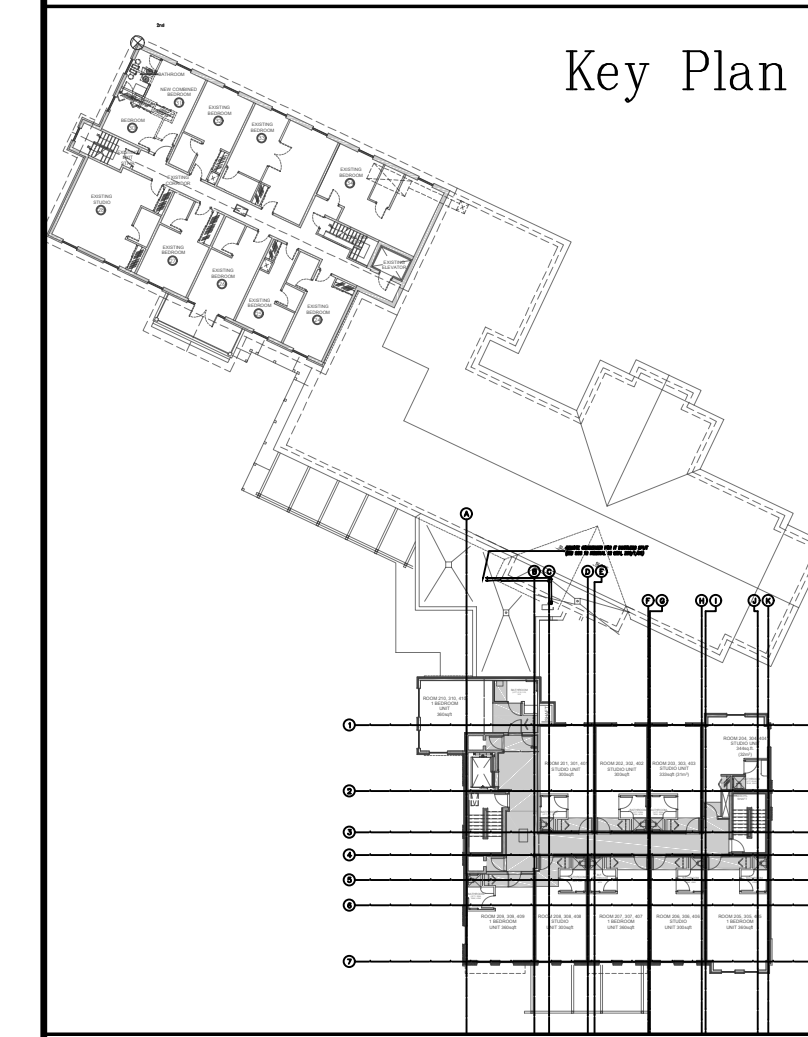
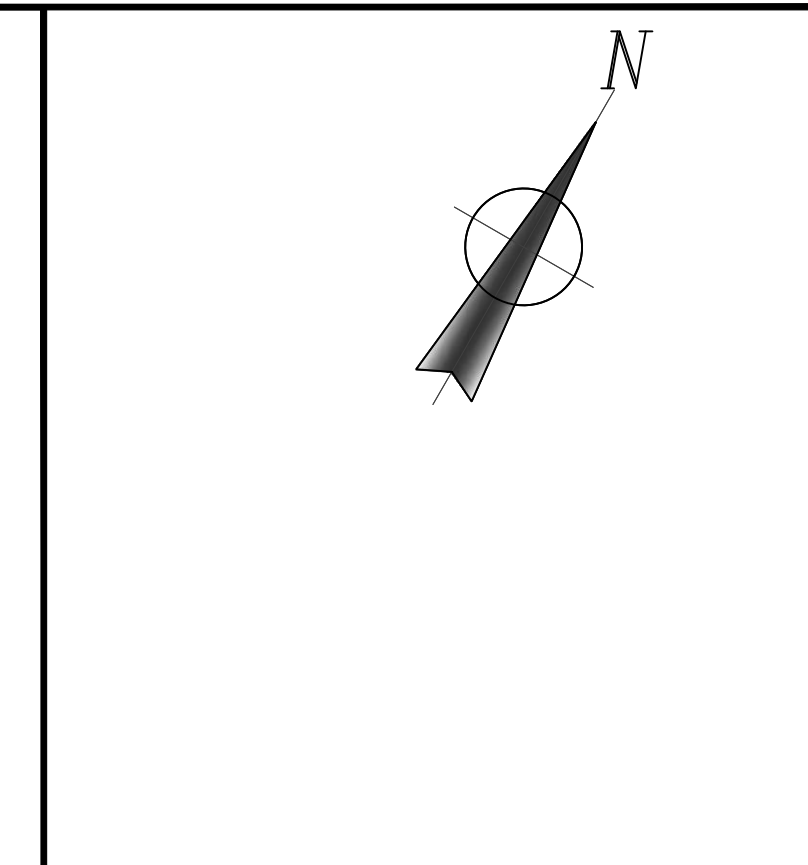
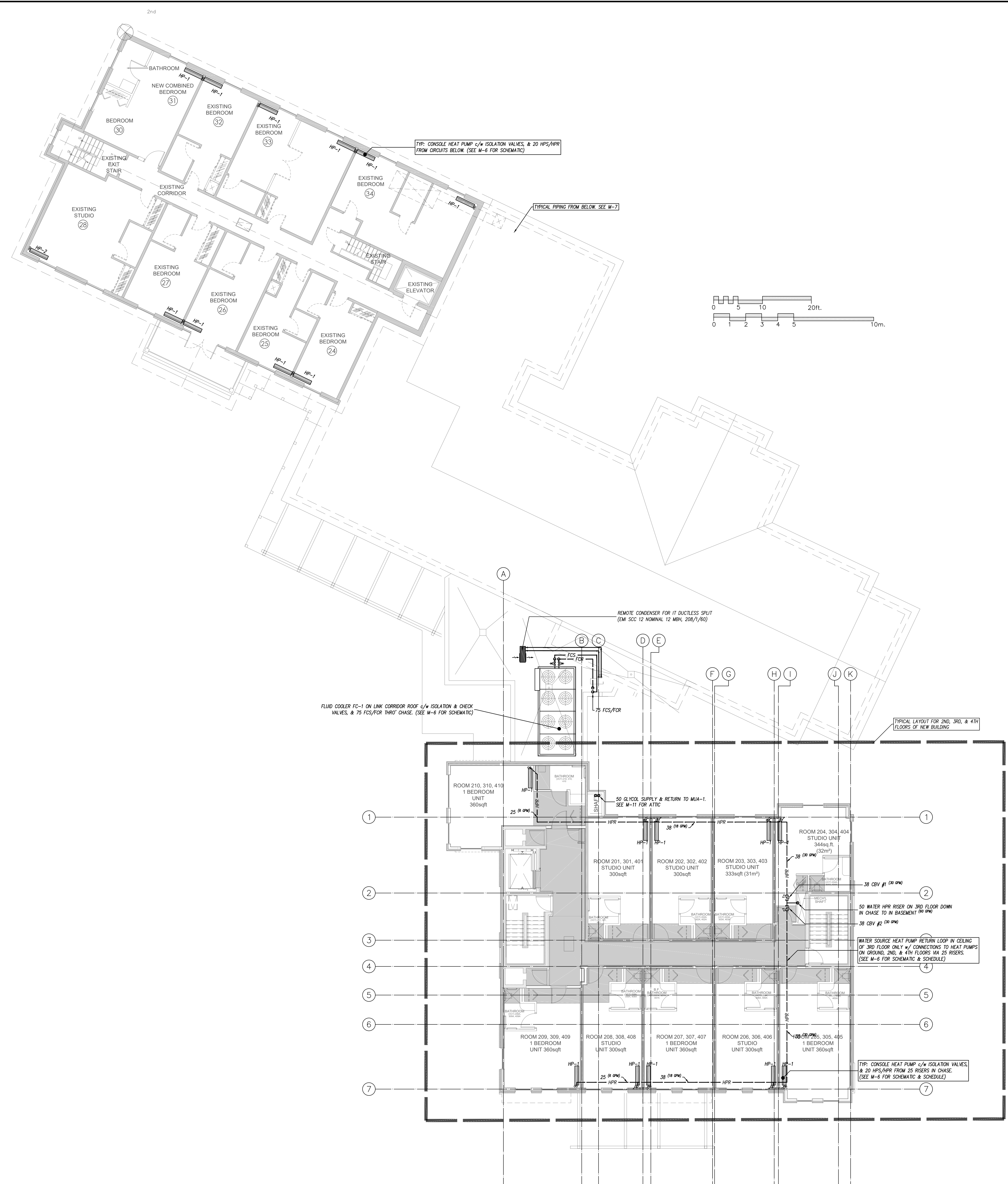
USE OF THESE DRAWINGS IS RESTRICTED SOLELY TO THE CONSTRUCTION FOR WHICH THEY WERE DEVELOPED. BEKOLAY AND ASSOCIATES LTD. ASSUME NO RESPONSIBILITY FOR ANY SUBSEQUENT USE. DO NOT SCALE THE DRAWINGS BUT RESPECT ANY DIMENSIONS SPECIFICALLY IDENTIFIED IN NOTES OR TEXT. ALL CONTRACTORS MUST VISIT THE SITE AND ARE RESPONSIBLE FOR VERIFYING ANY AND ALL DIMENSIONS THAT RELATE TO THEIR WORK. REPORT ANY DISCREPANCIES IMMEDIATELY TO THE CONSULTANT.

BEKOLAY & Associates. Ltd.
Consulting Engineers
10-Feb-16

PROJECT: Long Sault Villa
53 Long Sault Dr. Long Sault, On
DRAWING: Ground Floor
Heat Pump

DATE: 10-Feb-16 SCALE: 1:100
DRAWN BY: LNC DESIGNED BY: JRB
JOB NO.: 2014-03 CHECKED BY: JRB
DRAWING NO.: 10-FEB-2016
M-7 of 14






NO.	REVISIONS	DATE
10.		
9.		
8.	RE-ISSUED FOR PRICING & CONSTRUCTION	Feb 10, 2016
7.	ISSUED FOR CONSTRUCTION	Nov 20, 2015
6.	ISSUED FOR BASEMENT CONSTRUCTION	Nov 06, 2015
5.	RE-ISSUED FOR PERMIT	Aug 21, 2015
4.	ISSUED FOR PRICING, NOT CONSTRUCTION	May 08, 2015
3.	ISSUED FOR PERMIT, NEW BUILDING	Dec 18, 2014
2.	ISSUED FOR CLIENT REVIEW	Dec 15, 2014
1.	ISSUED FOR COORDINATION	Dec 12, 2014

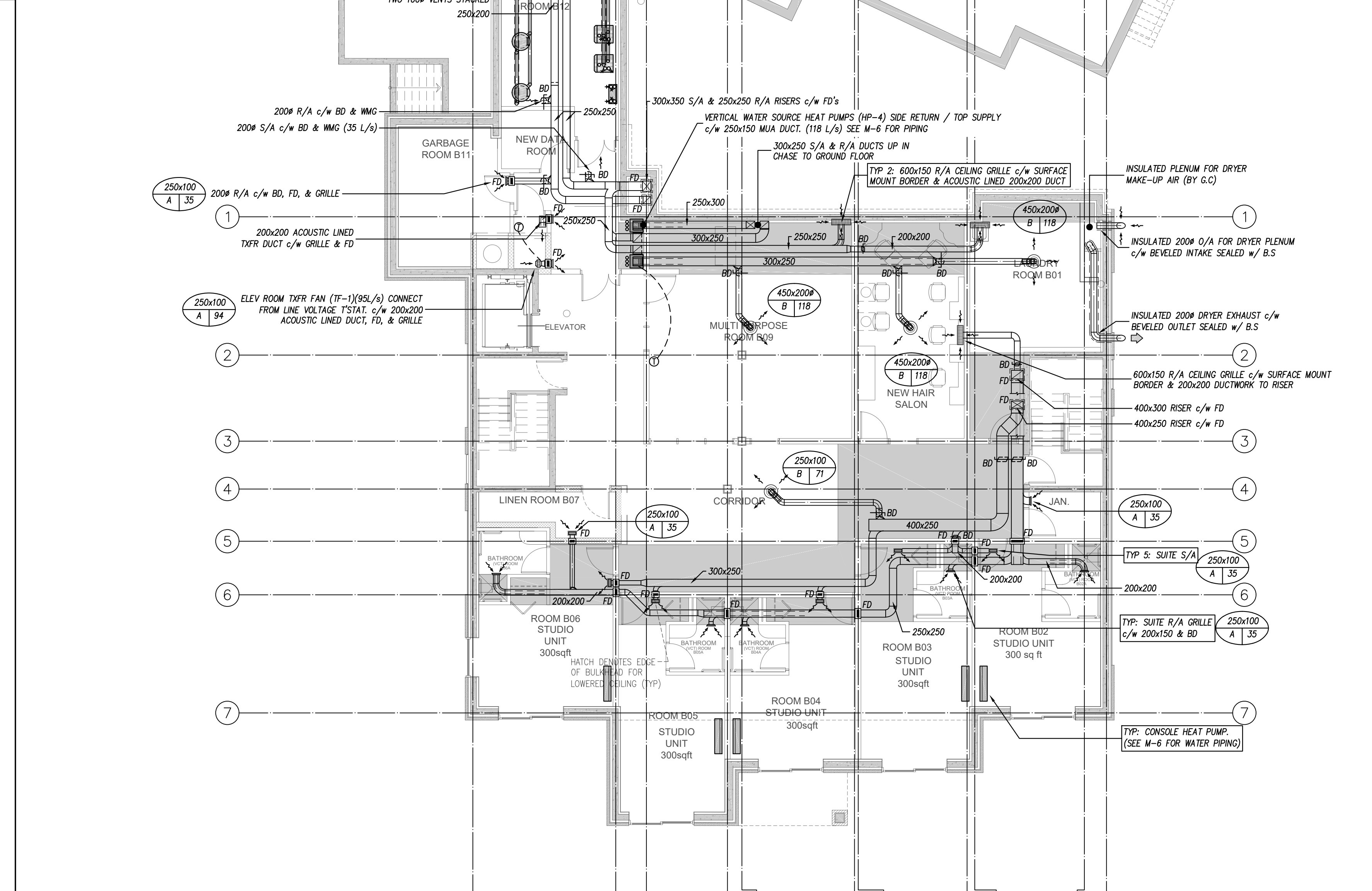
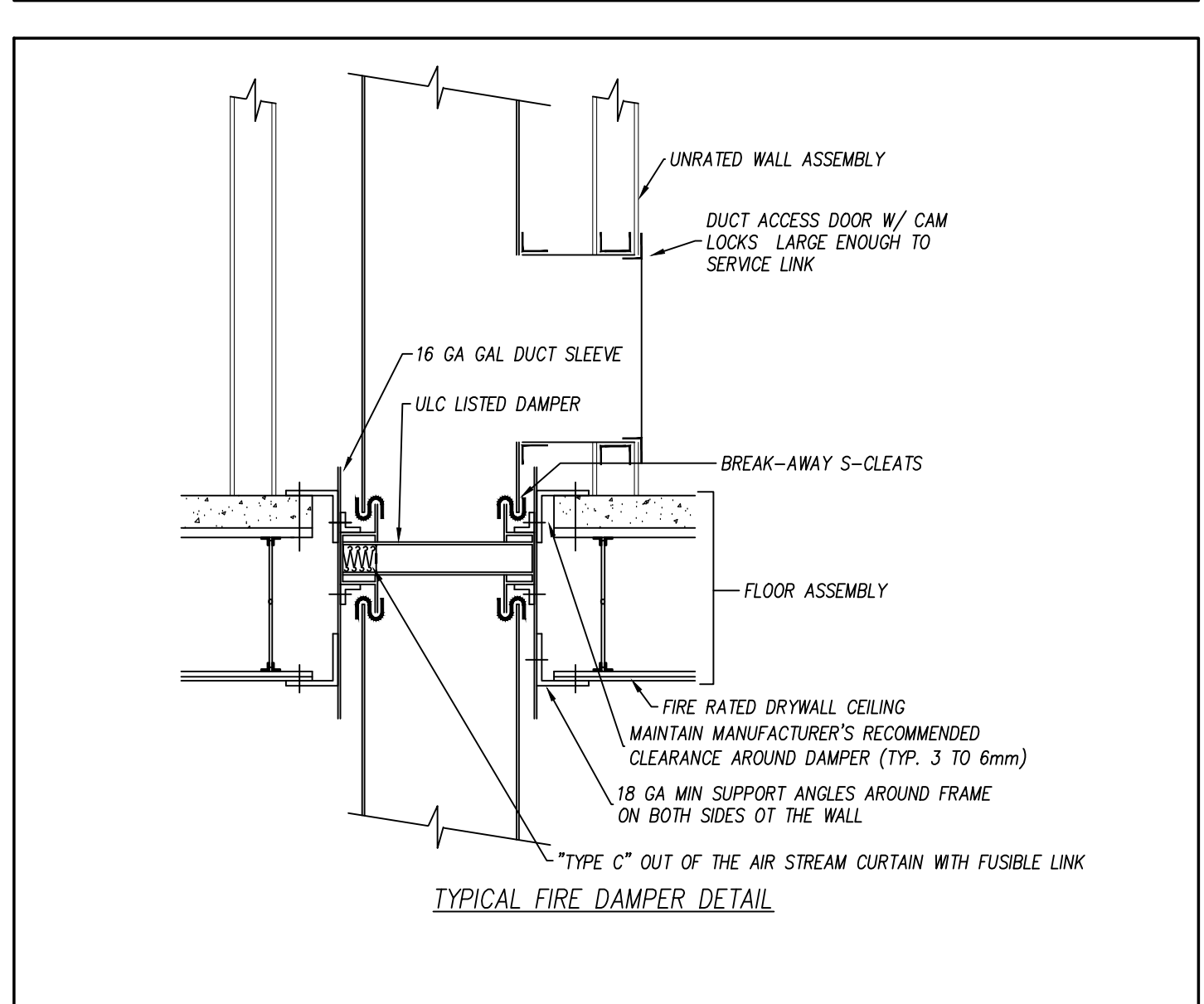
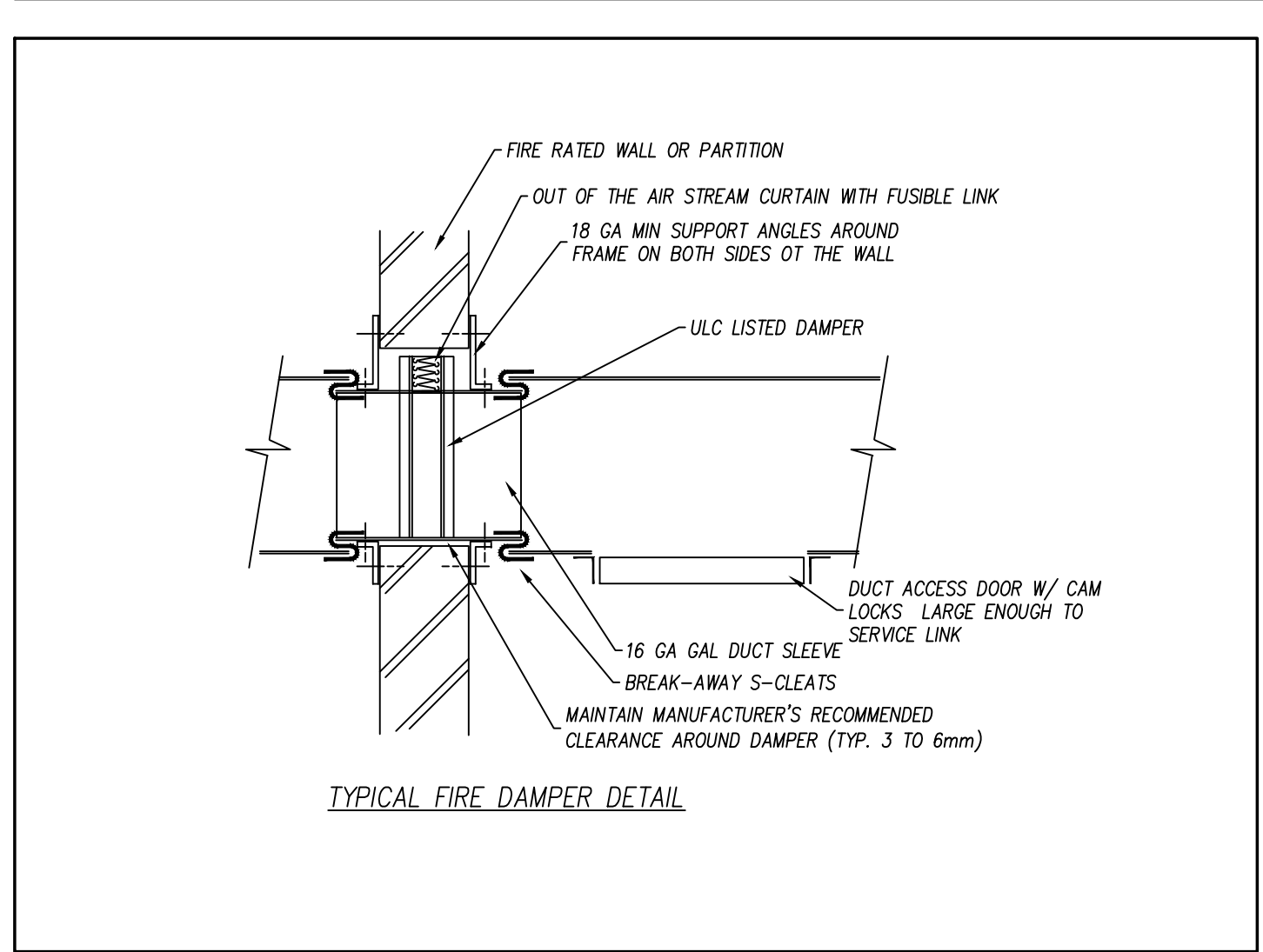
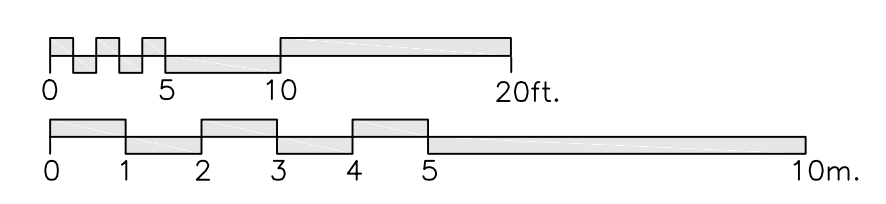
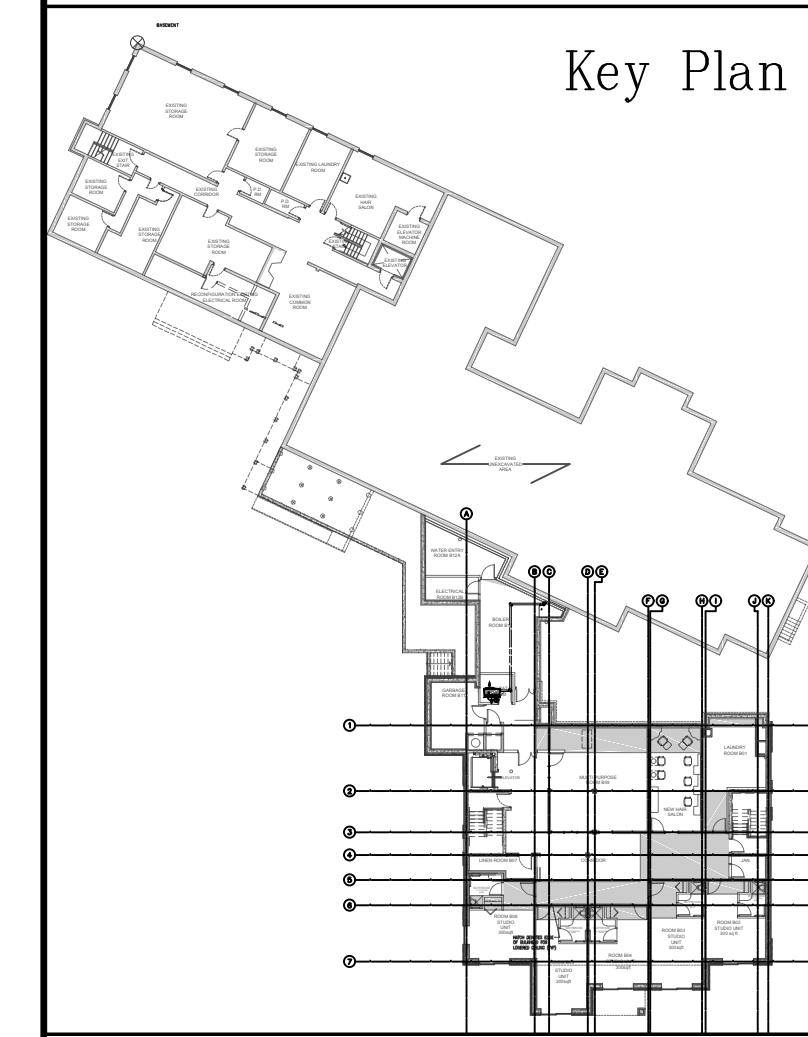
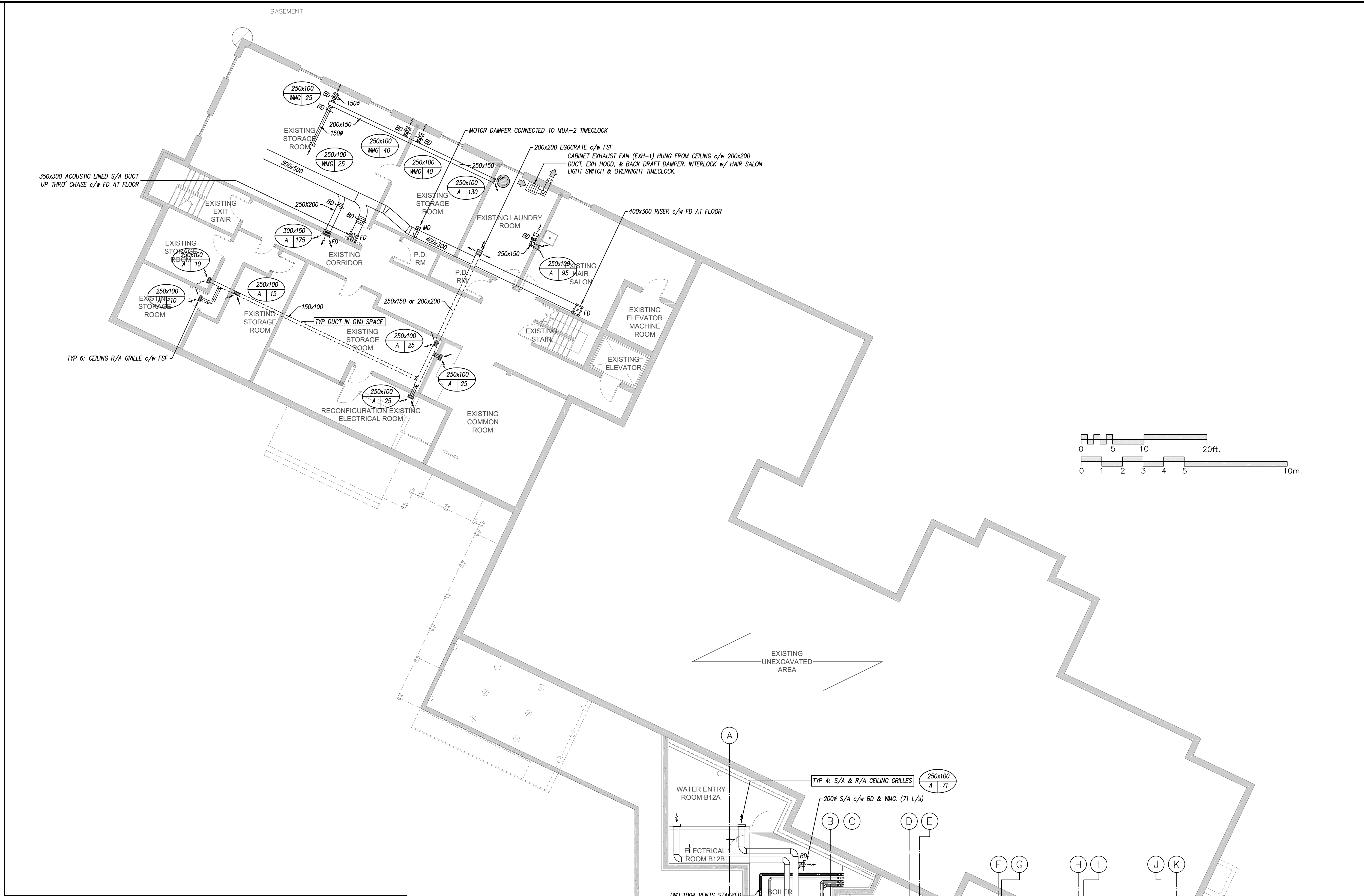
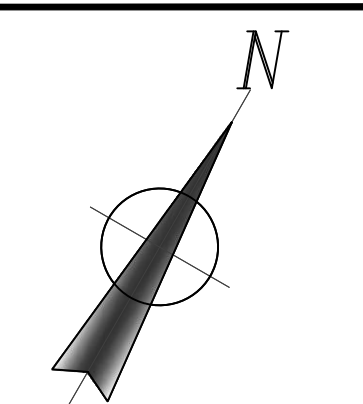
USE OF THESE DRAWINGS IS RESTRICTED SOLELY TO THE CONSTRUCTION FOR WHICH THEY WERE DEVELOPED. BEKOLAY AND ASSOCIATES LTD. ASSUME NO RESPONSIBILITY FOR ANY SUBSEQUENT USE. DO NOT SCALE THE DRAWINGS BUT RESPECT ANY DIMENSIONS SPECIFICALLY IDENTIFIED IN NOTES OR TEXT. ALL CONTRACTORS MUST VISIT THE SITE AND ARE RESPONSIBLE FOR VERIFYING ANY AND ALL DIMENSIONS THAT RELATE TO THEIR WORK. REPORT ANY DISCREPANCIES IMMEDIATELY TO THE CONSULTANT.

BEKOLAY & Associates. Ltd.
 Consulting Engineers
 285 WEST HOCKWOLD DR., OTTAWA
 ON K1S 0S4 CANADA TEL: 613-735-8888
 email: jbe@bekolay.ca

PROJECT: Long Sault Villa
 53 Long Sault Dr. Long Sault, On
 DRAWING: 2nd, 3rd, & 4th Floors
 Heat Pump

DATE: 10-Feb-16	SCALE: 1:100
DRAWN BY: LNC	DESIGNED BY: JRB
JOB NO.: 2014-03	CHECKED BY: JRB
DRAWING NO.: 10-FEB-2016	





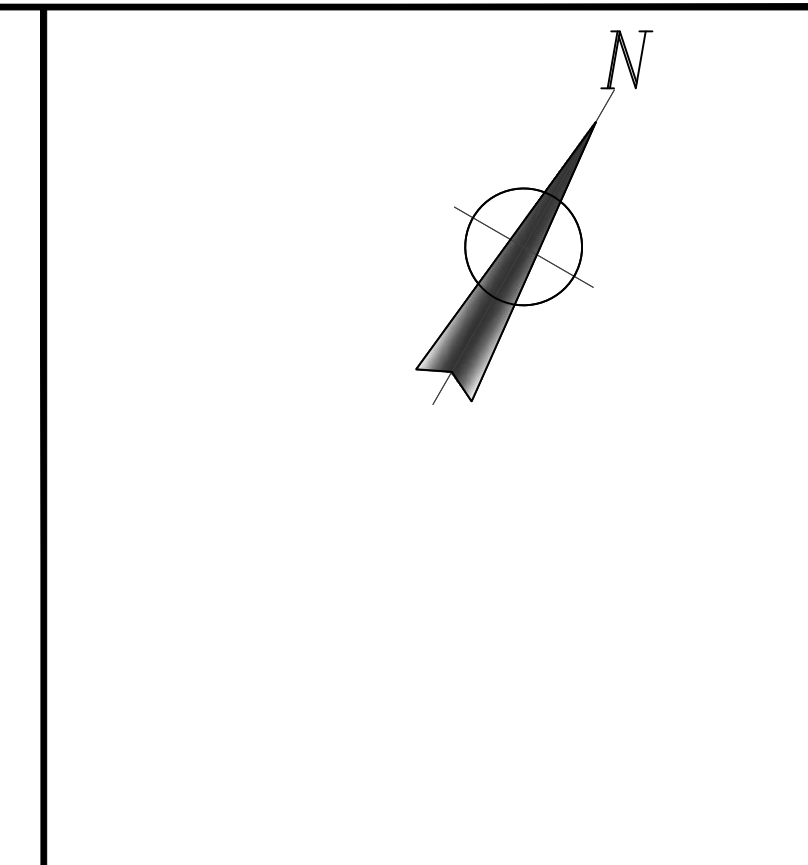
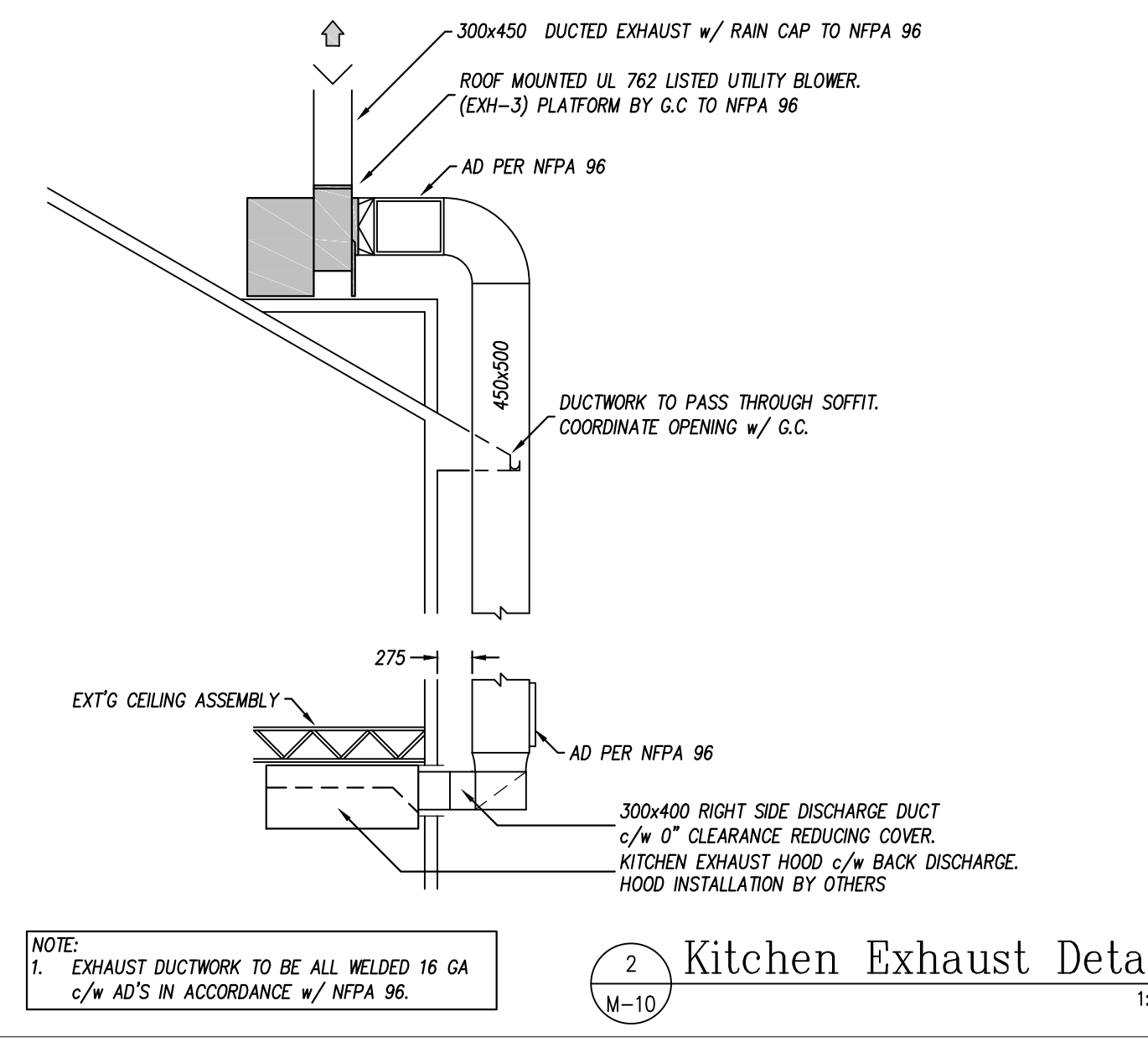
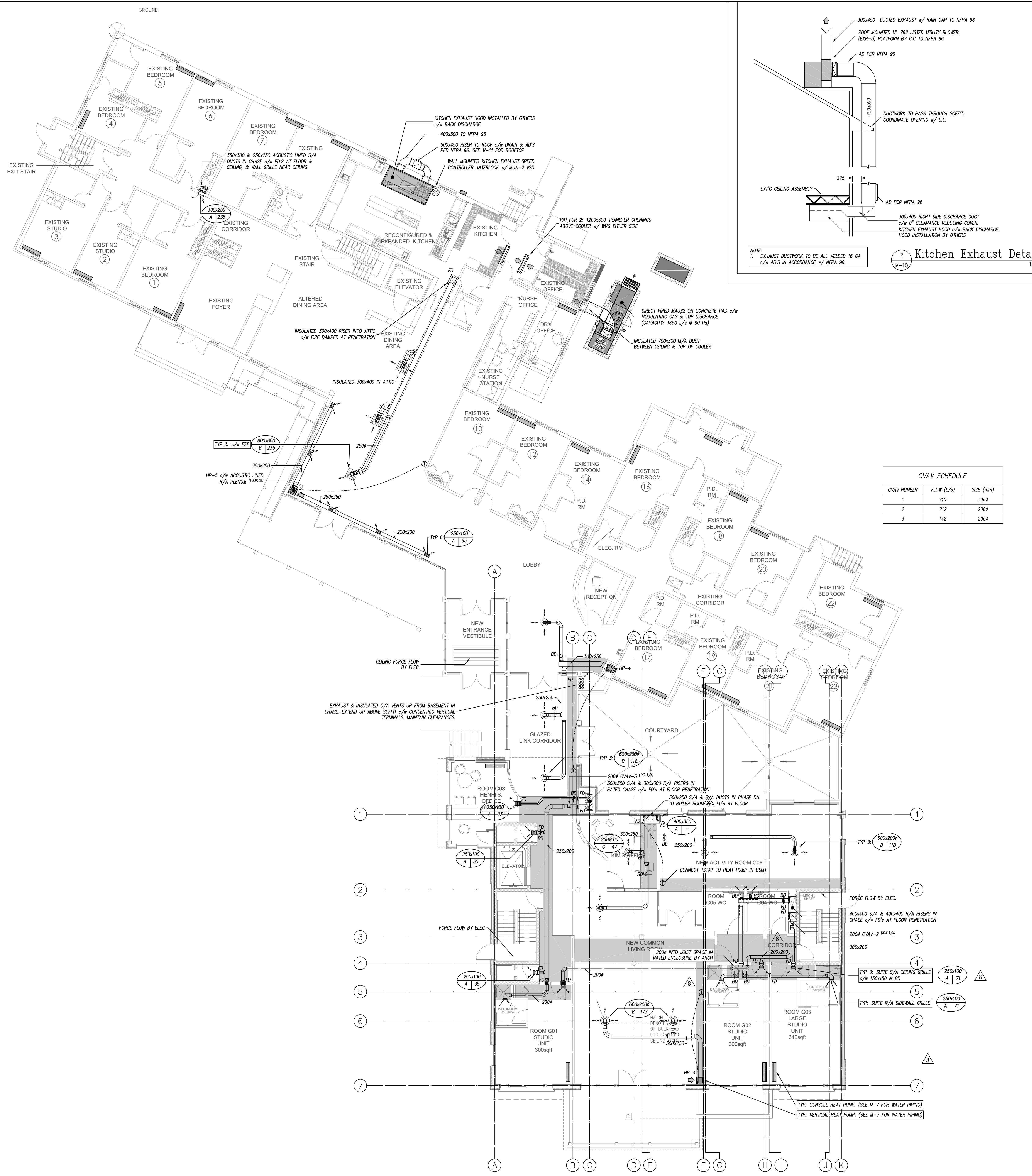
NO.	REVISIONS	DATE
10.		
9.		
8.	RE-ISSUED FOR PRICING & CONSTRUCTION	Feb 10, 2016
7.	ISSUED FOR CONSTRUCTION	Nov 20, 2015
6.	ISSUED FOR BASEMENT CONSTRUCTION	Nov 06, 2015
5.	RE-ISSUED FOR PERMIT	Aug 21, 2015
4.	ISSUED FOR PRICING, NOT CONSTRUCTION	May 08, 2015
3.	ISSUED FOR PERMIT, NEW BUILDING	Dec 18, 2014
2.	ISSUED FOR CLIENT REVIEW	Dec 15, 2014
1.	ISSUED FOR COORDINATION	Dec 12, 2014

USE OF THESE DRAWINGS IS RESTRICTED SOLELY TO THE CONSTRUCTION FOR WHICH THEY WERE DEVELOPED. BEKOLAY AND ASSOCIATES LTD. ASSUME NO RESPONSIBILITY FOR ANY SUBSEQUENT USE. DO NOT SCALE THE DRAWINGS BUT RESPECT ANY DIMENSIONS SPECIFICALLY IDENTIFIED IN NOTES OR TEXT. ALL CONTRACTORS MUST VISIT THE SITE AND ARE RESPONSIBLE FOR VERIFYING ANY AND ALL DIMENSIONS THAT RELATE TO THEIR WORK. REPORT ANY DISCREPANCIES IMMEDIATELY TO THE CONSULTANT.

BEKOLAY & Associates Ltd.
Consulting Engineers

PROJECT: Long Sault Villa
53 Long Sault Dr. Long Sault, On

DATE: 10-Feb-16 SCALE: 1:100
DESIGNED BY: JRB
CHECKED BY: JRB
JOB NO.: 2014-03
DRAWING NO.: M-9 of 14



CVAV SCHEDULE

CVAV NUMBER	FLOW (L/s)	SIZE (mm)
1	710	300φ
2	212	200φ
3	142	200φ

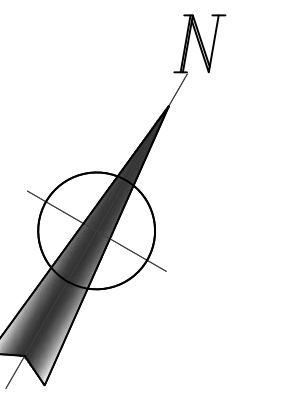
NO.	REVISIONS	DATE
10.		
9.		
8.	RE-ISSUED FOR PRICING & CONSTRUCTION	Feb 10, 2016
7.	ISSUED FOR CONSTRUCTION	Nov 20, 2015
6.	ISSUED FOR BASEMENT CONSTRUCTION	Nov 06, 2015
5.	RE-ISSUED FOR PERMIT	Aug 21, 2015
4.	ISSUED FOR PRICING. NOT CONSTRUCTION	May 08, 2015
3.	ISSUED FOR PERMIT. NEW BUILDING	Dec 18, 2014
2.	ISSUED FOR CLIENT REVIEW	Dec 15, 2014
1.	ISSUED FOR COORDINATION	Dec 12, 2014

USE OF THESE DRAWINGS IS RESTRICTED SOLELY TO THE CONSTRUCTION FOR WHICH THEY WERE DEVELOPED. BEKOLAY AND ASSOCIATES LTD. ASSUME NO RESPONSIBILITY FOR ANY SUBSEQUENT USE. DO NOT SCALE THE DRAWINGS BUT RESPECT ANY DIMENSIONS SPECIFICALLY IDENTIFIED IN NOTES OR TEXT. ALL CONTRACTORS MUST VISIT THE SITE AND ARE RESPONSIBLE FOR VERIFYING ANY AND ALL DIMENSIONS THAT RELATE TO THEIR WORK. REPORT ANY DISCREPANCIES IMMEDIATELY TO THE CONSULTANT.

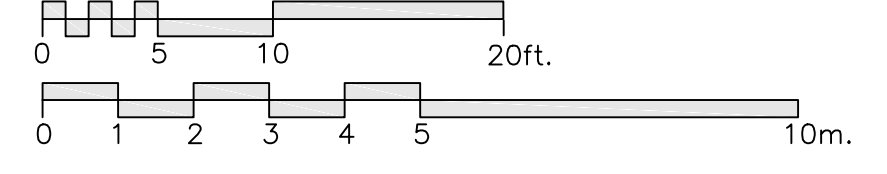
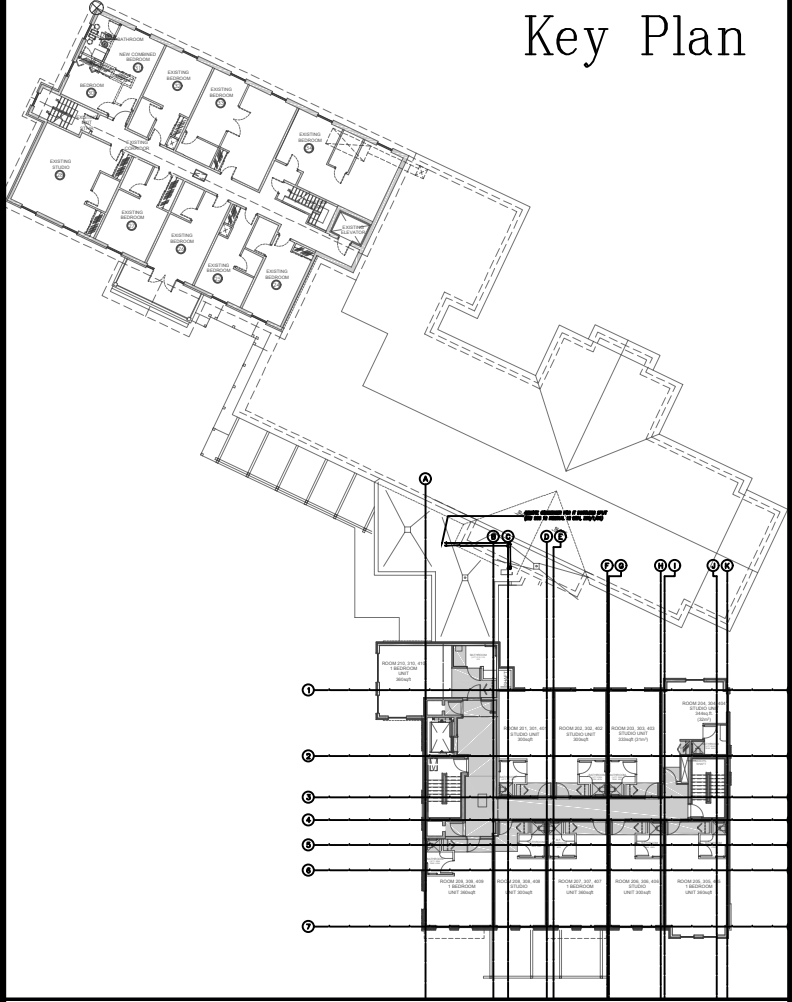
BEKOLAY & Associates. Ltd.
Consulting Engineers
350 WEST HOCKWOLD DR. OTTAWA
K1H 3S2 CANADA TEL: 613 735-8888
email: jbe@bekolay.com

PROJECT: Long Sault Villa
53 Long Sault Dr. Long Sault, On
DRAWN: Ground Floor
HVAC

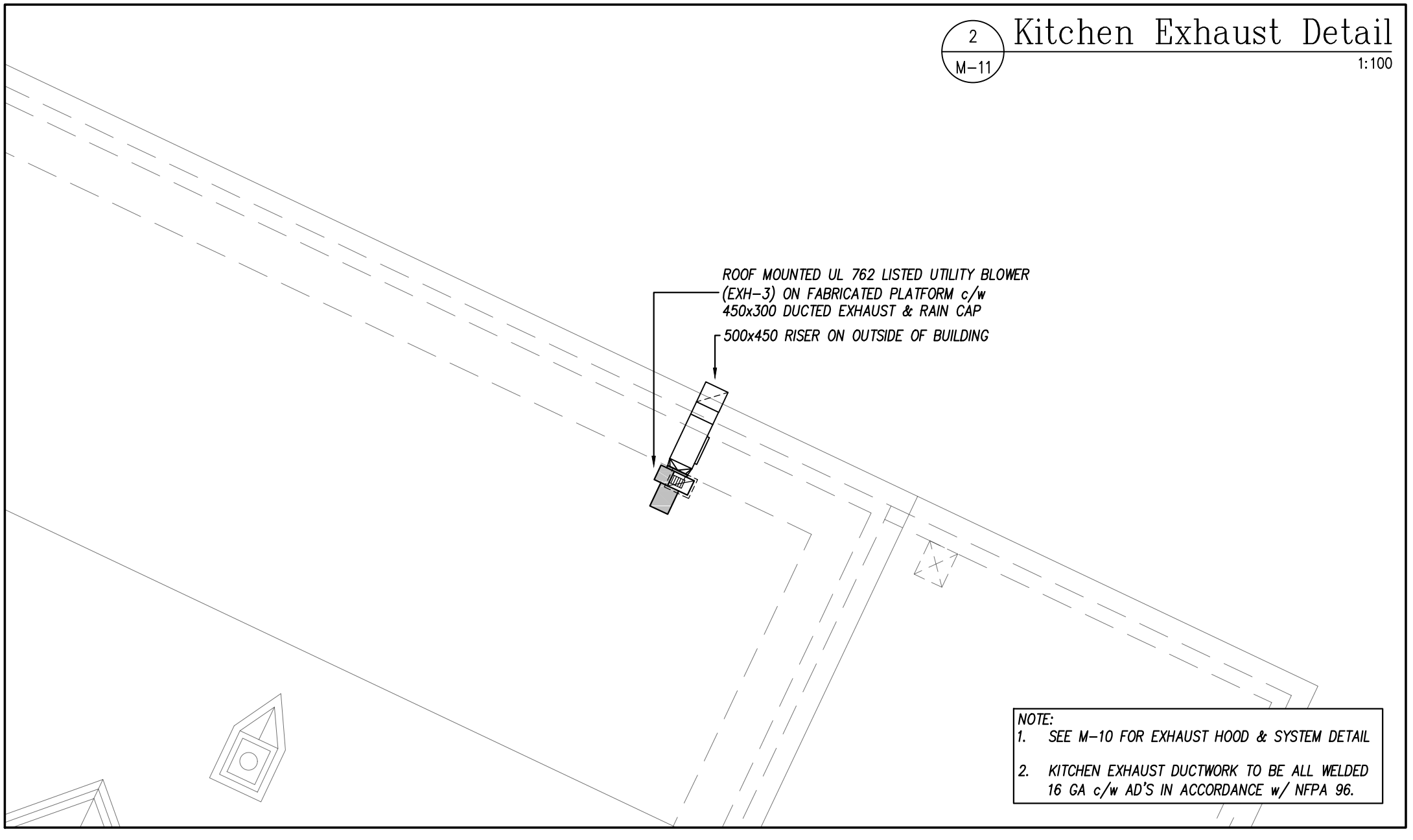
DATE: 10-Feb-16 SCALE: 1:100
DRAWN BY: LNC DESIGNED BY: JRB
JOB NO.: 2014-03 CHECKED BY: JRB
DRAWING NO.: M-10 of 14



Key Plan

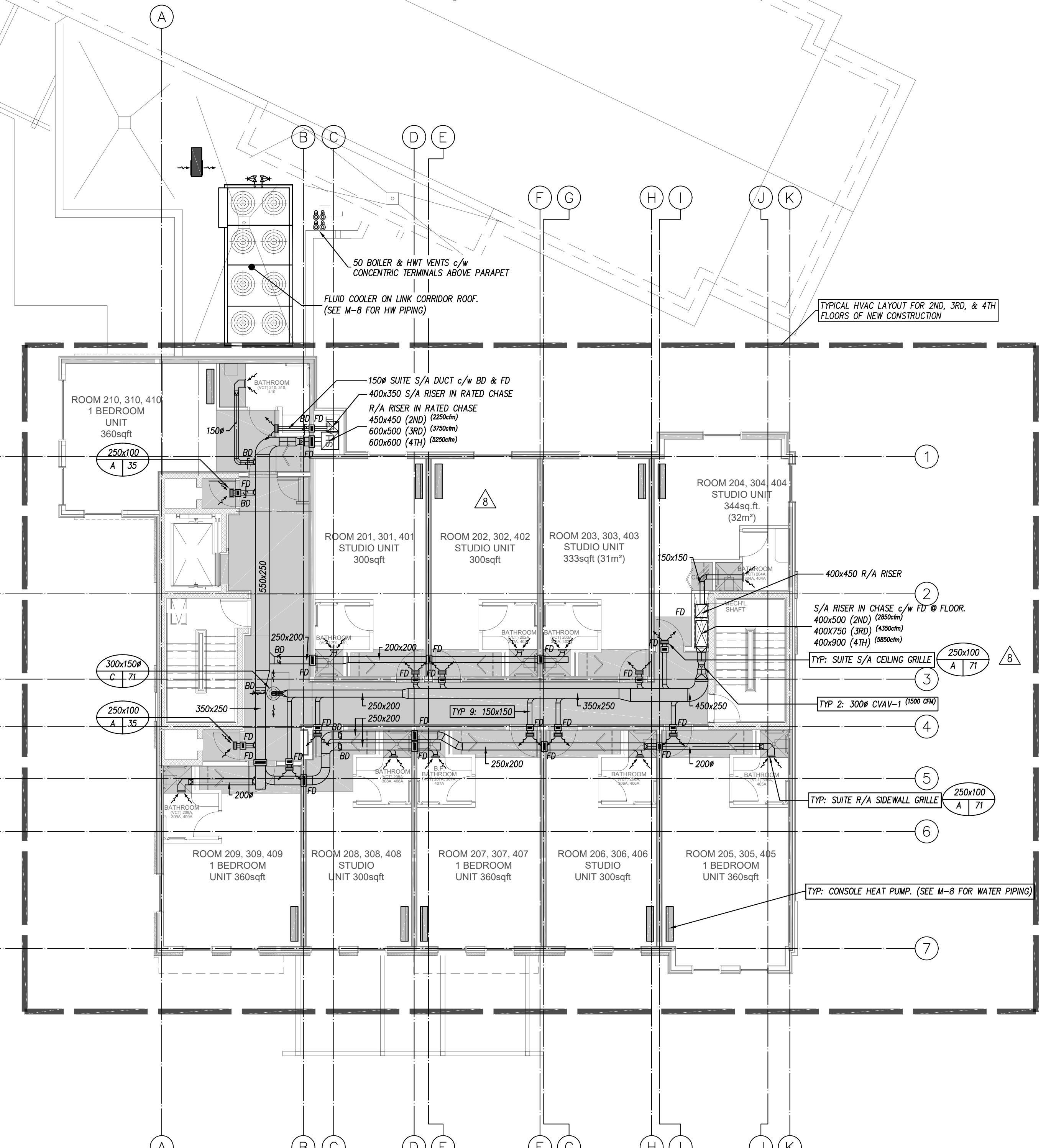
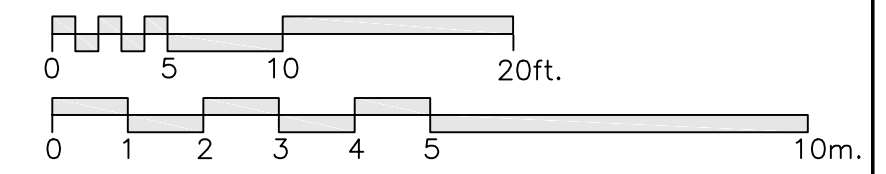
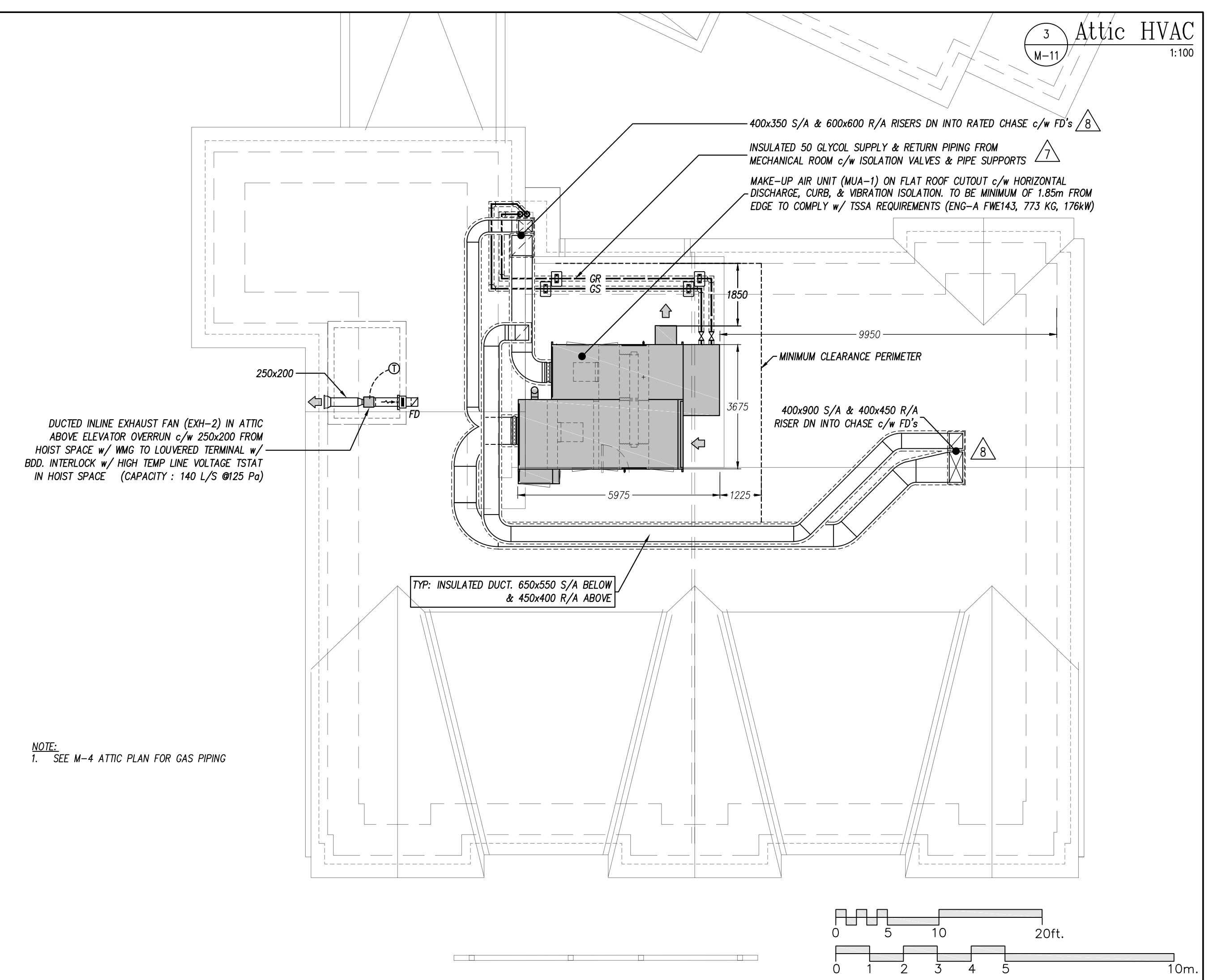


2 Kitchen Exhaust Detail
M-11
1:100



NOTE:
1. SEE M-10 FOR EXHAUST HOOD & SYSTEM DETAIL
2. KITCHEN EXHAUST DUCTWORK TO BE ALL WELDED 18 GA C/W ADS IN ACCORDANCE W/ NFPA 96.

3 Attic HVAC
M-11
1:100




NO.	REVISIONS	DATE
10.		
9.		
8.	RE-ISSUED FOR PRICING & CONSTRUCTION	Feb 10, 2016
7.	ISSUED FOR CONSTRUCTION	Nov 20, 2015
6.	ISSUED FOR BASEMENT CONSTRUCTION	Nov 06, 2015
5.	RE-ISSUED FOR PERMIT	Aug 21, 2015
4.	ISSUED FOR PRICING, NOT CONSTRUCTION	May 08, 2015
3.	ISSUED FOR PERMIT, NEW BUILDING	Dec 18, 2014
2.	ISSUED FOR CLIENT REVIEW	Dec 15, 2014
1.	ISSUED FOR COORDINATION	Dec 12, 2014

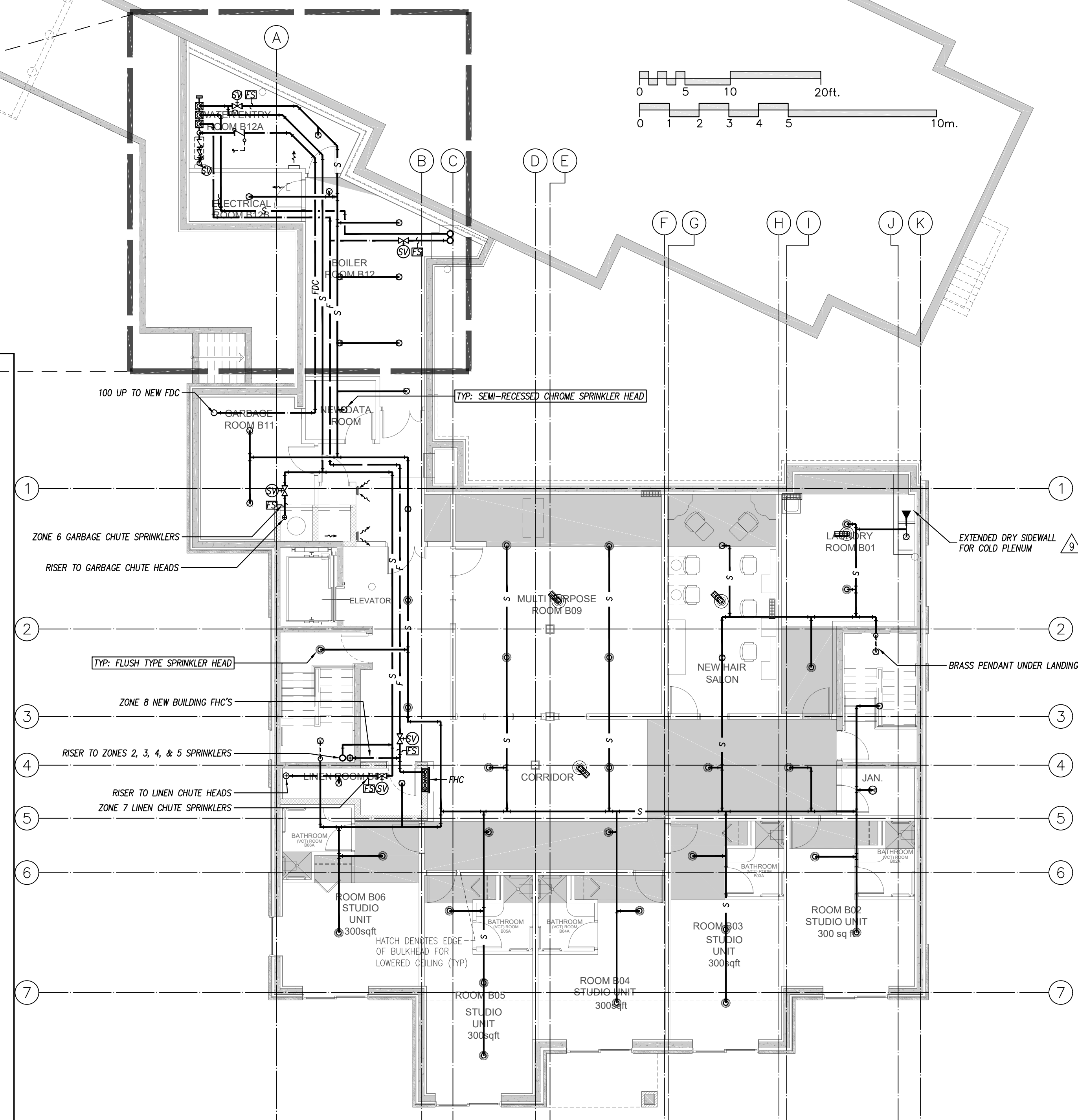
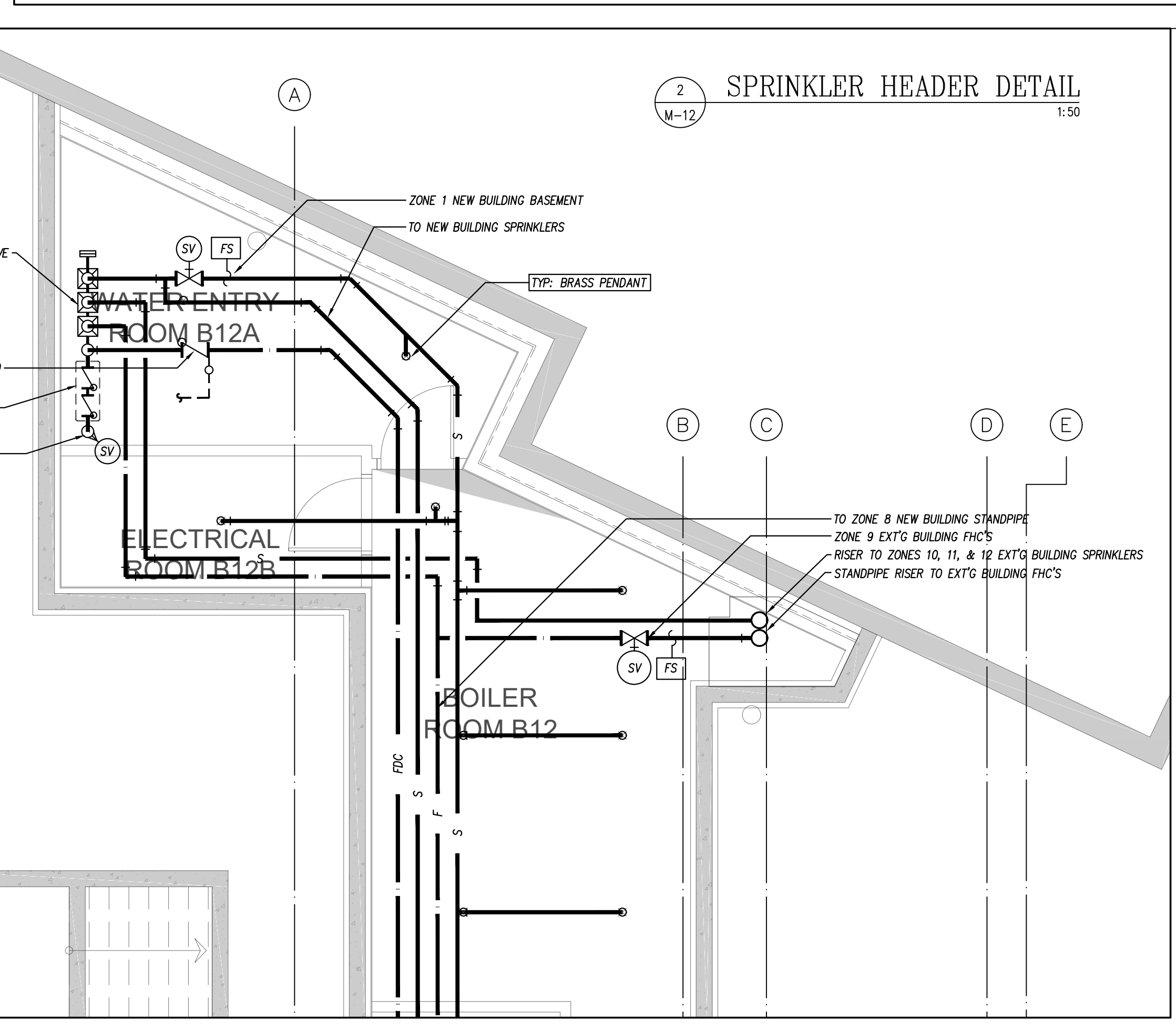
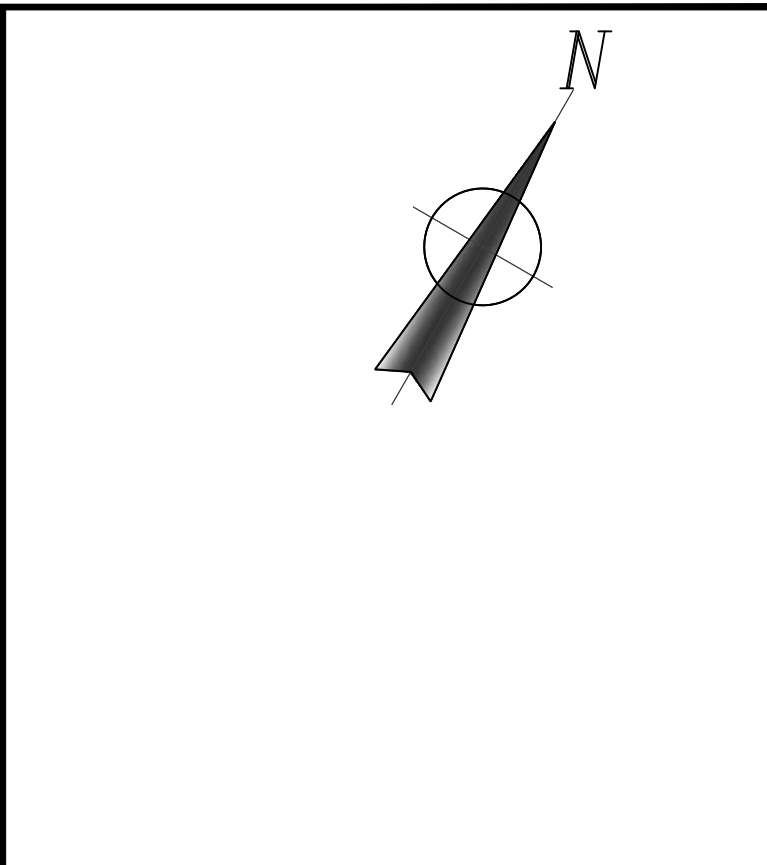
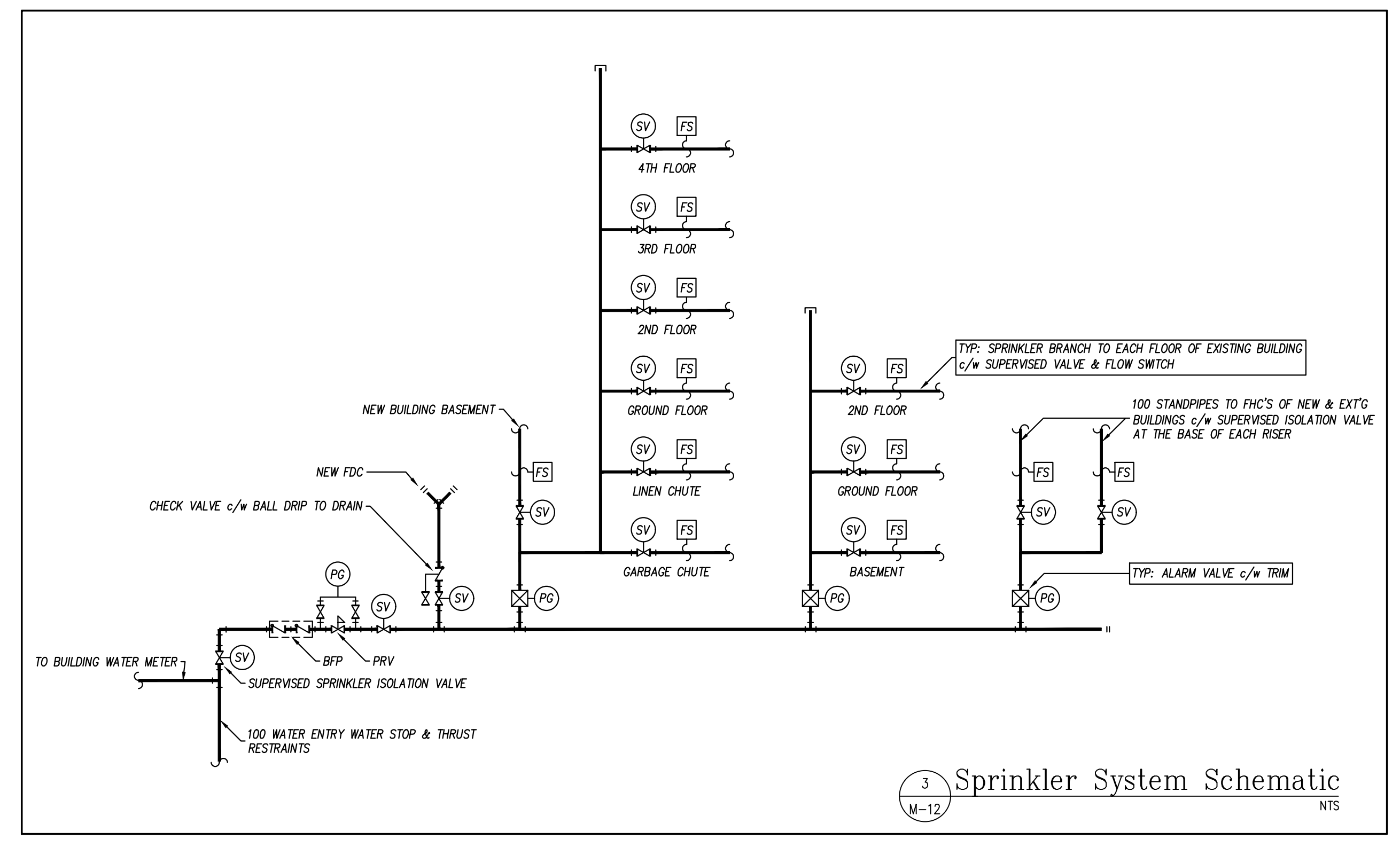
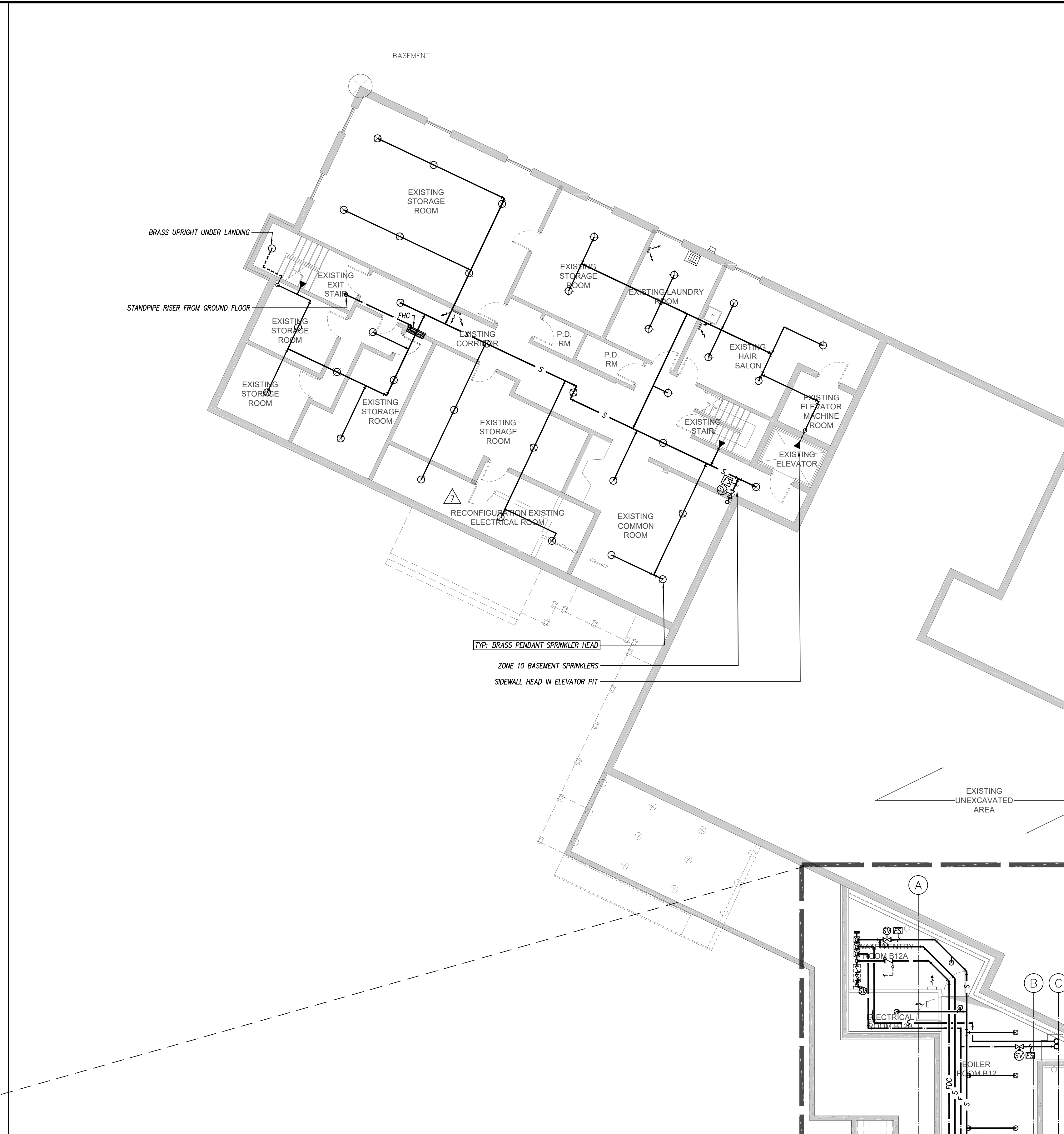
USE OF THESE DRAWINGS IS RESTRICTED SOLELY TO THE CONSTRUCTION FOR WHICH THEY WERE DEVELOPED. BEKOLAY AND ASSOCIATES LTD. ASSUME NO RESPONSIBILITY FOR ANY SUBSEQUENT USE. DO NOT SCALE THE DRAWINGS BUT RESPECT ANY DIMENSIONS SPECIFICALLY IDENTIFIED IN NOTES OR TEXT. ALL CONTRACTORS MUST VISIT THE SITE AND ARE RESPONSIBLE FOR VERIFYING ANY AND ALL DIMENSIONS THAT RELATE TO THEIR WORK. REPORT ANY DISCREPANCIES IMMEDIATELY TO THE CONSULTANT.

BEKOLAY & Associates Ltd.
Consulting Engineers
365 WEST HOCKWOLD DR. OTTAWA
ON N2C 2S8 CANADA TEL: 613 733-8888
email: jbe@bekolay.com

PROJECT: Long Sault Villa
53 Long Sault Dr. Long Sault, On
DRAWING: 2nd, 3rd, 4th, & Attic
HVAC

DATE:	SCALE:
10-Feb-16	1:100
DRAWN BY: LNC	DESIGNED BY: JRB
JOB NO.: 2014-03	CHECKED BY: JRB
DRAWING NO.: 10-FEB-2016	





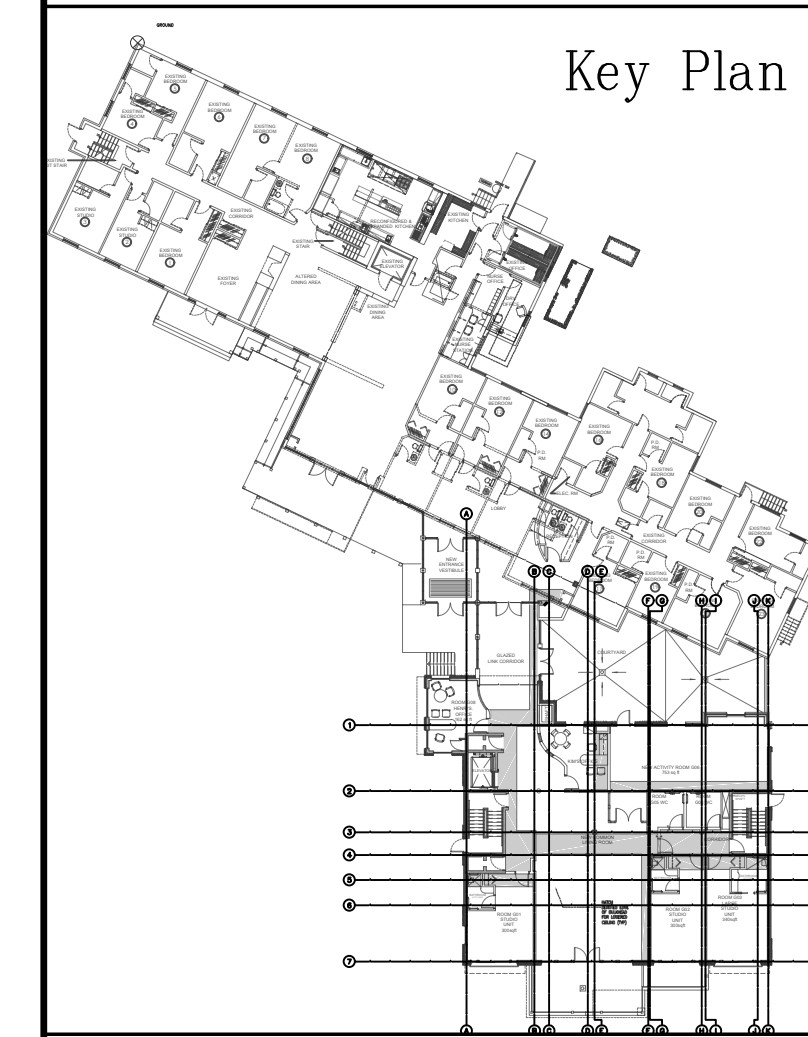
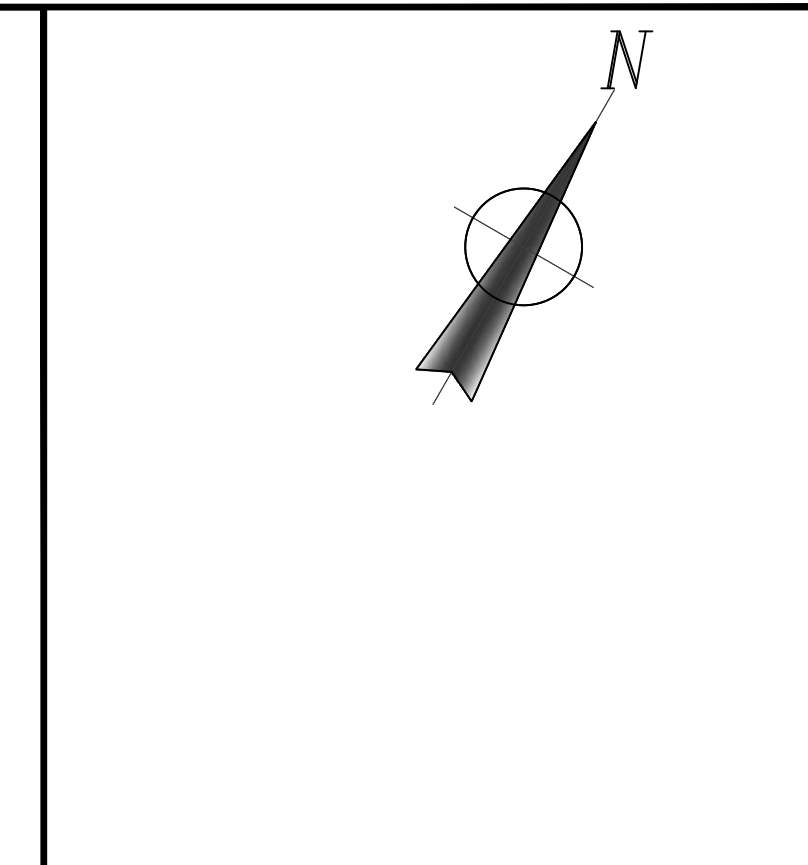
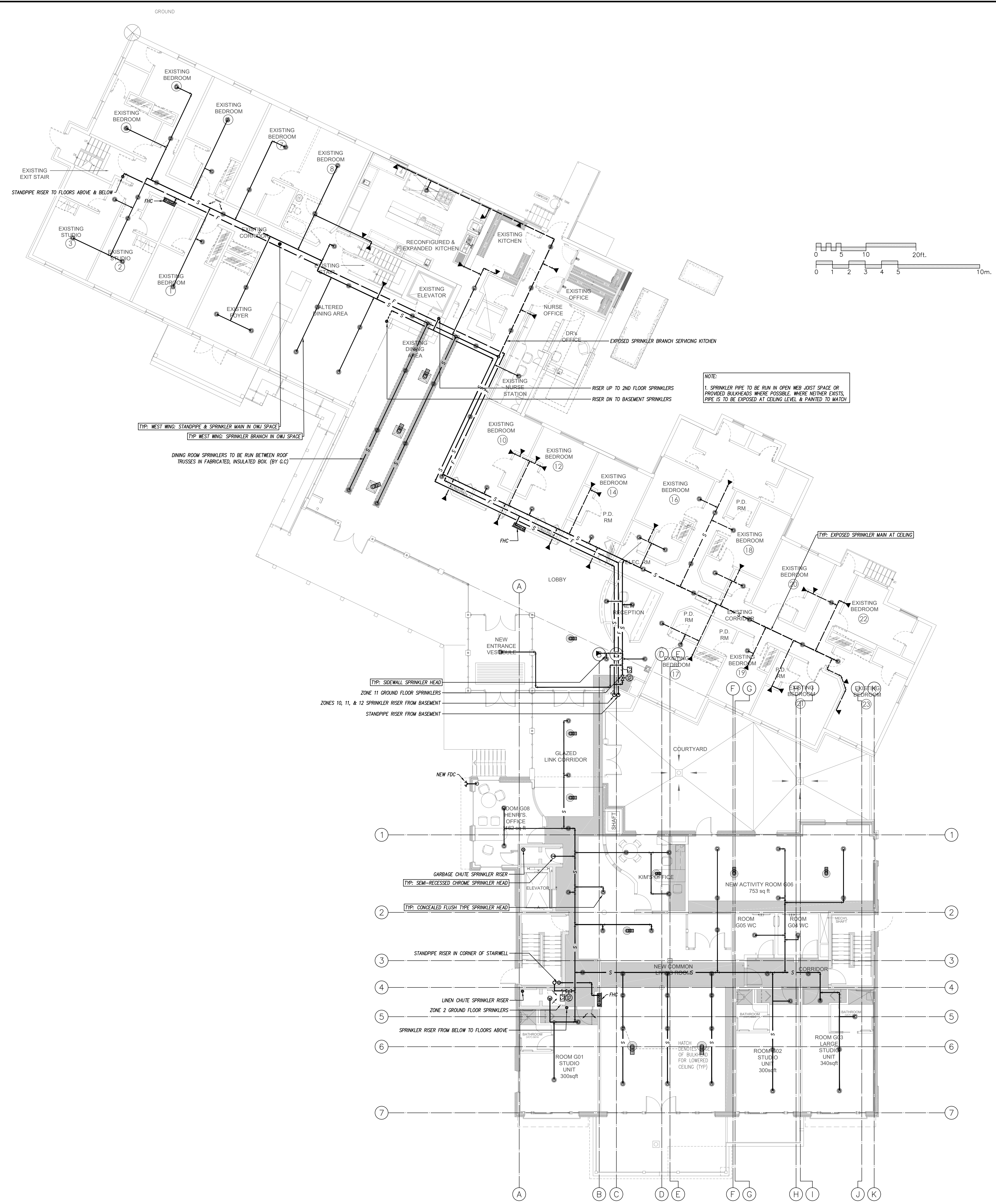
NO.	REVISIONS	DATE
10.		
9.		
8.	RE-ISSUED FOR PRICING & CONSTRUCTION	Feb 10, 2016
7.	ISSUED FOR CONSTRUCTION	Nov 20, 2015
6.	ISSUED FOR BASEMENT CONSTRUCTION	Nov 06, 2015
5.	RE-ISSUED FOR PERMIT	Aug 21, 2015
4.	ISSUED FOR PRICING, NOT CONSTRUCTION	May 08, 2015
3.	ISSUED FOR PERMIT, NEW BUILDING	Dec 18, 2014
2.	ISSUED FOR CLIENT REVIEW	Dec 15, 2014
1.	ISSUED FOR COORDINATION	Dec 12, 2014

USE OF THESE DRAWINGS IS RESTRICTED SOLELY TO THE CONSTRUCTION FOR WHICH THEY WERE DEVELOPED. BEKOLAY AND ASSOCIATES LTD. ASSUME NO RESPONSIBILITY FOR ANY SUBSEQUENT USE. DO NOT SCALE THE DRAWINGS BUT RESPECT ANY DIMENSIONS SPECIFICALLY IDENTIFIED IN NOTES OR TEXT. ALL CONTRACTORS MUST VISIT THE SITE AND ARE RESPONSIBLE FOR VERIFYING ANY AND ALL DIMENSIONS THAT RELATE TO THEIR WORK. REPORT ANY DISCREPANCIES IMMEDIATELY TO THE CONSULTANT.

BEKOLAY & Associates Ltd.
Consulting Engineers

PROJECT: Long Sault Villa
53 Long Sault Dr. Long Sault, On
DRAWING: Basement
Fire Suppression

DATE: 10-Feb-16	SCALE: 1:100
DRAWN BY: LNC	DESIGNED BY: JRB
JOB NO.: 2014-03	CHECKED BY: JRB
DRAWING NO.: M-12	DATE: 10-FEB-2016



NO.	REVISIONS	DATE
10.		
9.		
8.	RE-ISSUED FOR PRICING & CONSTRUCTION	Feb 10, 2016
7.	ISSUED FOR CONSTRUCTION	Nov 20, 2015
6.	ISSUED FOR BASEMENT CONSTRUCTION	Nov 06, 2015
5.	RE-ISSUED FOR PERMIT	Aug 21, 2015
4.	ISSUED FOR PRICING, NOT CONSTRUCTION	May 08, 2015
3.	ISSUED FOR PERMIT, NEW BUILDING	Dec 18, 2014
2.	ISSUED FOR CLIENT REVIEW	Dec 15, 2014
1.	ISSUED FOR COORDINATION	Dec 12, 2014

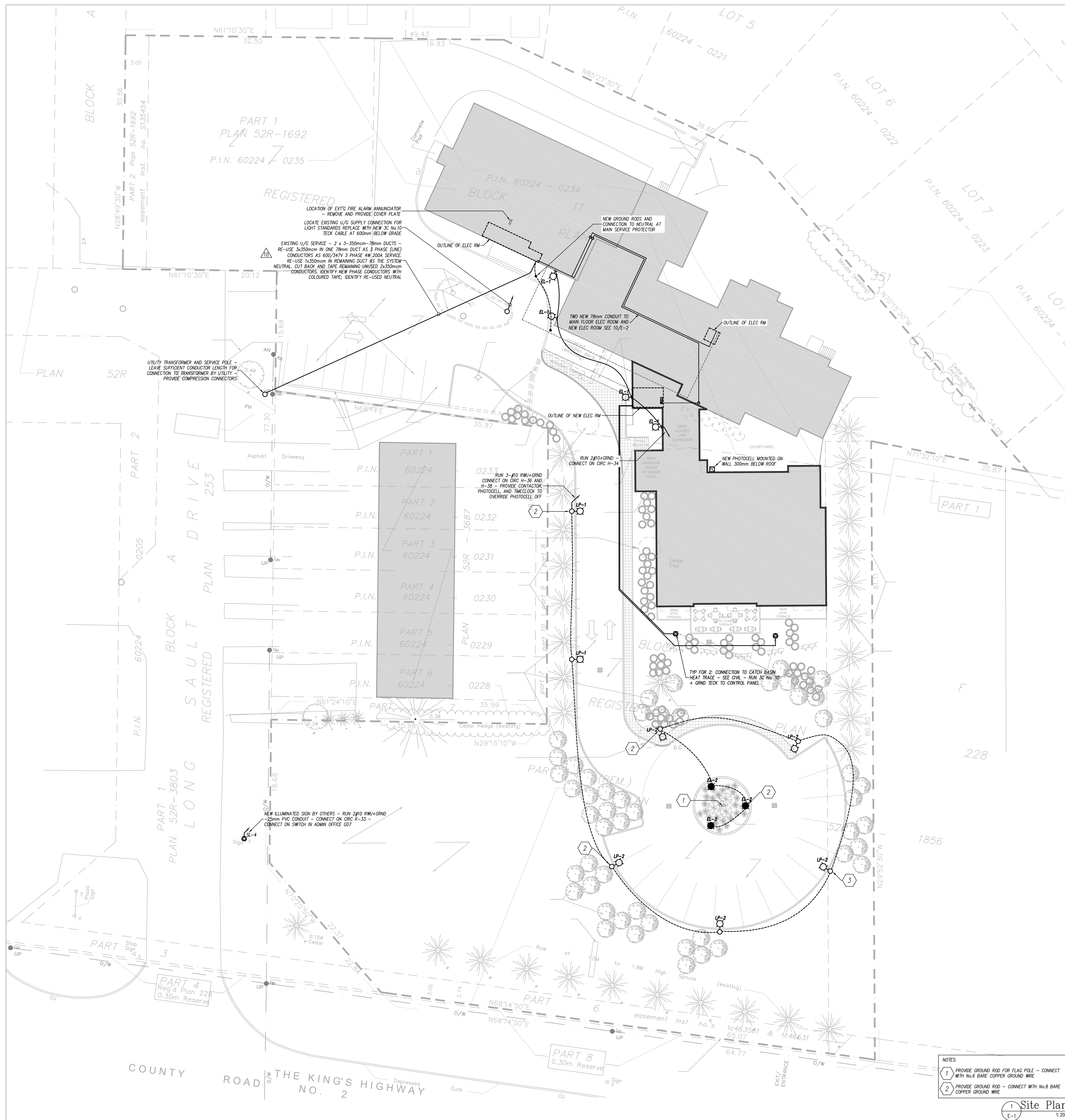
NO.	REVISIONS	DATE
10.		
9.		
8.	RE-ISSUED FOR PRICING & CONSTRUCTION	Feb 10, 2016
7.	ISSUED FOR CONSTRUCTION	Nov 20, 2015
6.	ISSUED FOR BASEMENT CONSTRUCTION	Nov 06, 2015
5.	RE-ISSUED FOR PERMIT	Aug 21, 2015
4.	ISSUED FOR PRICING, NOT CONSTRUCTION	May 08, 2015
3.	ISSUED FOR PERMIT, NEW BUILDING	Dec 18, 2014
2.	ISSUED FOR CLIENT REVIEW	Dec 15, 2014
1.	ISSUED FOR COORDINATION	Dec 12, 2014

USE OF THESE DRAWINGS IS RESTRICTED SOLELY TO THE CONSTRUCTION FOR WHICH THEY WERE DEVELOPED. BEKOLAY AND ASSOCIATES LTD. ASSUME NO RESPONSIBILITY FOR ANY SUBSEQUENT USE. DO NOT SCALE THE DRAWINGS BUT RESPECT ANY DIMENSIONS SPECIFICALLY IDENTIFIED IN NOTES OR TEXT. ALL CONTRACTORS MUST VISIT THE SITE AND ARE RESPONSIBLE FOR VERIFYING ANY AND ALL DIMENSIONS THAT RELATE TO THEIR WORK. REPORT ANY DISCREPANCIES IMMEDIATELY TO THE CONSULTANT.

BEKOLAY & Associates. Ltd.
 Consulting Engineers
 265 WEST HOCKWOLD DR., OTTAWA
 ON K2H 8Z8 CANADA TEL: 613-735-8888
 email: jrbekolay@bekolay.com
 10-Feb-16

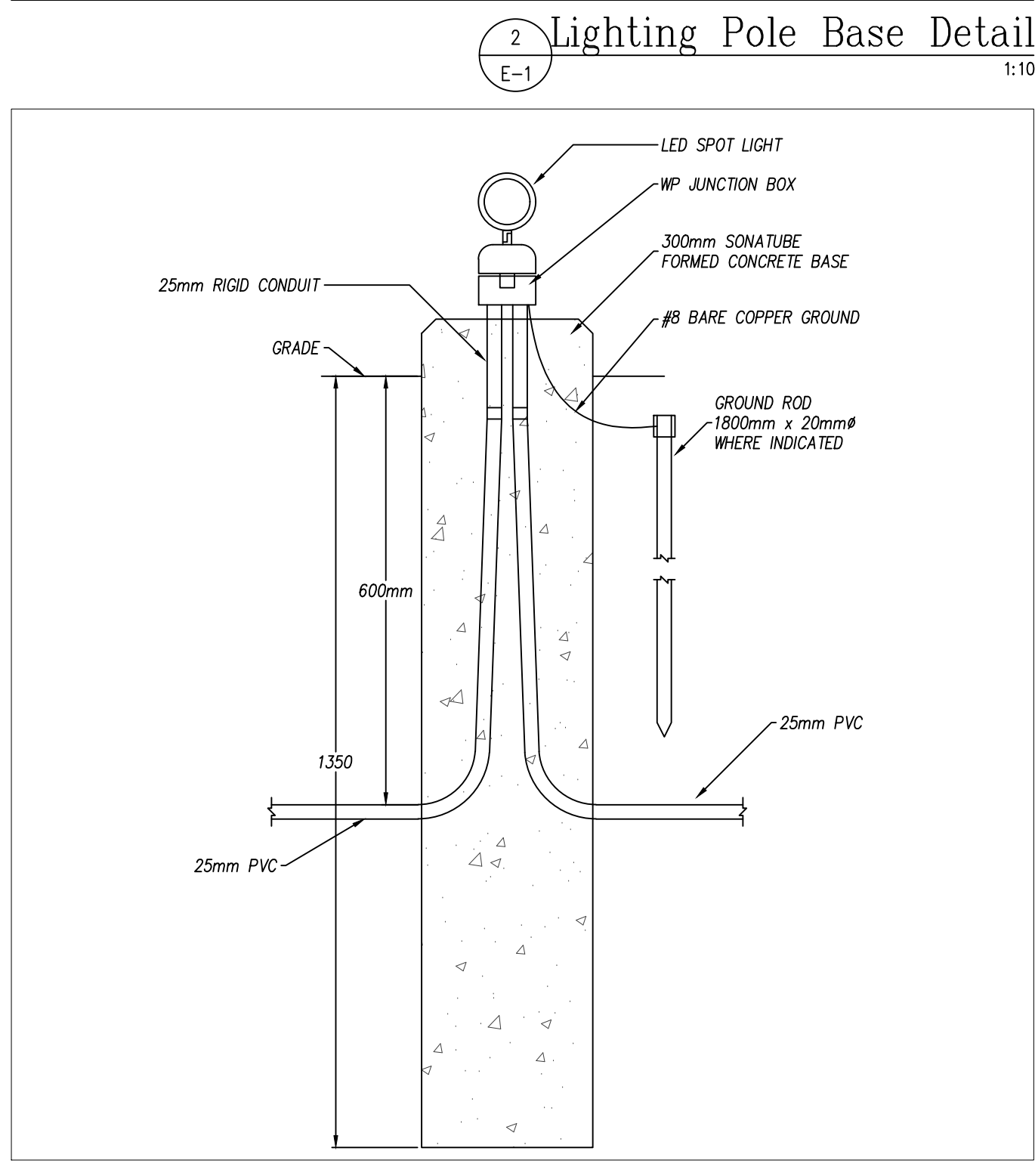
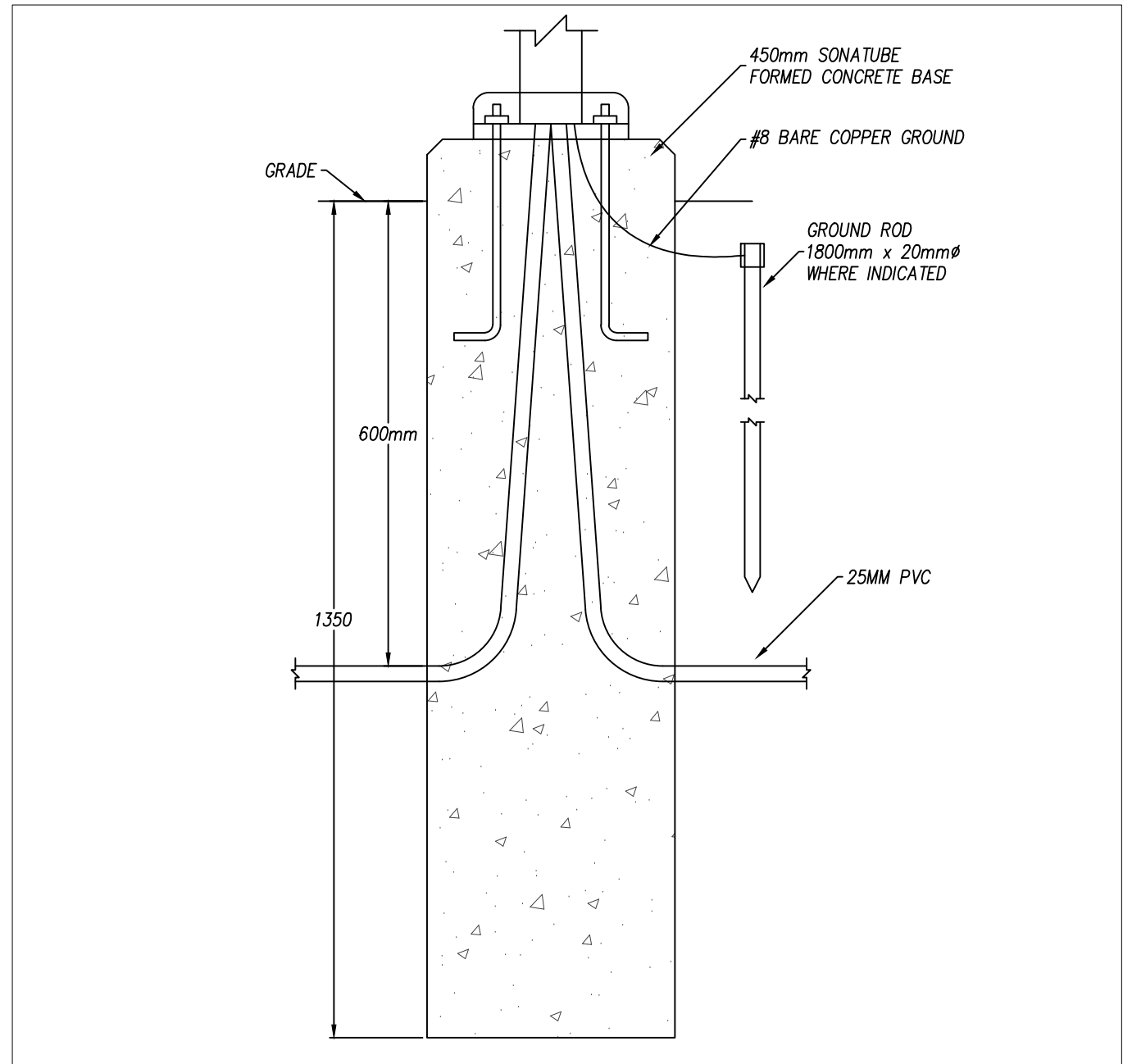
PROJECT: Long Sault Villa
 53 Long Sault Dr. Long Sault, On
 DRAWING: Ground Floor
 Fire Suppression

DATE: 10-Feb-16	SCALE: 1:100
DRAWN BY: LNC	DESIGNED BY: JRB
JOB NO.: 2014-03	CHECKED BY: JRB
DRAWING NO.: M-13 of 14	



LEGEND	
	Emergency call - Station
	Fire alarm - Panel
	Fire alarm - Annunciator Panel - Recessed
	Fire alarm - Bypass
	Fire alarm - Station
	Fire alarm - Signal
	Fire alarm - Signal w/ silencer
	Fire alarm - Smoke detector
	Fire alarm - Heat detector
	Fire alarm - Duct mounted smoke detector
	Combination smoke / CO2 alarm
	Supervised valve
	Flow switch
	Dry-type transformer
	Existing to remain
	Existing to be removed
	Existing to be relocated/relocated existing
	Weather Proof
	Ground fault interrupted receptacle
	Lighting Control
	Contactor
	Timeclock
	Photocell
	Light Switch
	Wall mounted occupancy sensor - Low voltage, extended range
	Wall mounted occupancy sensor - Auto ON, Manual or Auto OFF
	Line voltage 2-pole dual technology - A/B - Auto On A, Manual ON B, Manual or Auto OFF A, Auto OFF B
	Line voltage 1-pole dual technology - Manual ON, Manual or Auto OFF
	Wall mounted low voltage lighting control station
	(1) Line voltage 1-pole dual technology - Auto ON, Manual or Auto OFF
	(2) Line voltage 2-pole dual technology - A/B - Auto On A, Manual ON B, Manual or Auto OFF A, Auto OFF B
	(3) Line voltage 1-pole dual technology - Manual ON, Manual or Auto OFF
	1-channel - A/B - Auto ON A, Manual ON B, Manual or Auto OFF A and B

Exterior Lighting Fixture Schedule		
Type	Description	Remarks
LP-1	Outdoor LED area light mounted at 4260mm high on square post. Single piece die-cast aluminum housing with integral heat sink. Finish to be thermostat powdercoat. Lamp: 35W 4000K LED with min 70CRI and Type II short distribution. Pole: 100x100mm, 4260mm straight square steel pole for 491 mounted luminaires. Base: For another bolt mounting with cover to match pole, provide ground lag. Standard of acceptance: Lithonia Lighting DSXO luminaire on Lithonia Lighting SSS pole.	
LP-2	Outdoor LED area light mounted at 4870mm high on square post. Single piece die-cast aluminum housing with integral heat sink. Finish to be thermostat powdercoat. Lamp: 35W 4000K LED with min 70CRI and forward throw medium distribution. Pole: 100x100mm, 4870mm straight square steel pole for 491 mounted luminaires. Base: For another bolt mounting with cover to match pole, provide ground lag. Standard of acceptance: Lithonia Lighting DSXO luminaire on Lithonia Lighting SSS pole.	
EL1	Outdoor wall mounted LED area light. Single piece die-cast aluminum housing with integral heat sink. Finish to be thermostat powdercoat. Lamp: 35W 4000K LED with min 70CRI and forward throw medium distribution. Standard of acceptance: Lithonia Lighting DSXO luminaire.	
EL2	100mmØ LED Spot light. Die-cast aluminum housing with integral heat sink. Finish to be thermostat powdercoat. Lamp: 11W 5000K LED with min 66 CRI. Standard of acceptance: Lithonia Lighting OLSB.	



Initial Lighting Intensities			
Area	Average	Maximum	Minimum
Laneway	9.7 lux	18.5 lux	1.4 lux
Property Line	0.5 lux	6.0 lux	0.0 lux
Roundabout	9.6 lux	13.4 lux	5.9 lux

NO.	REVISIONS	DATE
11.		
10.	RE-ISSUED FOR PRICING & CONSTRUCTION	Feb 10, 2016
9.	ISSUED FOR SERVICE CHANGE TO 600V & STANDBY POWER SYSTEM ADDITION	Jan 23, 2016
8.	ISSUED FOR CONSTRUCTION	Nov 20, 2015
7.	ISSUED FOR BASEMENT CONSTRUCTION	Nov 06, 2015
6.	RE-ISSUED FOR PERMIT	Aug 21, 2015
5.	ISSUED FOR PRICING, NOT CONSTRUCTION	May 08, 2015
4.	ISSUED FOR PERMIT, NEW BUILDING	Dec 18, 2014
3.	ISSUED FOR CLIENT REVIEW	Dec 15, 2014
2.	ISSUED FOR COORDINATION	Dec 12, 2014
1.	ISSUED FOR SITE PLAN PERMIT	27-Oct-14

USE OF THESE DRAWINGS IS RESTRICTED SOLELY TO THE CONSTRUCTION FOR WHICH THEY WERE DEVELOPED. BEKOLAY AND ASSOCIATES LTD. ASSUME NO RESPONSIBILITY FOR ANY SUBSEQUENT USE. DO NOT SCALE THE DRAWINGS BUT RESPECT ANY DIMENSIONS SPECIFICALLY IDENTIFIED IN NOTES OR TEXT. ALL CONTRACTORS MUST VISIT THE SITE AND ARE RESPONSIBLE FOR VERIFYING ANY AND ALL DIMENSIONS THAT RELATE TO THEIR WORK. REPORT ANY DISCREPANCIES IMMEDIATELY TO THE CONSULTANT.

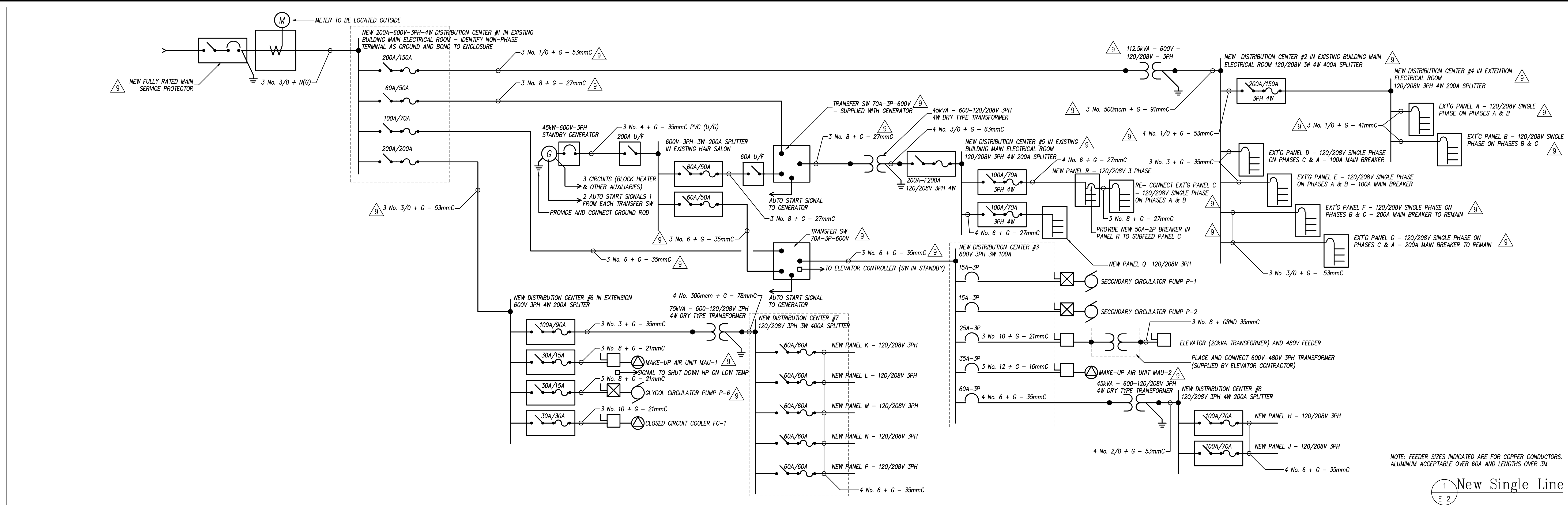
WOODMAN ARCHITECT ASSOCIATES LTD.
 1750 COURTWOOD CRESCENT, OTTAWA, ONTARIO, CANADA K3C 2B5
 TEL: 613 228 9650 - FAX: 613 228 9648 - mail@woodmanarchitect.com

BEKOLAY & Associates. Ltd.
 Consulting Engineers
 385 WEST HOCKWORTH DR., OTTAWA, ON K1S 2S4
 TEL: 613 238 8888 FAX: 613 238 8888
 10-Feb-16

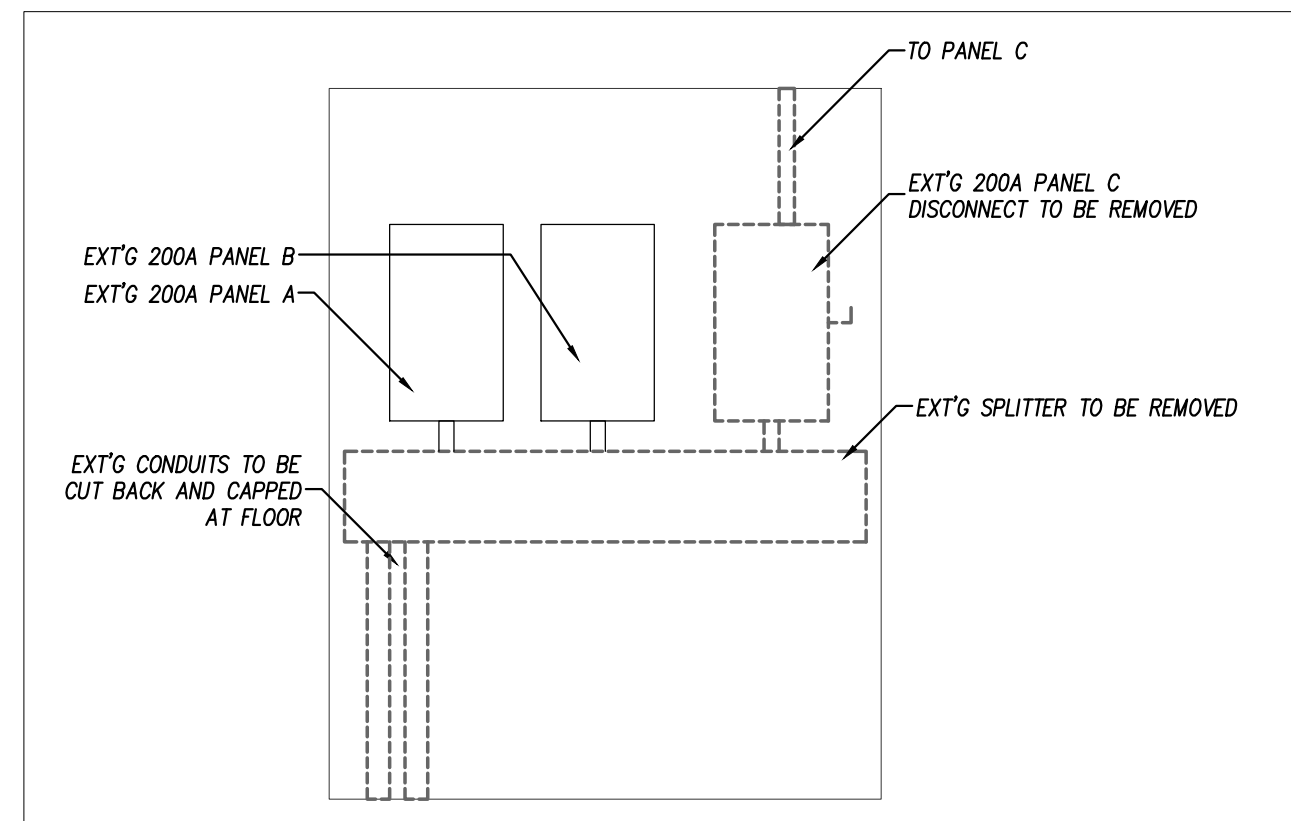
PROJECT: Long Sault Villa
 53 Long Sault Dr. Long Sault, On
 Site Plan

C. L. WOOD
 PROFESSIONAL ENGINEER
 PROVINCE OF ONTARIO
 DATE: 10-Feb-16 SCALE: AS SHOWN
 DRAWN BY: EHK DESIGNED BY: CLW
 JOB NO.: 2014-03 CHECKED BY: CLW
 DRAWING NO.: E-1 of 12

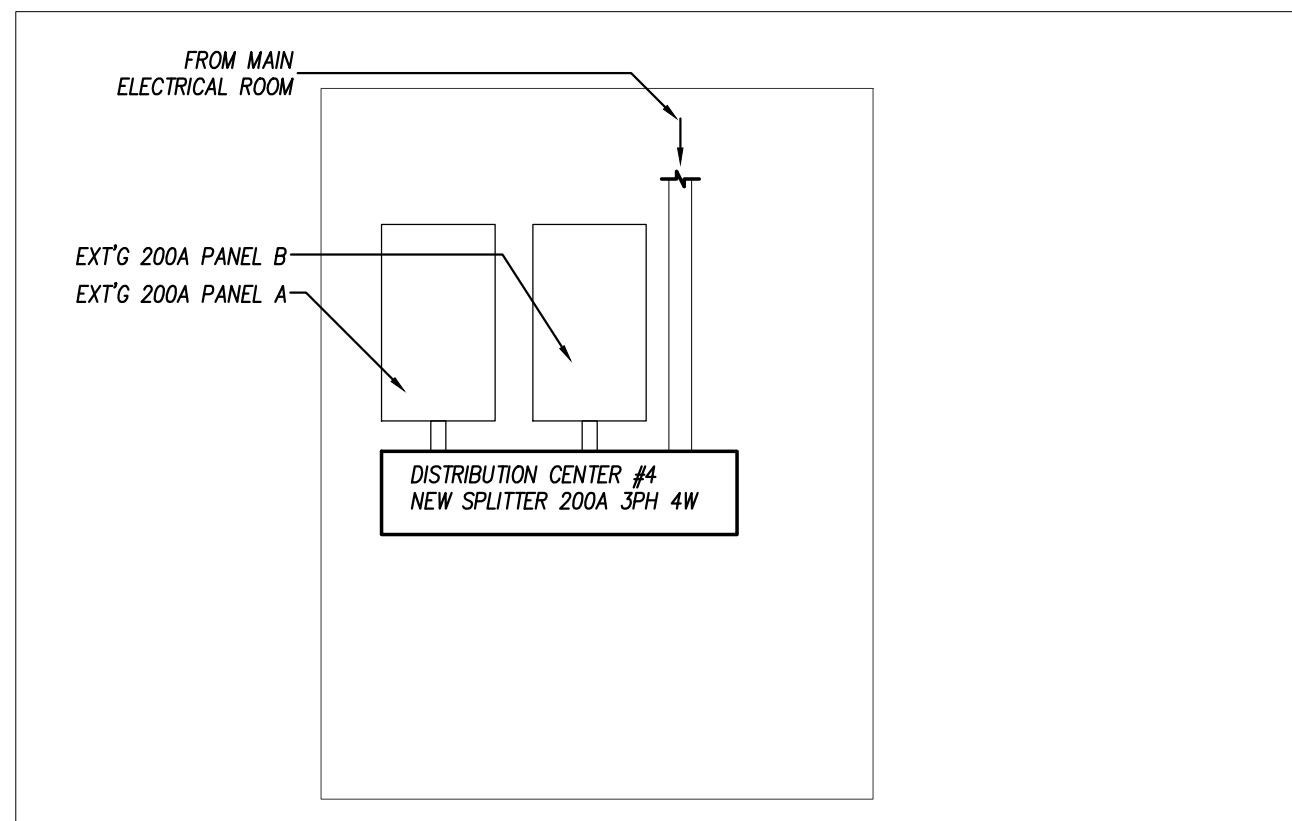
NOTES:
 1 PROVIDE GROUND ROD FOR FLAG POLE - CONNECT WITH NO.8 BARE COPPER GROUND WIRE
 2 PROVIDE GROUND ROD - CONNECT WITH NO.8 BARE COPPER GROUND WIRE



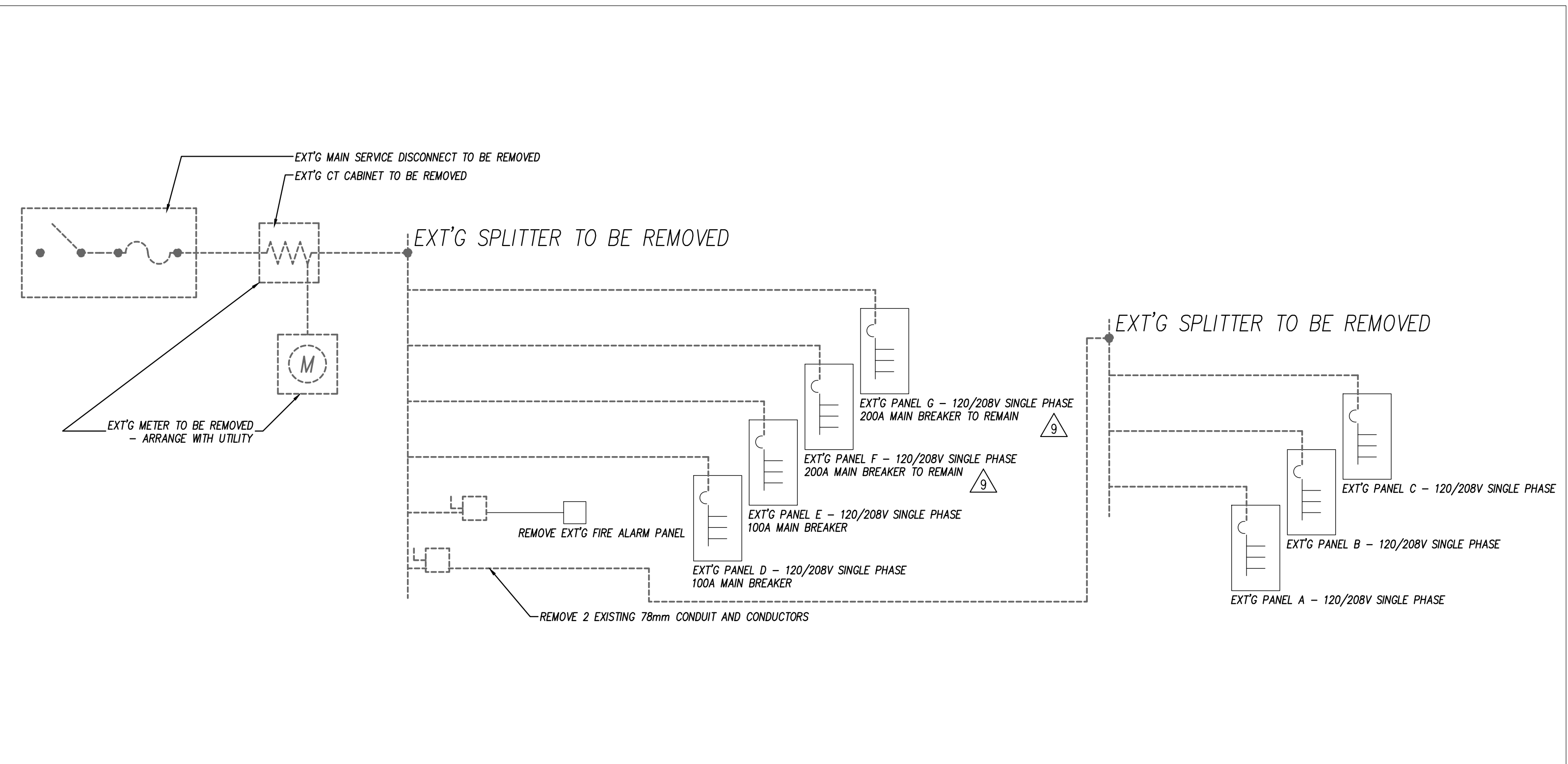
1 New Single Line
E-2



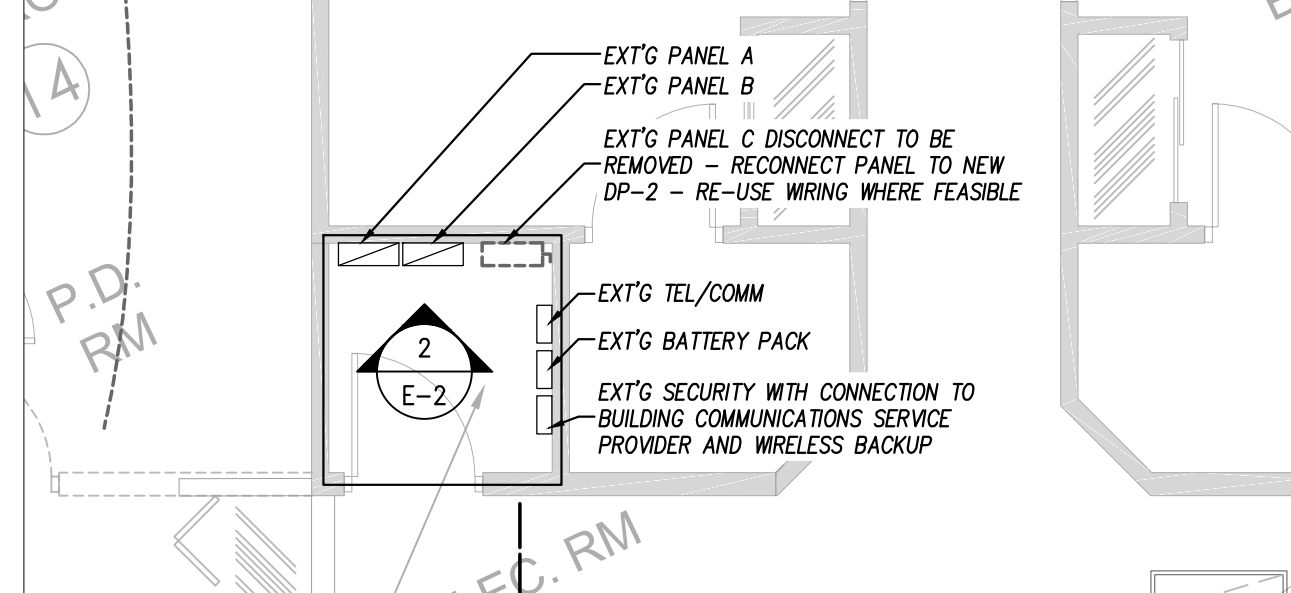
2 Main Floor Elec Rm Elev - Demo
E-2



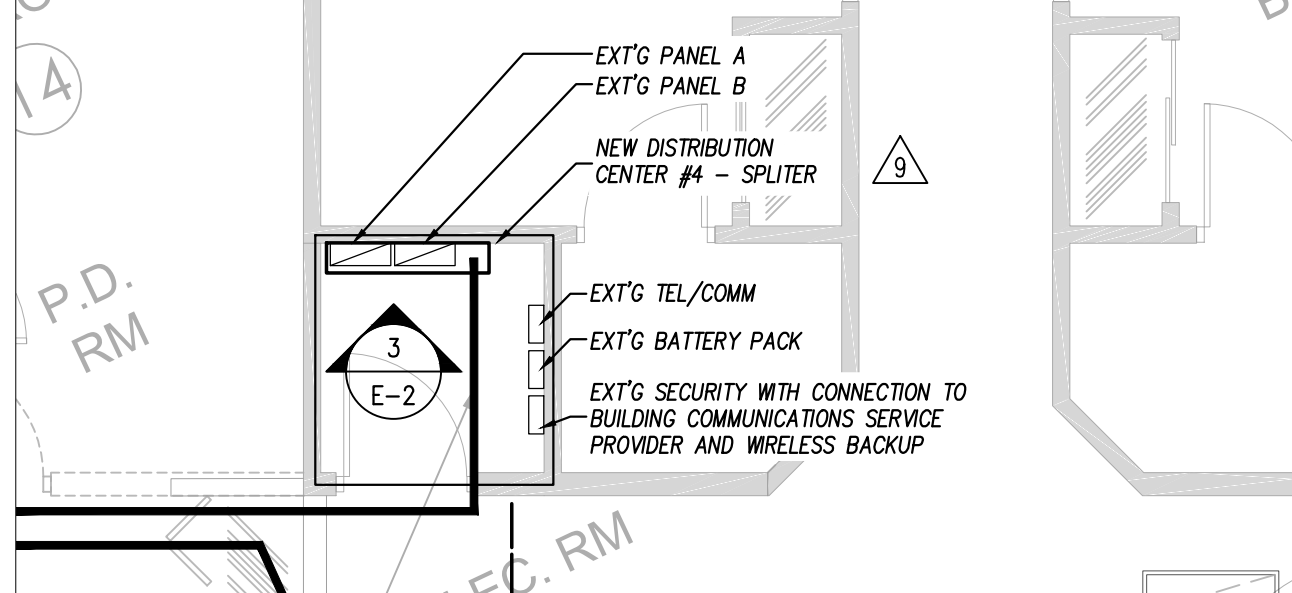
3 Main Floor Elec Room Elev - New
E-2



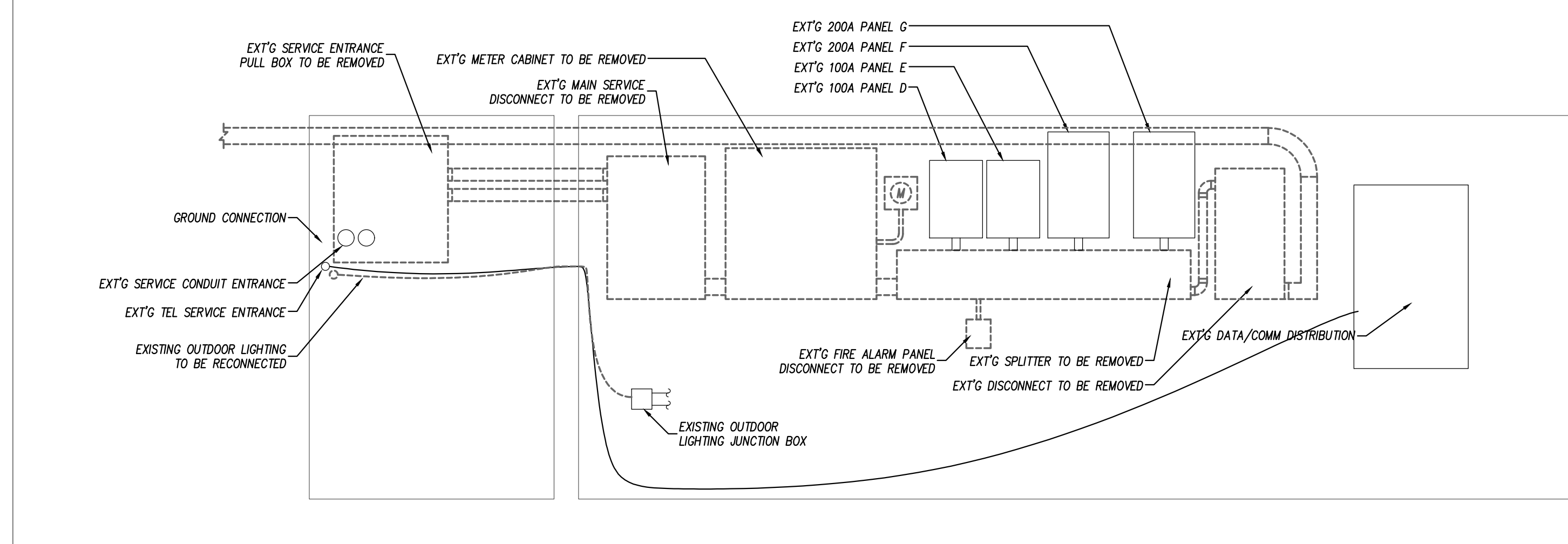
6 Existing Single Line
E-2



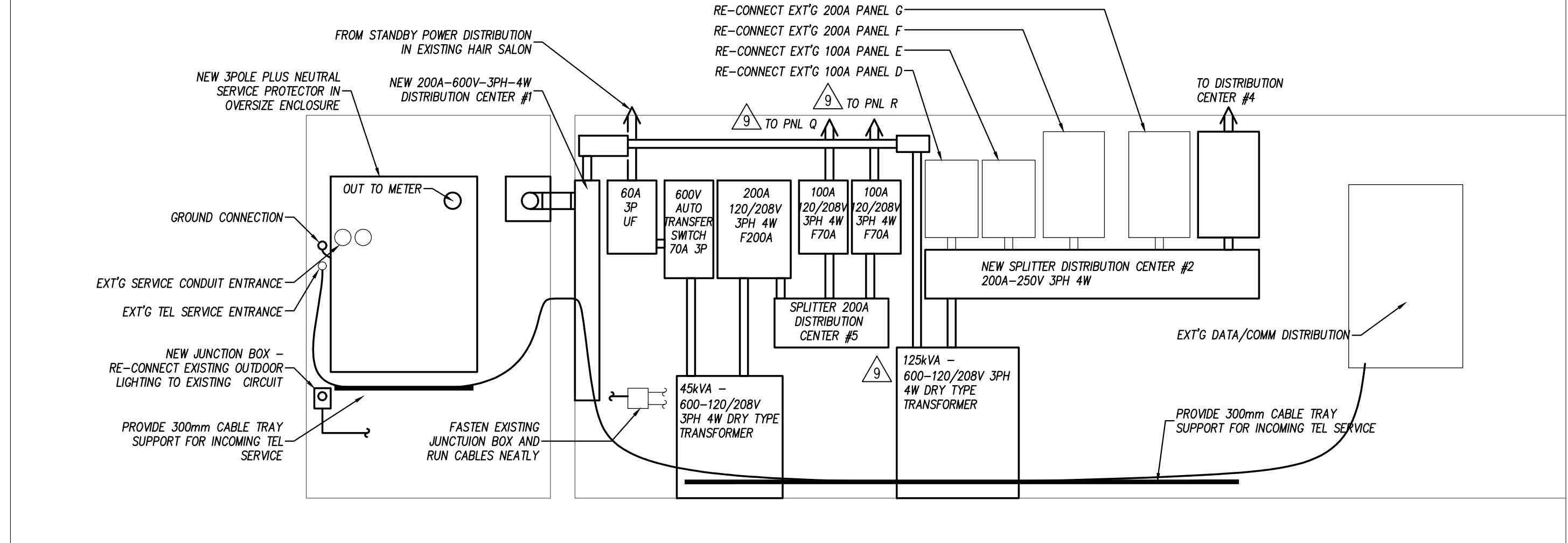
4 Main Flr Elec Rm - Demo
E-2



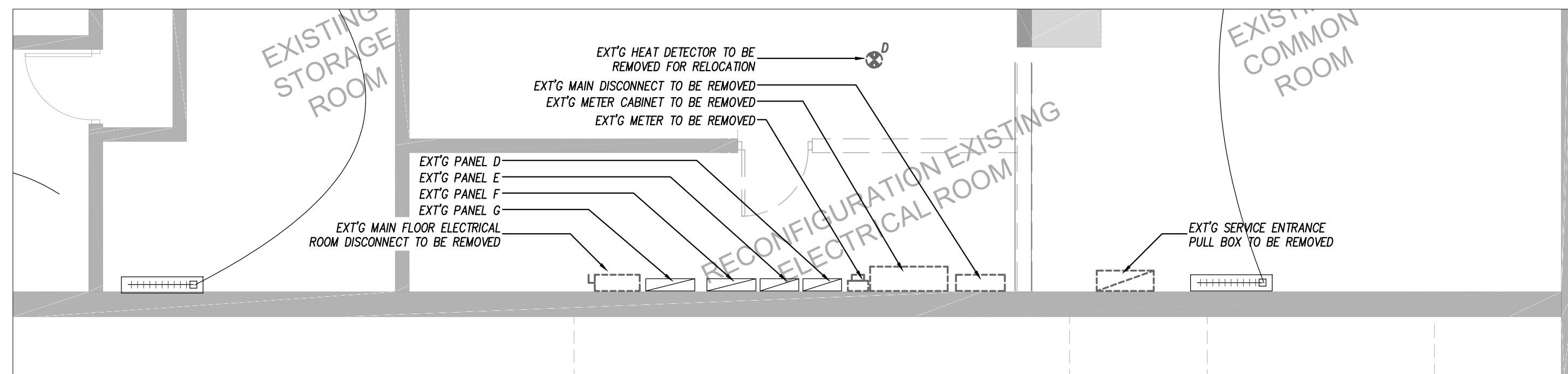
5 Main Floor Elec Rm - New
E-2



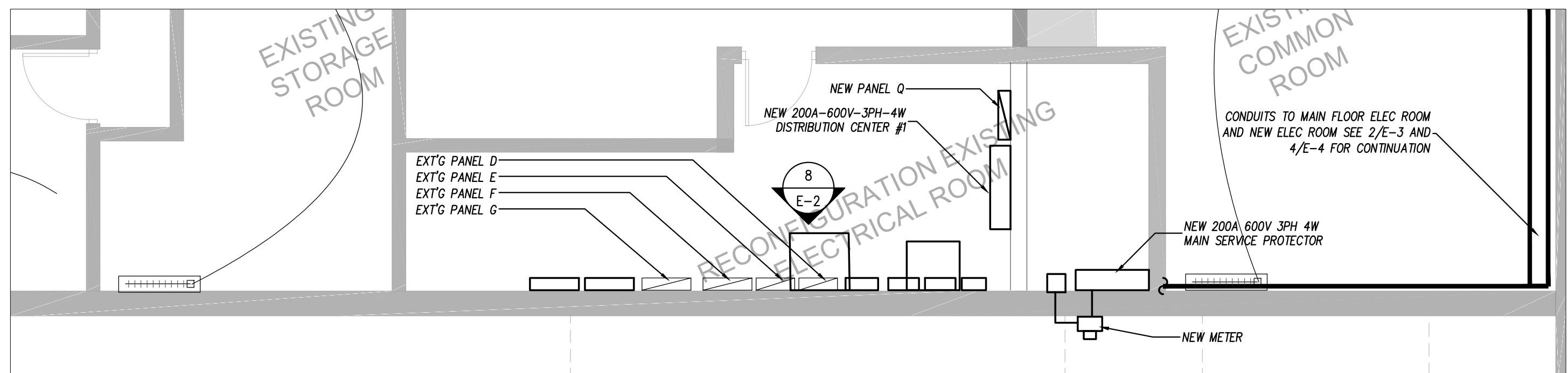
7 Basement Elec Rm Elev - Demo
E-2



8 Basement Elec Rm Elec - New
E-2



9 Basement Elec Rm - Demo
E-2



10 Basement Elec Rm - New
E-2

NO.	REVISIONS	DATE
11.		
10.		
9.	RE-ISSUED FOR PRICING & CONSTRUCTION	Feb 10, 2016
8.	ISSUED FOR SERVICE CHANGE TO 600V & STANDBY POWER SYSTEM ADDITION	Jan 23, 2016
7.	ISSUED FOR CONSTRUCTION	Nov 20, 2015
6.	ISSUED FOR BASEMENT CONSTRUCTION	Nov 06, 2015
5.	RE-ISSUED FOR PERMIT	Aug 21, 2015
4.	ISSUED FOR PRICING, NOT CONSTRUCTION	May 08, 2015
3.	ISSUED FOR PERMIT, NEW BUILDING	Dec 18, 2014
2.	ISSUED FOR CLIENT REVIEW	Dec 15, 2014
1.	ISSUED FOR COORDINATION	Dec 12, 2014

USE OF THESE DRAWINGS IS RESTRICTED SOLELY TO THE CONSTRUCTION FOR WHICH THEY WERE DEVELOPED. BEKOLAY AND ASSOCIATES LTD. ASSUME NO RESPONSIBILITY FOR ANY SUBSEQUENT USE. DO NOT SCALE THE DRAWINGS BUT RESPECT ANY DIMENSIONS SPECIFICALLY IDENTIFIED IN NOTES OR TEXT. ALL CONTRACTORS MUST VISIT THE SITE AND ARE RESPONSIBLE FOR VERIFYING ANY AND ALL DIMENSIONS THAT RELATE TO THEIR WORK. REPORT ANY DISCREPANCIES IMMEDIATELY TO THE CONSULTANT.

WOODMAN ARCHITECT ASSOCIATES LTD.
1750 COURTWOOD CRESCENT, OTTAWA, ONTARIO, CANADA K2C 2B5
TEL: 613 228 9650 - FAX: 613 228 9648 - mail@woodmanarchitect.com

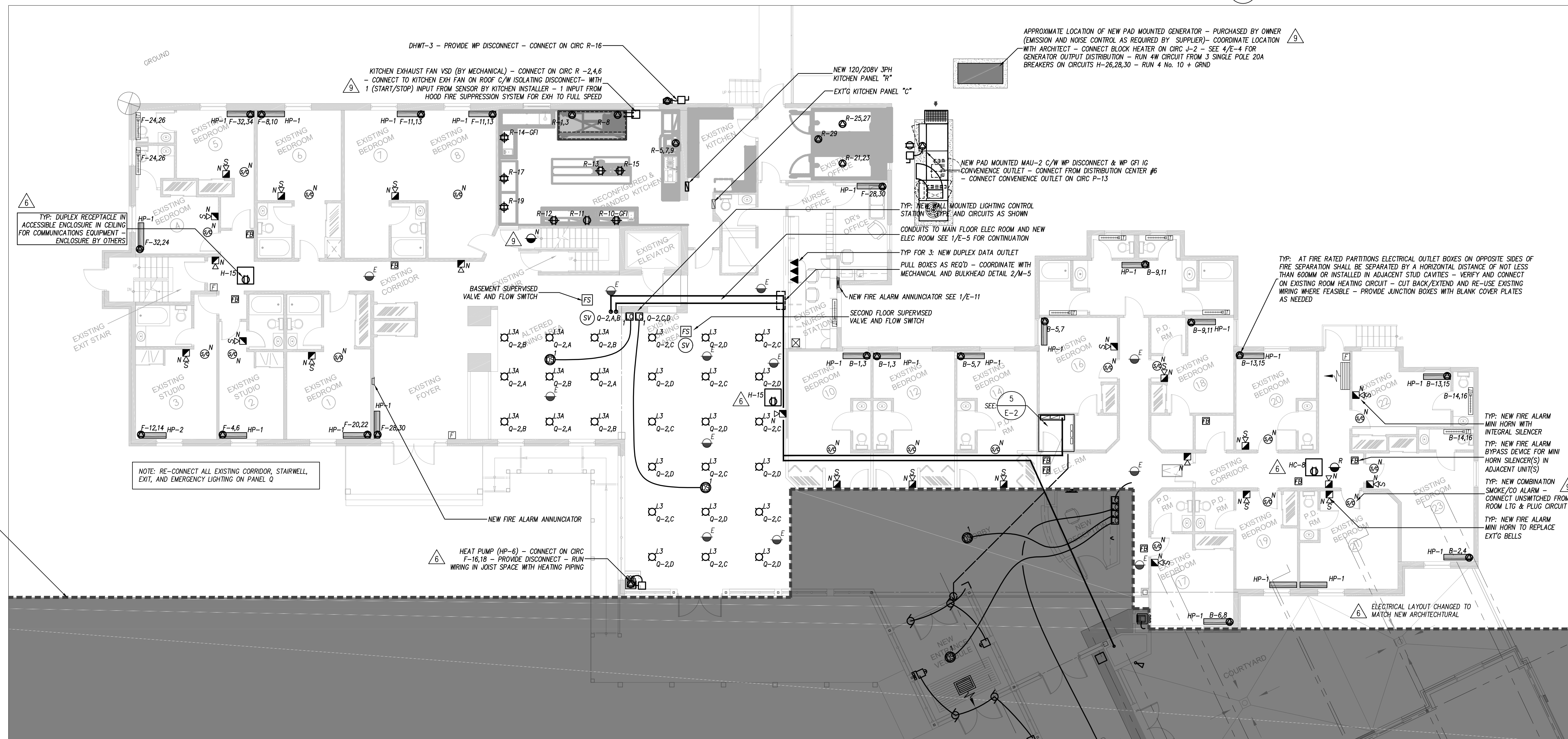
BEKOLAY & Associates. Ltd.
Consulting Engineers
305 WEST HOCQUARD DR., OTTAWA, ON K2H 1S4
TEL: 613 234 4444 FAX: 613 234 4444
email: jbe@bekolay.com

PROJECT: Long Sault Villa
53 Long Sault Dr. Long Sault, On
DRAWING: Distribution And Electrical Room Details

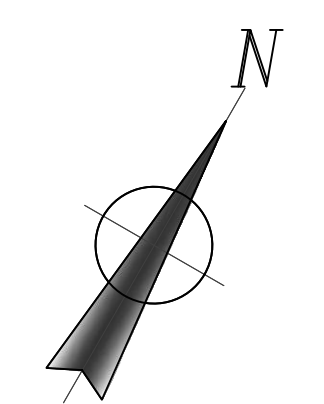
DATE: 10-Feb-16 SCALE: AS SHOWN
DESIGNED BY: EHK
CHECKED BY: CLW
JOB NO.: 2014-03
DRAWING NO.: 10-FEB-16
C. L. WOOD
PROFESSIONAL ENGINEER
PROVINCE OF ONTARIO
E-2 of 12



1 Existing Ground Floor - Existing & Demo
E-3
1:100



2 Existing Ground Floor - New
E-3
1:100



NO.	REVISIONS	DATE
11.		
10.		
9.	RE-ISSUED FOR PRICING & CONSTRUCTION	Feb 10, 2016
8.	ISSUED FOR SERVICE CHANGE TO 600V & STANDBY POWER SYSTEM ADDITION	Jan 23, 2016
7.	ISSUED FOR CONSTRUCTION	Nov 20, 2015
6.	ISSUED FOR BASEMENT CONSTRUCTION	Nov 06, 2015
5.	RE-ISSUED FOR PERMIT	Aug 21, 2015
4.	ISSUED FOR PRICING, NOT CONSTRUCTION	May 08, 2015
3.	ISSUED FOR PERMIT, NEW BUILDING	Dec 18, 2014
2.	ISSUED FOR CLIENT REVIEW	Dec 15, 2014
1.	ISSUED FOR COORDINATION	Dec 12, 2014

USE OF THESE DRAWINGS IS RESTRICTED SOLELY TO THE CONSTRUCTION FOR WHICH THEY WERE DEVELOPED. BEKOLAY AND ASSOCIATES LTD. ASSUME NO RESPONSIBILITY FOR ANY SUBSEQUENT USE. DO NOT SCALE THE DRAWINGS BUT RESPECT ANY DIMENSIONS SPECIFICALLY IDENTIFIED IN NOTES OR TEXT. ALL CONTRACTORS MUST VISIT THE SITE AND ARE RESPONSIBLE FOR VERIFYING ANY AND ALL DIMENSIONS THAT RELATE TO THEIR WORK. REPORT ANY DISCREPANCIES IMMEDIATELY TO THE CONSULTANT.


WOODMAN ARCHITECT ASSOCIATES LTD.

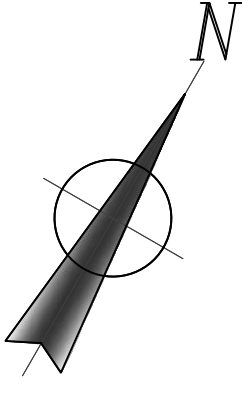
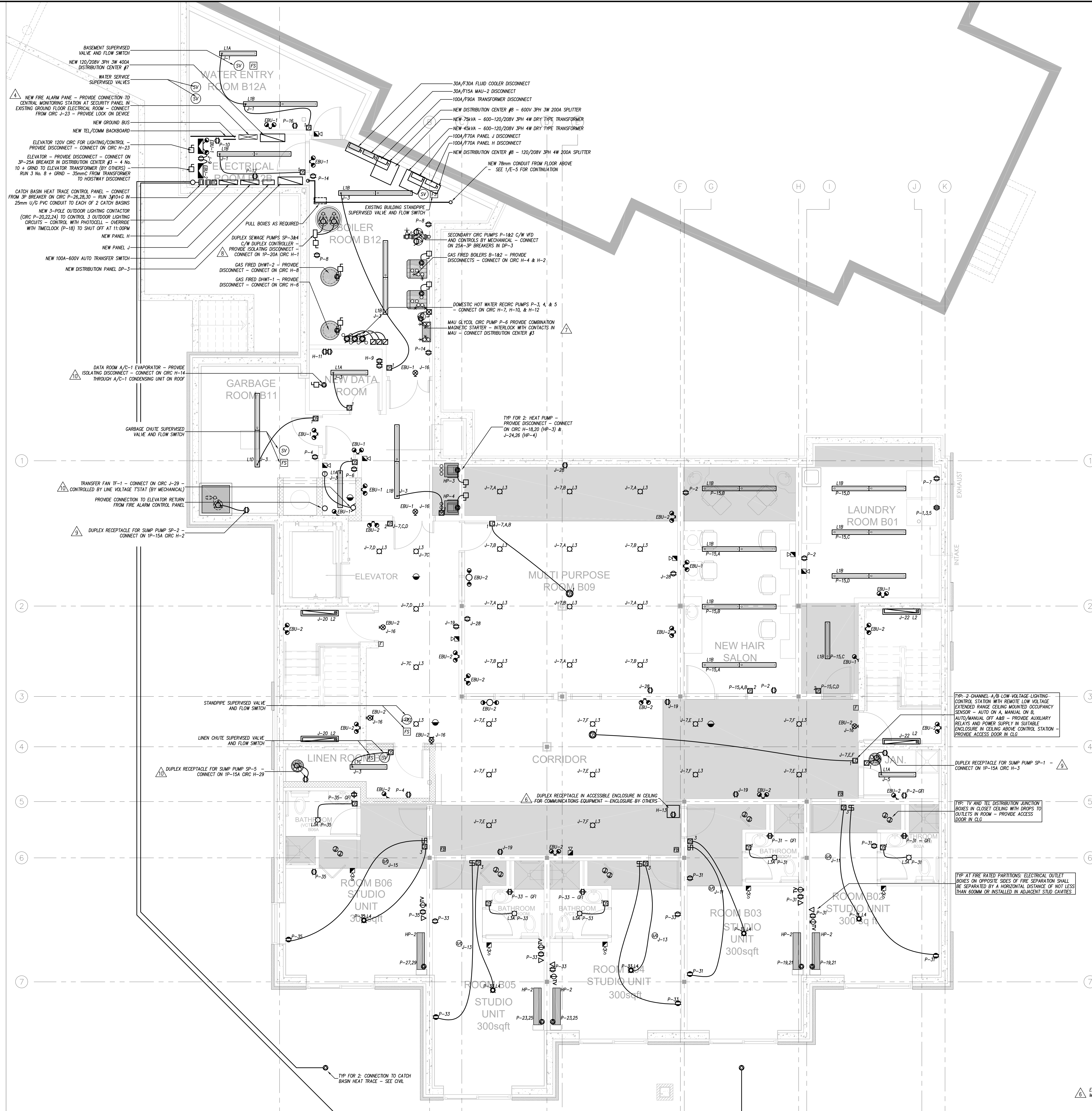
1750 COURTWOOD CRESCENT, OTTAWA, ONTARIO, CANADA K3C 2B5
TEL: 613 228 9650 - FAX: 613 228 9648 - mail@woodmanarchitect.com

BEKOLAY & Associates. Ltd.
Consulting Engineers

PROJECT: Long Sault Villa
53 Long Sault Dr. Long Sault, On
DRAWING: Existing Building
Ground Floor

DATE: 10-Feb-16 SCALE: AS SHOWN
DESIGNED BY: EHK DESIGNED BY: CLW
CHECKED BY: CLW
DRAWING NO.: 10-Feb-16
E-3 of 12





- BASEMENT SUPERVISED VALVE AND FLOW SWITCH
- NEW 120/208V 3PH 3W 400A DISTRIBUTION CENTER #7
- WATER SERVICE SUPERVISED VALVES
- NEW FIRE ALARM PANE - PROVIDE CONNECTION TO CENTRAL MONITORING STATION AT SECURITY PANEL IN EXISTING GROUND FLOOR ELECTRICAL ROOM - CONNECT FROM CIRC J-23 - PROVIDE LOCK ON DEVICE
- NEW GROUND BUS
- NEW TEL/COMM BACKBOARD
- ELEVATOR 120V CIRC FOR LIGHTING/CONTROL - PROVIDE DISCONNECT - CONNECT ON CIRC H-23
- ELEVATOR - PROVIDE DISCONNECT - CONNECT ON 3P-25A BREAKER IN DISTRIBUTION CENTER #3 - 4 No. 10 + GND TO ELEVATOR TRANSFORMER (BY OTHERS) RUN 3 No. 8 + GND - 35mm² FROM TRANSFORMER TO HOISTWAY DISCONNECT
- CATCH BASIN HEAT TRACE CONTROL PANEL - CONNECT FROM 3P BREAKER ON CIRC P-26,28,30 - RUN 3P/10-C IN 25mm² 1/2" PVC CONDUIT TO EACH OF 2 CATCH BASINS
- NEW 3-POLE OUTDOOR LIGHTING CONTACTOR (CIRC P-20,22,24) TO CONTROL 3 OUTDOOR LIGHTING CIRCUITS - CONTROL WITH PHOTOCELL - OVERRIDE WITH TIMECLOCK (P-18) TO SHUT OFF AT 11:00PM
- NEW PANEL H
- NEW PANEL J
- NEW 100A-600V AUTO TRANSFER SWITCH
- NEW DISTRIBUTION PANEL DP-3
- 30A/F30A FLUID COOLER DISCONNECT
- 30A/F30A MAU-2 DISCONNECT
- 100A/F30A TRANSFORMER DISCONNECT
- NEW DISTRIBUTION CENTER #8 - 600V 3PH 3W 200A SPLITTER
- NEW 75kVA - 600-120/208V 3PH 4W DRY TYPE TRANSFORMER
- NEW 45kVA - 600-120/208V 3PH 4W DRY TYPE TRANSFORMER
- 100A/F70A PANEL J DISCONNECT
- 100A/F70A PANEL H DISCONNECT
- NEW DISTRIBUTION CENTER #9 - 120/208V 3PH 4W 200A SPLITTER
- NEW 78mm CONDUIT FROM FLOOR ABOVE - SEE 1/E-5 FOR CONTINUATION
- EXISTING BUILDING STANDPIPE SUPERVISED VALVE AND FLOW SWITCH
- PULL BOXES AS REQUIRED
- DUPLEX SEWAGE PUMPS SP-3&4 C/W DUPLEX CONTROLLER - PROVIDE ISOLATING DISCONNECT - CONNECT ON 1P-20A CIRC H-1
- GAS FIRED DHWT-2 - PROVIDE DISCONNECT - CONNECT ON CIRC H-8
- GAS FIRED DHWT-1 - PROVIDE DISCONNECT - CONNECT ON CIRC H-6
- 30A/F30A FLUID COOLER DISCONNECT
- 30A/F30A MAU-2 DISCONNECT
- 100A/F30A TRANSFORMER DISCONNECT
- NEW DISTRIBUTION CENTER #8 - 600V 3PH 3W 200A SPLITTER
- NEW 75kVA - 600-120/208V 3PH 4W DRY TYPE TRANSFORMER
- NEW 45kVA - 600-120/208V 3PH 4W DRY TYPE TRANSFORMER
- 100A/F70A PANEL J DISCONNECT
- 100A/F70A PANEL H DISCONNECT
- NEW DISTRIBUTION CENTER #9 - 120/208V 3PH 4W 200A SPLITTER
- NEW 78mm CONDUIT FROM FLOOR ABOVE - SEE 1/E-5 FOR CONTINUATION
- EXISTING BUILDING STANDPIPE SUPERVISED VALVE AND FLOW SWITCH
- PULL BOXES AS REQUIRED
- DUPLEX SEWAGE PUMPS SP-3&4 C/W DUPLEX CONTROLLER - PROVIDE ISOLATING DISCONNECT - CONNECT ON 1P-20A CIRC H-1
- GAS FIRED DHWT-2 - PROVIDE DISCONNECT - CONNECT ON CIRC H-8
- GAS FIRED DHWT-1 - PROVIDE DISCONNECT - CONNECT ON CIRC H-6
- DOMESTIC HOT WATER RECIRC PUMPS P-3, 4, & 5 - CONNECT ON CIRC H-7, H-10, & H-12
- MAU GLYCOL CIRC PUMP P-6 PROVIDE COMBINATION MAGNETIC STARTER - INTERLOCK WITH CONTACTS IN MAU - CONNECT DISTRIBUTION CENTER #3
- TYP FOR 2: HEAT PUMP - PROVIDE DISCONNECT - CONNECT ON CIRC H-18,20 (HP-3) & J-24,26 (HP-4)
- TRANSFER FAN TF-1 - CONNECT ON CIRC J-29 - CONTROLLED BY LINE VOLTAGE TSTAT (BY MECHANICAL)
- PROVIDE CONNECTION TO ELEVATOR RETURN FROM FIRE ALARM CONTROL PANEL
- DUPLEX RECEPTACLE FOR SUMP PUMP SP-2 - CONNECT ON 1P-15A CIRC H-2
- STANDPIPE SUPERVISED VALVE AND FLOW SWITCH
- LINEN CHUTE SUPERVISED VALVE AND FLOW SWITCH
- DUPLEX RECEPTACLE FOR SUMP PUMP SP-5 - CONNECT ON 1P-15A CIRC H-29
- DUPLEX RECEPTACLE IN ACCESSIBLE ENCLOSURE IN CEILING FOR COMMUNICATIONS EQUIPMENT - ENCLOSURE BY OTHERS
- TYP FOR 2: CONNECTION TO CATCH BASIN HEAT TRACE - SEE CIVIL

NO.	REVISIONS	DATE
11.	RE-ISSUED FOR PRICING & CONSTRUCTION	Feb 10, 2016
10.	ISSUED FOR SERVICE CHANGE TO 600V & STANDBY POWER SYSTEM ADDITION	Jan 23, 2016
9.	SUMP PUMP REVISION (ECCN-01)	Dec 10, 2015
8.	SEWAGE PUMP ADDITION (ECCN-01)	Dec 10, 2015
7.	ISSUED FOR CONSTRUCTION	Nov 20, 2015
6.	ISSUED FOR BASEMENT CONSTRUCTION	Nov 06, 2015
5.	RE-ISSUED FOR PERMIT	Aug 21, 2015
4.	ISSUED FOR PRICING, NOT CONSTRUCTION	May 08, 2015
3.	ISSUED FOR PERMIT, NEW BUILDING	Dec 18, 2014
2.	ISSUED FOR CLIENT REVIEW	Dec 15, 2014
1.	ISSUED FOR COORDINATION	Dec 12, 2014

USE OF THESE DRAWINGS IS RESTRICTED SOLELY TO THE CONSTRUCTION FOR WHICH THEY WERE DEVELOPED. BEKOLAY AND ASSOCIATES LTD. ASSUME NO RESPONSIBILITY FOR ANY SUBSEQUENT USE. DO NOT SCALE THE DRAWINGS BUT RESPECT ANY DIMENSIONS SPECIFICALLY IDENTIFIED IN NOTES OR TEXT. ALL CONTRACTORS MUST VISIT THE SITE AND ARE RESPONSIBLE FOR VERIFYING ANY AND ALL DIMENSIONS THAT RELATE TO THEIR WORK. REPORT ANY DISCREPANCIES IMMEDIATELY TO THE CONSULTANT.


WOODMAN ARCHITECT ASSOCIATES LTD.
 1750 COURTWOOD CRESCENT, OTTAWA, ONTARIO, CANADA K3C 2B5
 TEL: 613 228 9650 - FAX: 613 228 9648 - mail@woodmanarchitect.com

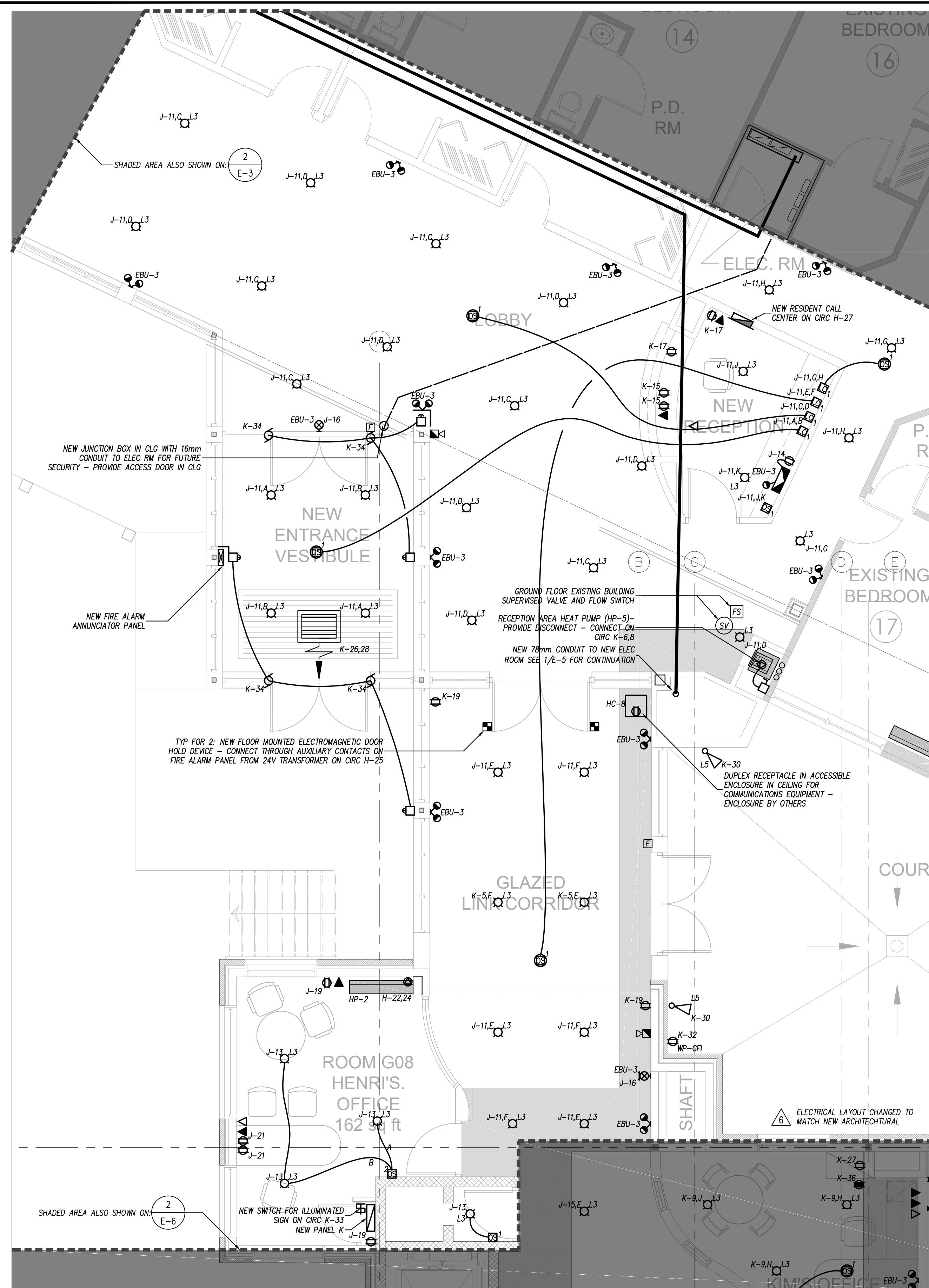
BEKOLAY & Associates. Ltd.
 Consulting Engineers
 10-FEB-16

PROJECT: Long Sault Villa
 53 Long Sault Dr. Long Sault, On
 DRAWING: Extension
 Basement

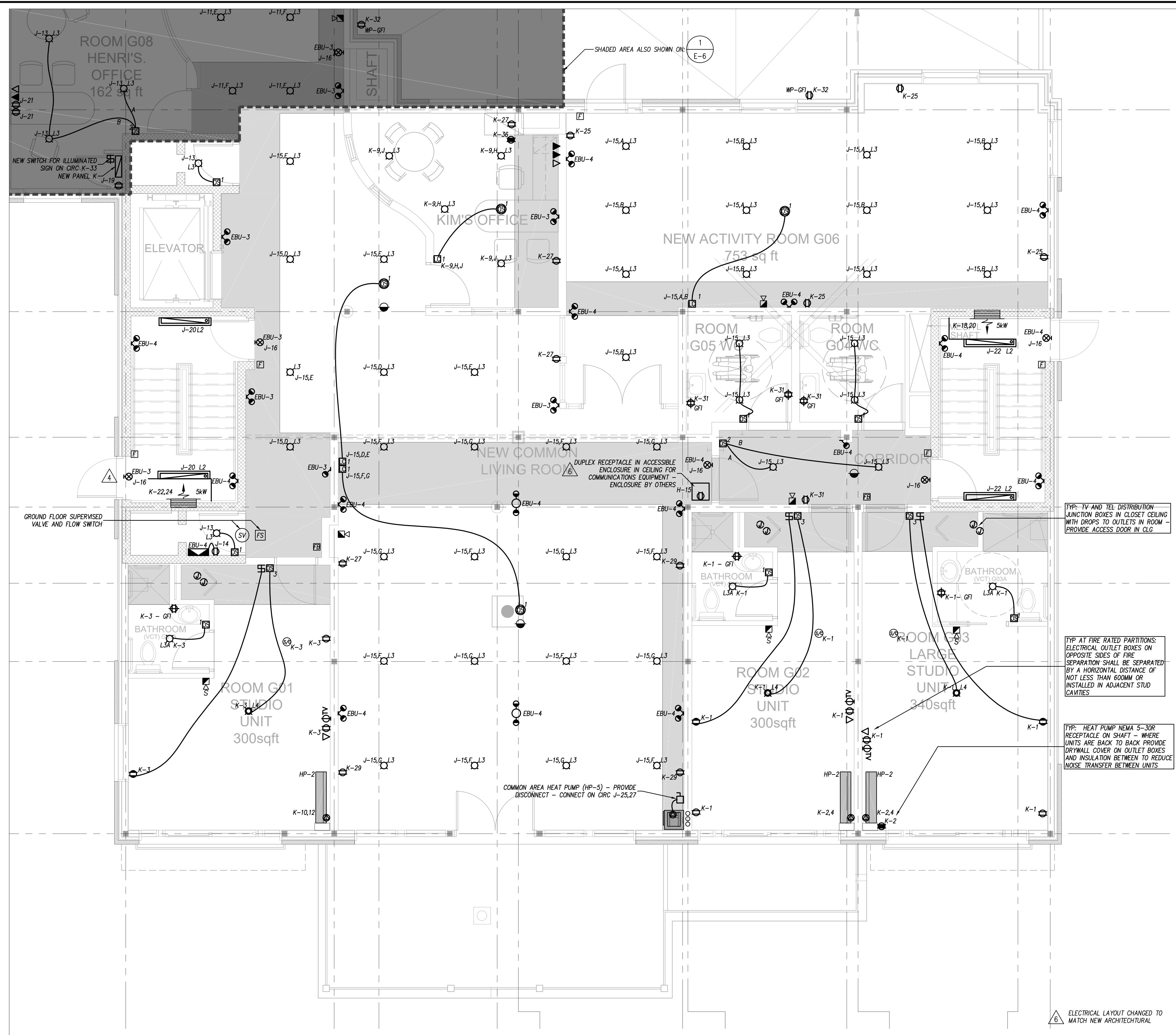
DATE	SCALE
10-FEB-16	AS SHOWN
DRAWN BY: EHK	DESIGNED BY: CLW
CHECKED BY: CLW	CHECKED BY: CLW
2014-03	
DRAWING NO.	

1 Basement Extension
 E-5





1 Ground Floor Link
E-6
1:50



2 Ground Floor Extension
E-6
1:50

NO.	REVISIONS	DATE
11.		
10.		
9.	RE-ISSUED FOR PRICING & CONSTRUCTION	Feb 10, 2016
8.	ISSUED FOR SERVICE CHANGE TO 600V & STANDBY POWER SYSTEM ADDITION	Jan 23, 2016
7.	ISSUED FOR CONSTRUCTION	Nov 20, 2015
6.	ISSUED FOR BASEMENT CONSTRUCTION	Nov 06, 2015
5.	RE-ISSUED FOR PERMIT	Aug 21, 2015
4.	ISSUED FOR PRICING, NOT CONSTRUCTION	May 08, 2015
3.	ISSUED FOR PERMIT, NEW BUILDING	Dec 18, 2014
2.	ISSUED FOR CLIENT REVIEW	Dec 15, 2014
1.	ISSUED FOR COORDINATION	Dec 12, 2014


USE OF THESE DRAWINGS IS RESTRICTED SOLELY TO THE CONSTRUCTION FOR WHICH THEY WERE DEVELOPED. BEKOLAY AND ASSOCIATES LTD. ASSUME NO RESPONSIBILITY FOR ANY SUBSEQUENT USE. DO NOT SCALE THE DRAWINGS BUT RESPECT ANY DIMENSIONS SPECIFICALLY IDENTIFIED IN NOTES OR TEXT. ALL CONTRACTORS MUST VISIT THE SITE AND ARE RESPONSIBLE FOR VERIFYING ANY AND ALL DIMENSIONS THAT RELATE TO THEIR WORK. REPORT ANY DISCREPANCIES IMMEDIATELY TO THE CONSULTANT.

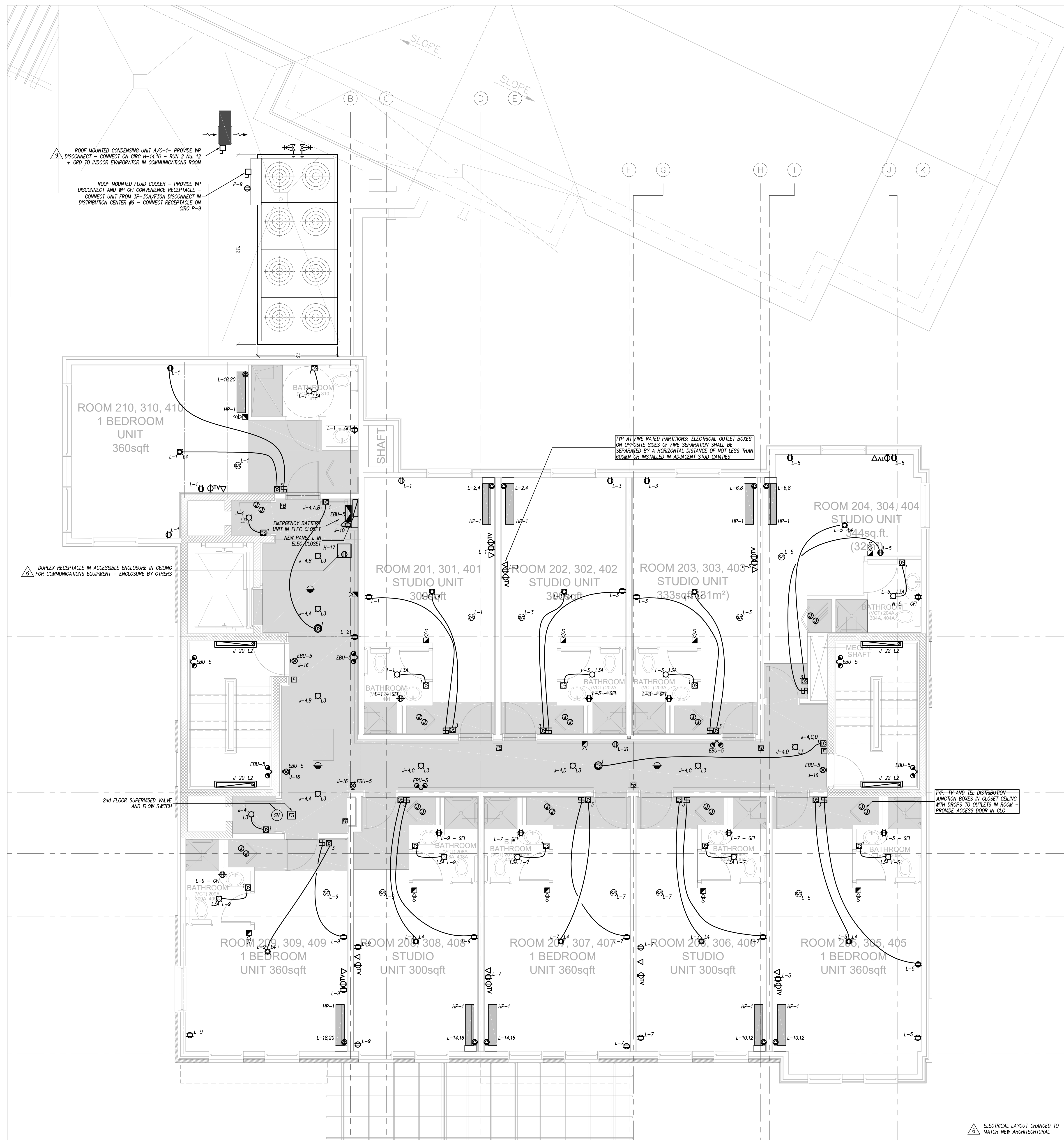
WOODMAN ARCHITECT ASSOCIATES LTD.
1750 COURTWOOD CRESCENT, OTTAWA, ONTARIO, CANADA K2C 2B5
TEL: 613 228 9650 • FAX: 613 228 9648 • mail@woodmanarchitect.com

BEKOLAY & Associates. Ltd.
Consulting Engineers
365 WEST HURON STREET, OTTAWA, ONTARIO
K2N 1N1
TEL: 613 237 2222
FAX: 613 237 2223
WWW.BEKOLAY.COM

PROJECT: Long Sault Villa
53 Long Sault Dr. Long Sault, On
DRAWING: Extension And Link
Ground Floor

DATE: 10-Feb-16
SCALE: AS SHOWN
DESIGNED BY: EHK
CHECKED BY: CLW
JOB NO.: 2014-03
DRAWING NO.: 10-Feb-16
E-6 of 12





NO.	REVISIONS	DATE
11.		
10.		
9.	RE-ISSUED FOR PRICING & CONSTRUCTION	Feb 10, 2016
8.	ISSUED FOR SERVICE CHANGE TO 600V & STANDBY POWER SYSTEM ADDITION	Jan 23, 2016
7.	ISSUED FOR CONSTRUCTION	Nov 20, 2015
6.	ISSUED FOR BASEMENT CONSTRUCTION	Nov 06, 2015
5.	RE-ISSUED FOR PERMIT	Aug 21, 2015
4.	ISSUED FOR PRICING, NOT CONSTRUCTION	May 08, 2015
3.	ISSUED FOR PRICING, NEW BUILDING	Dec 18, 2014
2.	ISSUED FOR CLIENT REVIEW	Dec 15, 2014
1.	ISSUED FOR COORDINATION	Dec 12, 2014


USE OF THESE DRAWINGS IS RESTRICTED SOLELY TO THE CONSTRUCTION FOR WHICH THEY WERE DEVELOPED. BEKOLAY AND ASSOCIATES LTD. ASSUME NO RESPONSIBILITY FOR ANY SUBSEQUENT USE. DO NOT SCALE THE DRAWINGS BUT RESPECT ANY DIMENSIONS SPECIFICALLY IDENTIFIED IN NOTES OR TEXT. ALL CONTRACTORS MUST VISIT THE SITE AND ARE RESPONSIBLE FOR VERIFYING ANY AND ALL DIMENSIONS THAT RELATE TO THEIR WORK. REPORT ANY DISCREPANCIES IMMEDIATELY TO THE CONSULTANT.

WOODMAN ARCHITECT ASSOCIATES LTD.
 1750 COURTWOOD CRESCENT, OTTAWA, ONTARIO, CANADA K3C 2B5
 TEL: 613 228 9650 - FAX: 613 228 9648 - mail@woodmanarchitect.com

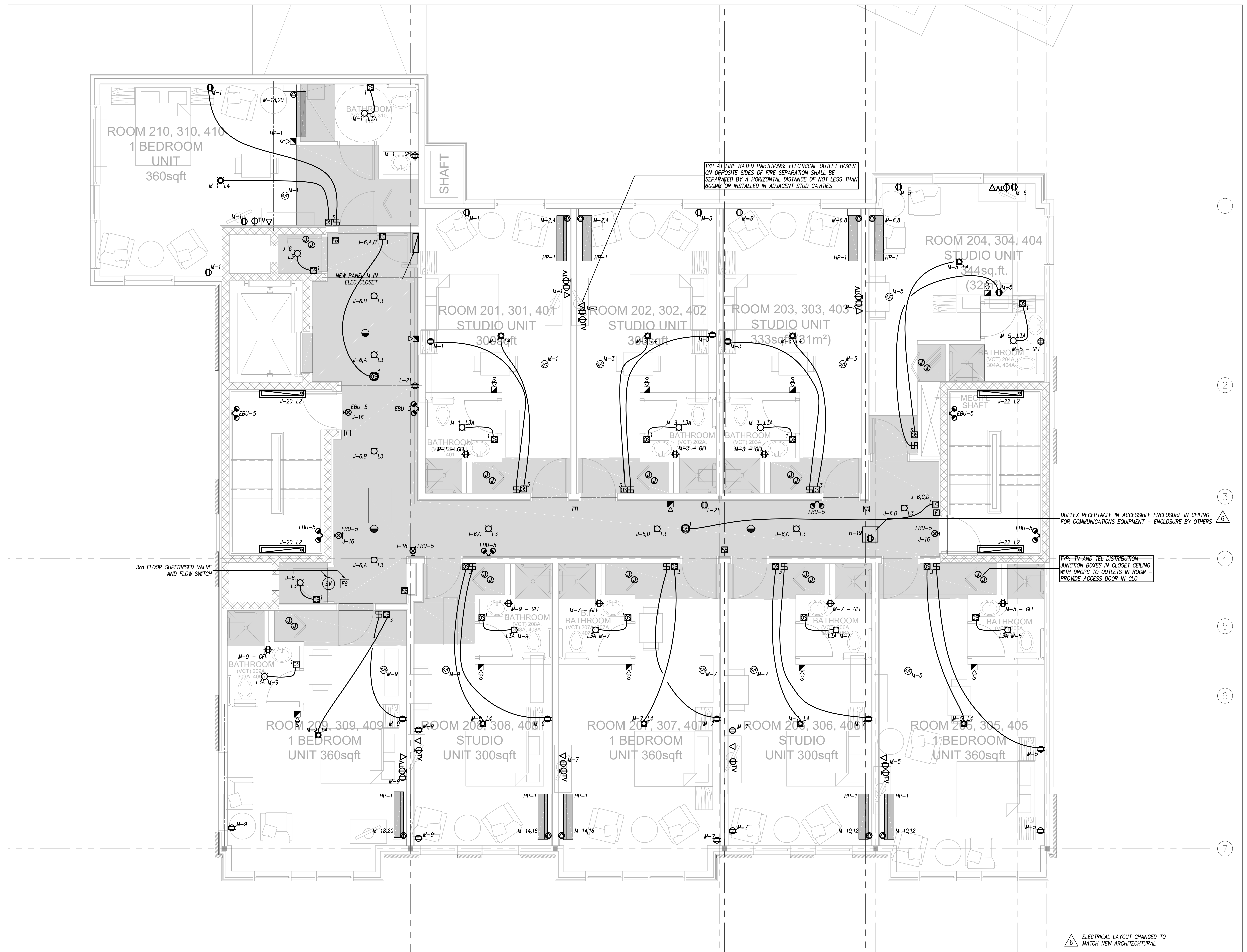
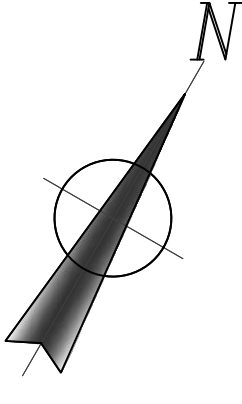
BEKOLAY & Associates. Ltd.
 Consulting Engineers
 285 WEST HURON STREET, OTTAWA, ONTARIO
 2ND FLOOR, K1N 1N1
 TEL: 613 237 2222
 10-Feb-16

PROJECT: Long Sault Villa
 53 Long Sault Dr. Long Sault, On
 DRAWING: Extension
 Second Floor

DATE: 10-Feb-16 SCALE: AS SHOWN
 DRAWN BY: EHK DESIGNED BY: CLW
 JOB NO.: 2014-03 CHECKED BY: CLW
 DRAWING NO.: E-7 OF 12



2nd Floor Extension
 E-7



1 3rd Floor Extension
E-8
1:50

NO.	REVISIONS	DATE
11.		
10.		
9.	RE-ISSUED FOR PRICING & CONSTRUCTION	Feb 10, 2016
8.	ISSUED FOR SERVICE CHANGE TO 600V & STANDBY POWER SYSTEM ADDITION	Jan 23, 2016
7.	ISSUED FOR CONSTRUCTION	Nov 20, 2015
6.	ISSUED FOR BASEMENT CONSTRUCTION	Nov 06, 2015
5.	RE-ISSUED FOR PERMIT	Aug 21, 2015
4.	ISSUED FOR PRICING, NOT CONSTRUCTION	May 08, 2015
3.	ISSUED FOR PERMIT, NEW BUILDING	Dec 18, 2014
2.	ISSUED FOR CLIENT REVIEW	Dec 15, 2014
1.	ISSUED FOR COORDINATION	Dec 12, 2014


USE OF THESE DRAWINGS IS RESTRICTED SOLELY TO THE CONSTRUCTION FOR WHICH THEY WERE DEVELOPED. BEKOLAY AND ASSOCIATES LTD. ASSUME NO RESPONSIBILITY FOR ANY SUBSEQUENT USE. DO NOT SCALE THE DRAWINGS BUT RESPECT ANY DIMENSIONS SPECIFICALLY IDENTIFIED IN NOTES OR TEXT. ALL CONTRACTORS MUST VISIT THE SITE AND ARE RESPONSIBLE FOR VERIFYING ANY AND ALL DIMENSIONS THAT RELATE TO THEIR WORK. REPORT ANY DISCREPANCIES IMMEDIATELY TO THE CONSULTANT.

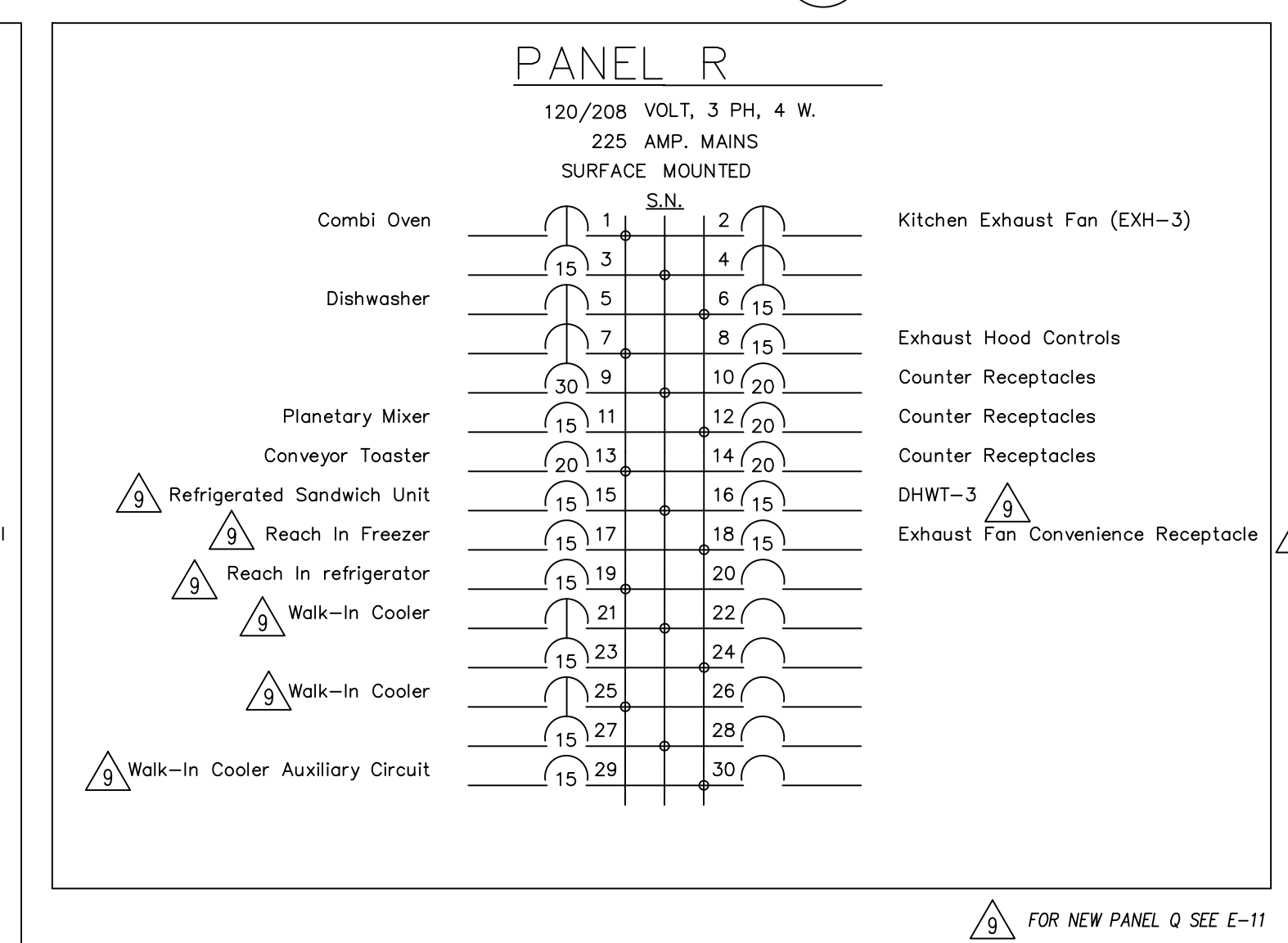
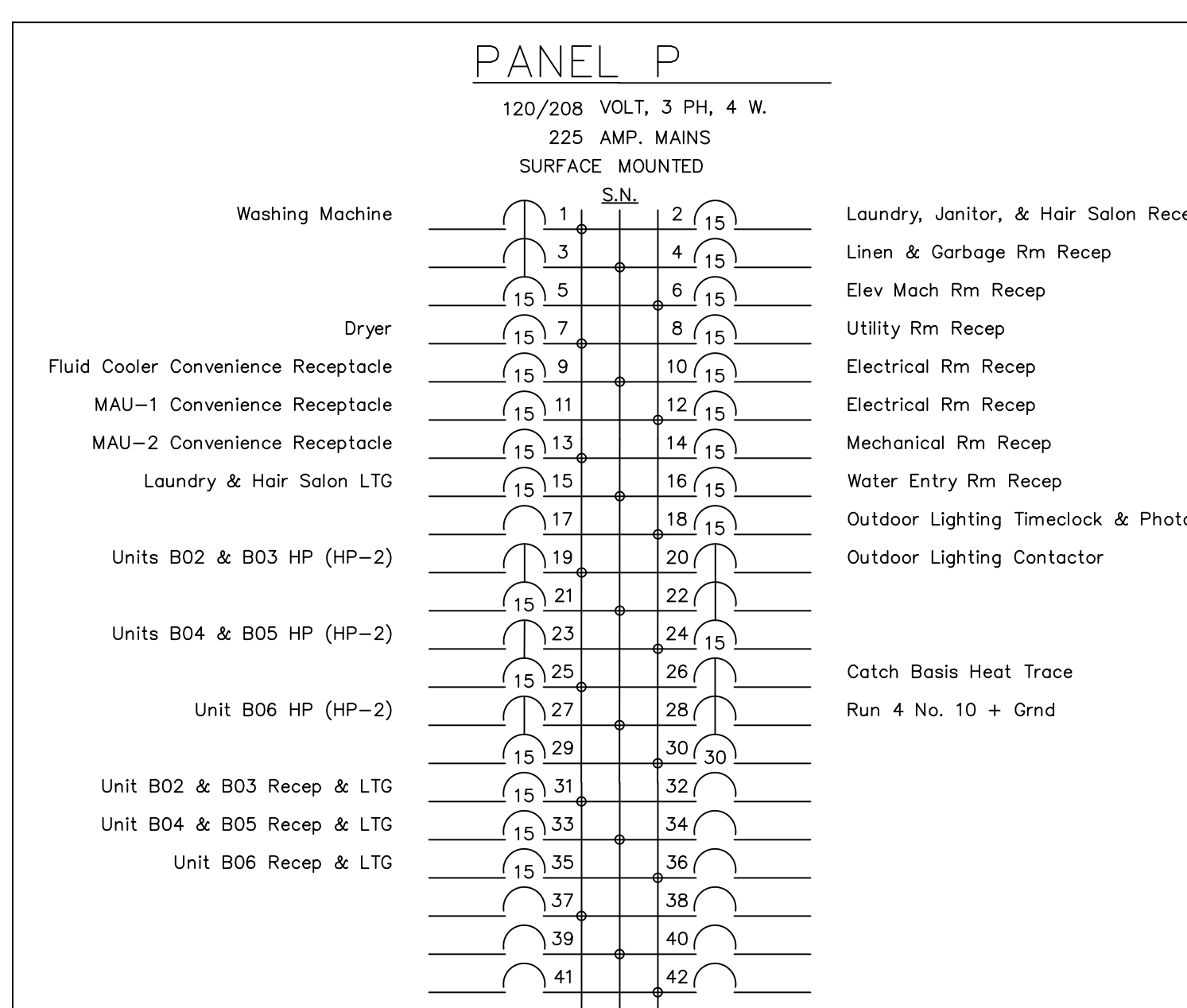
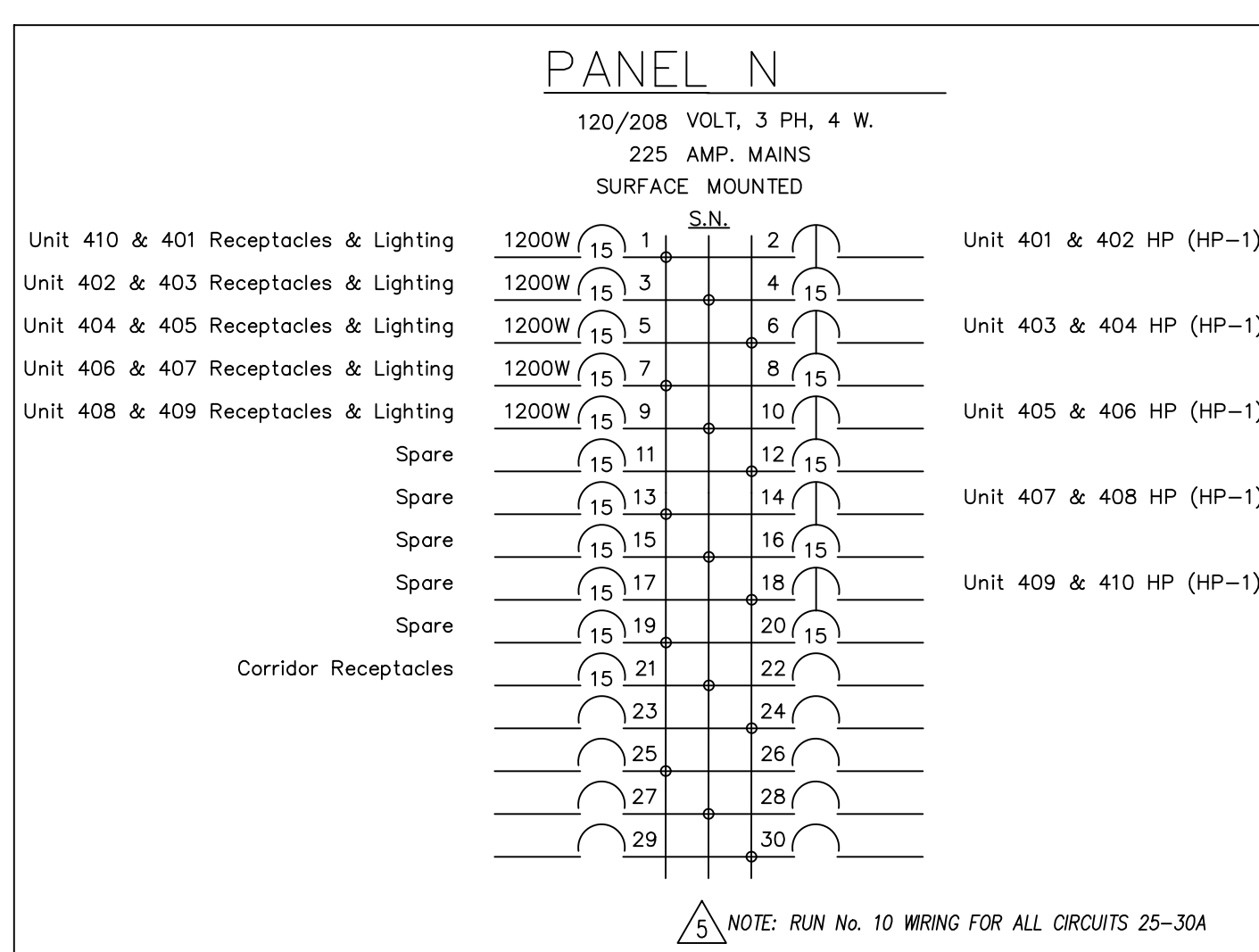
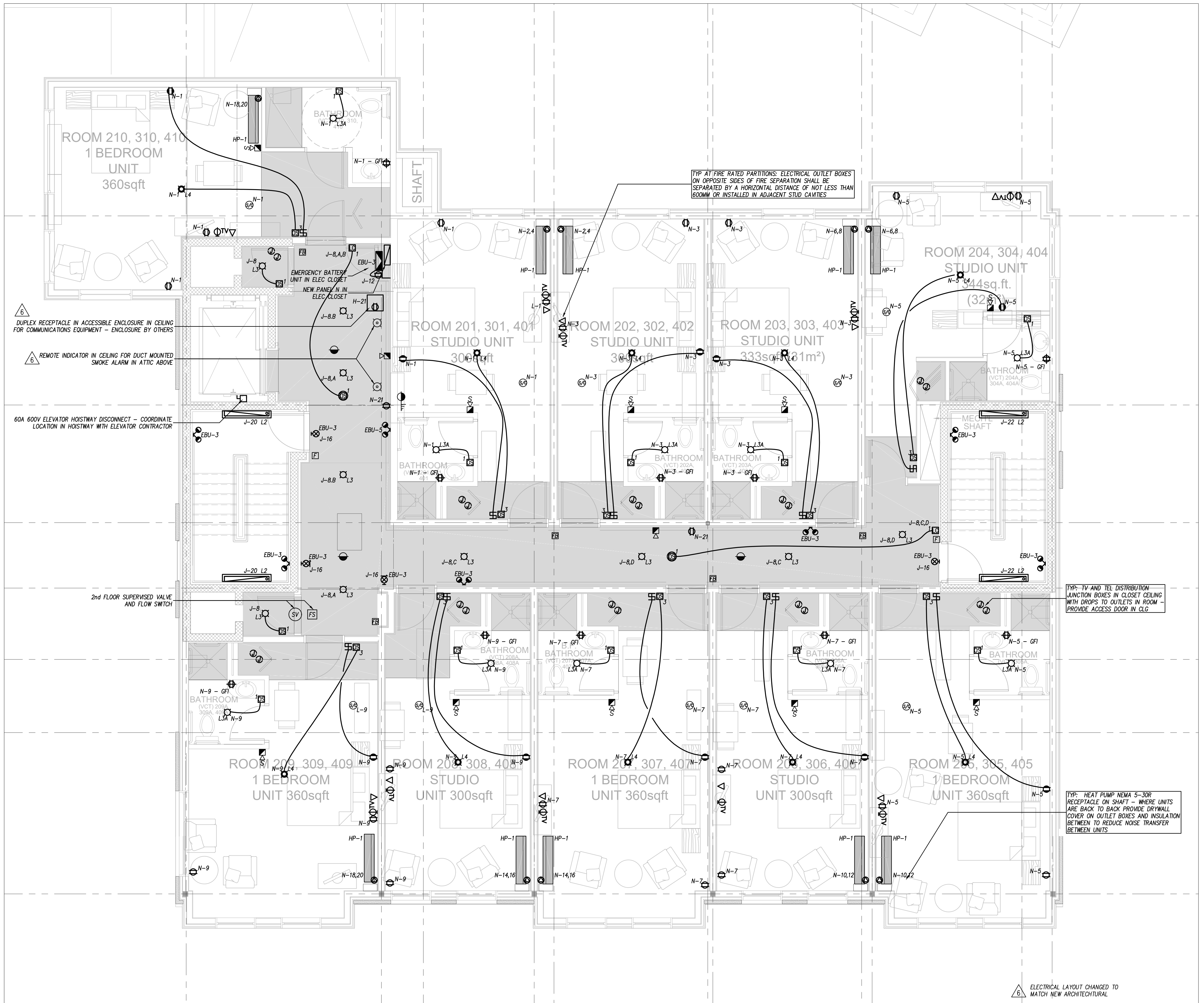
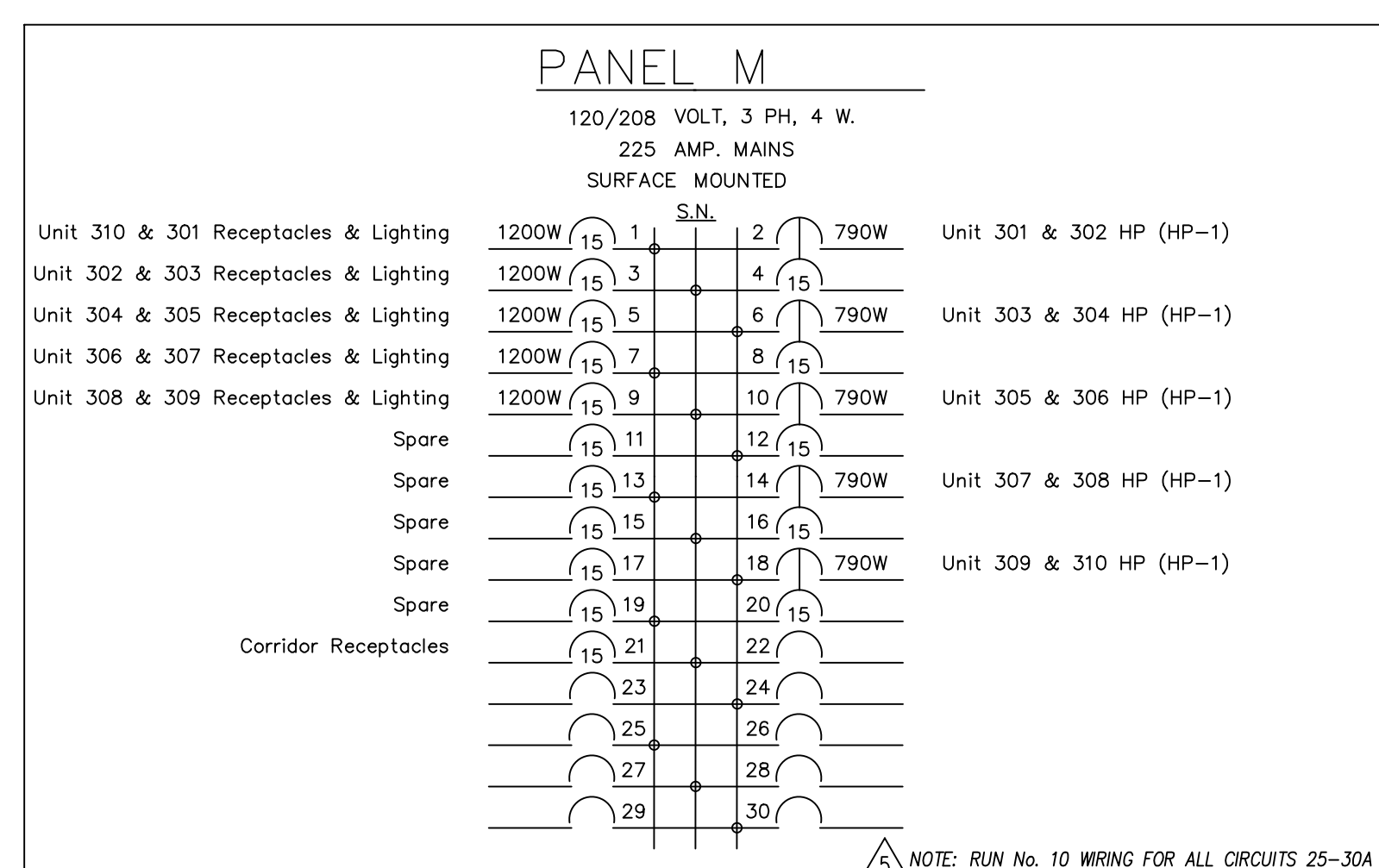
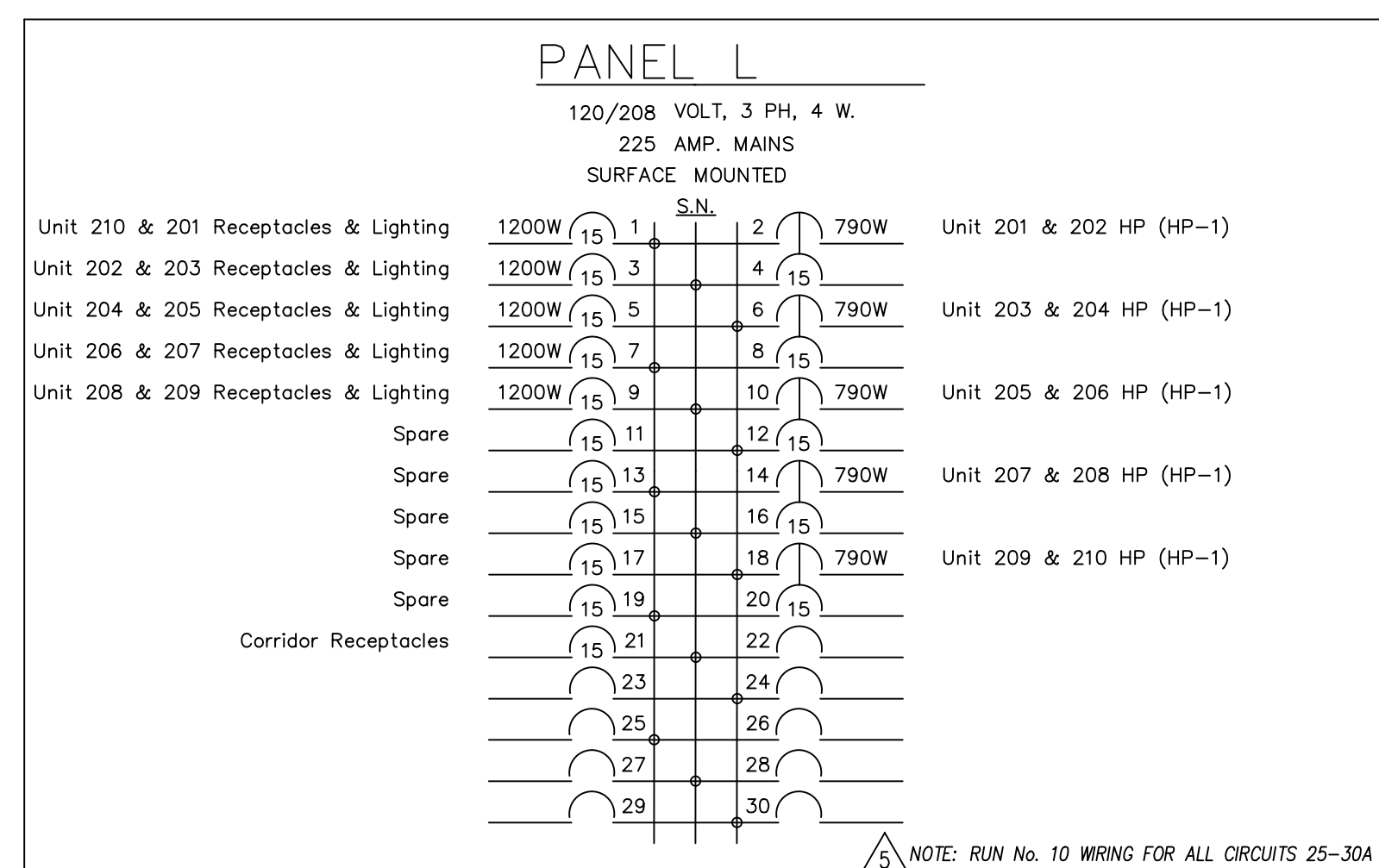
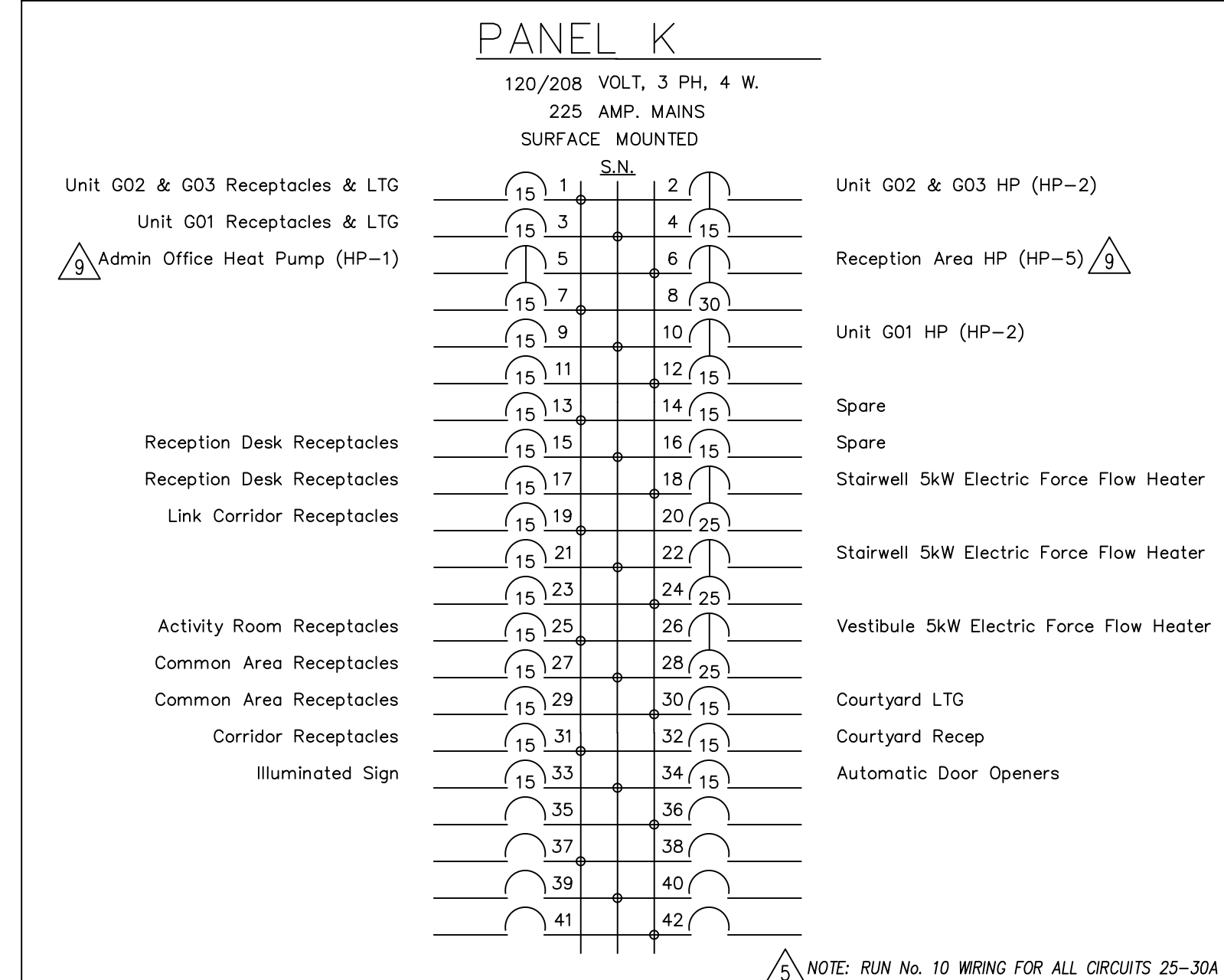
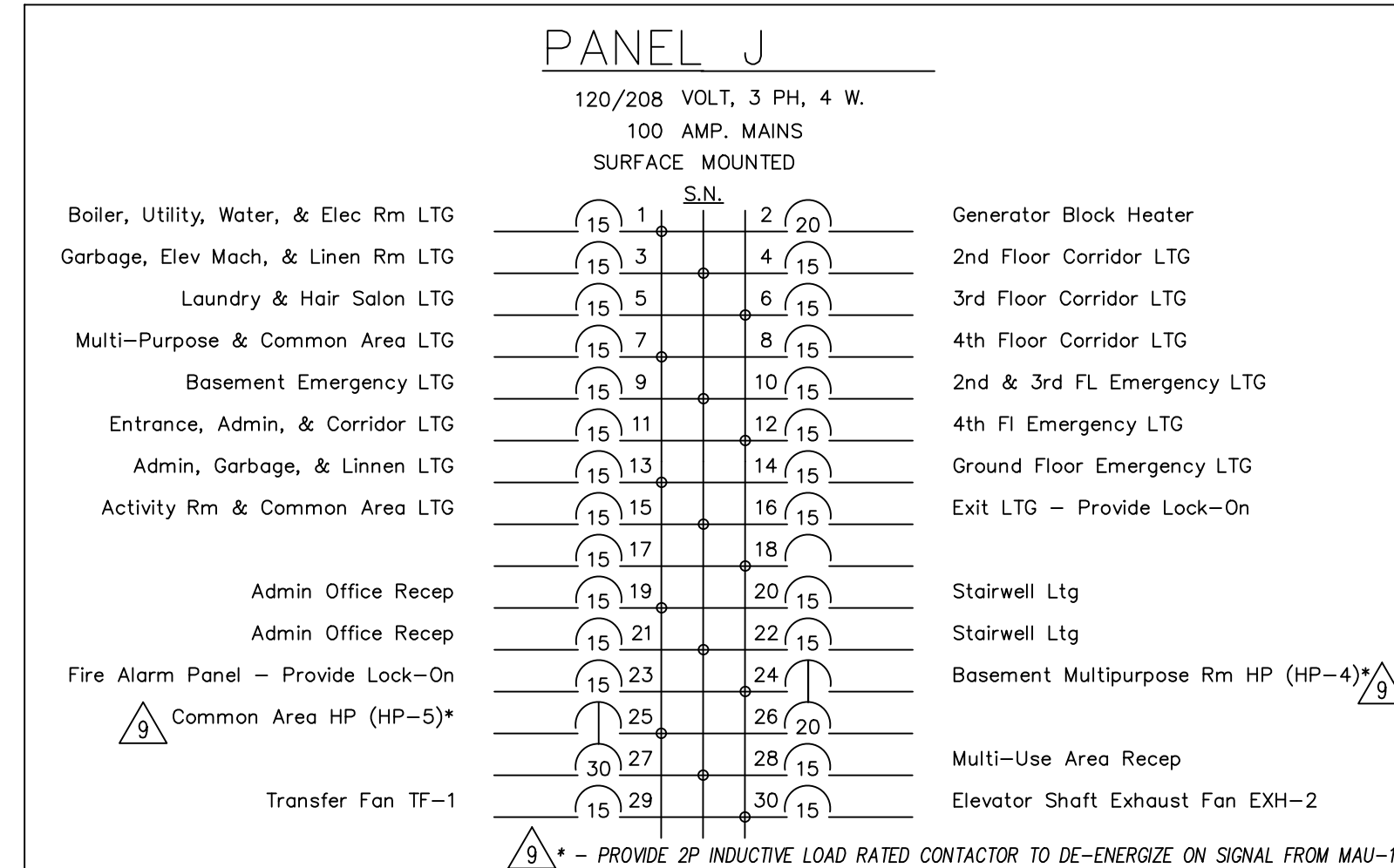
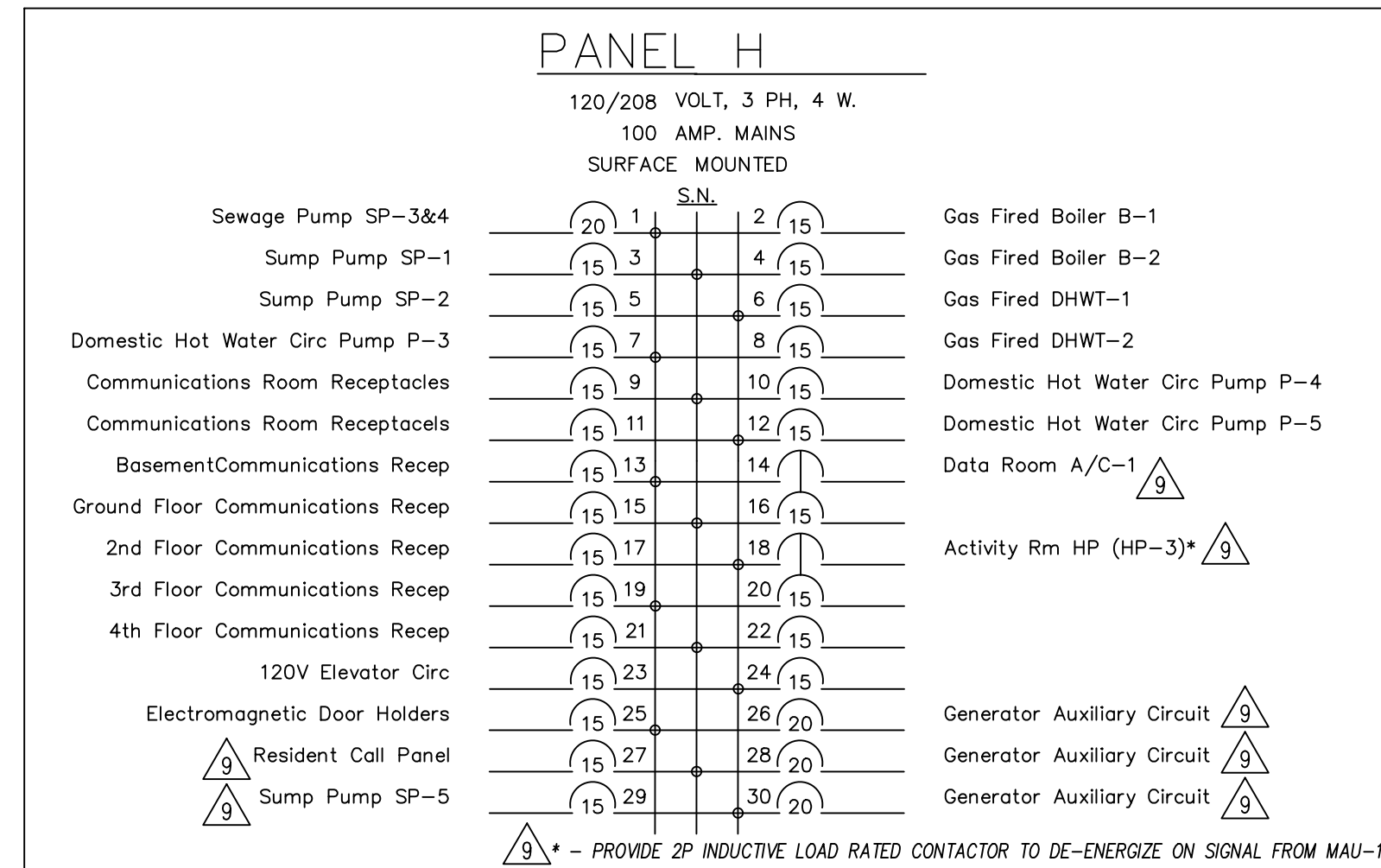
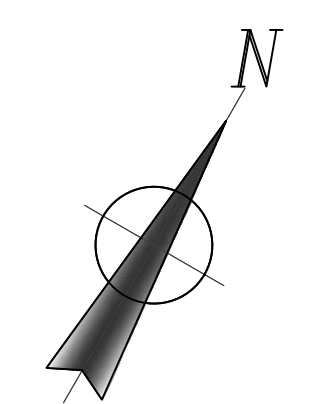
WOODMAN ARCHITECT ASSOCIATES LTD.
1750 COURTWOOD CRESCENT, OTTAWA, ONTARIO, CANADA K3C 2B5
TEL: 613 228 9650 - FAX: 613 228 9648 - mail@woodmanarchitect.com

BEKOLAY & Associates. Ltd.
Consulting Engineers
265 1077 HOCKWOLD DR., OTTAWA ON K1J 0Z6
TEL: 613 735 0444 FAX: 613 735 0444
email: jbe@bekolay.com

PROJECT: Long Sault Villa
53 Long Sault Dr. Long Sault, On
DRAWING: Extension
Third Floor

DATE	SCALE
10-Feb-16	AS SHOWN
DRAWN BY: EHK	DESIGNED BY: CLW
CHECKED BY: CLW	CHECKED BY: CLW
JOB NO.: 2014-03	
DRAWING NO.: E-8 of 12	





NO.	REVISIONS	DATE
11.		
10.		
9.	RE-ISSUED FOR PRICING & CONSTRUCTION	Feb 10, 2016
8.	ISSUED FOR SERVICE CHANGE TO 600V & STANDBY POWER SYSTEM ADDITION	Jan 23, 2016
7.	ISSUED FOR CONSTRUCTION	Nov 20, 2015
6.	ISSUED FOR BASEMENT CONSTRUCTION	Nov 06, 2015
5.	RE-ISSUED FOR PERMIT	Aug 21, 2015
4.	ISSUED FOR PRICING, NOT CONSTRUCTION	May 08, 2015
3.	ISSUED FOR PERMIT, NEW BUILDING	Dec 18, 2014
2.	ISSUED FOR CLIENT REVIEW	Dec 15, 2014
1.	ISSUED FOR COORDINATION	Dec 12, 2014

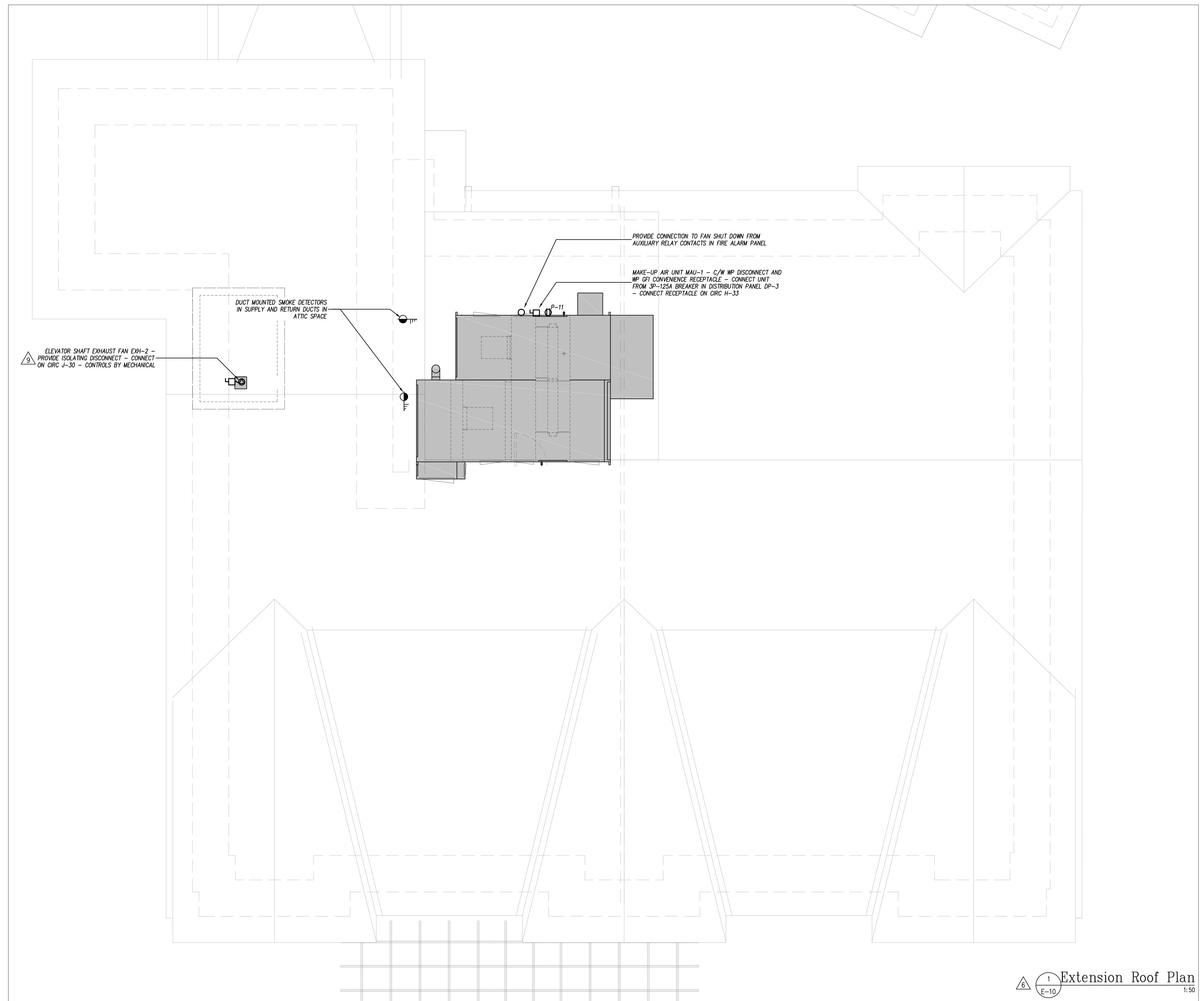
USE OF THESE DRAWINGS IS RESTRICTED SOLELY TO THE CONSTRUCTION FOR WHICH THEY WERE DEVELOPED. BEKOLAY AND ASSOCIATES LTD. ASSUME NO RESPONSIBILITY FOR ANY SUBSEQUENT USE. DO NOT SCALE THE DRAWINGS BUT RESPECT ANY DIMENSIONS SPECIFICALLY IDENTIFIED IN NOTES OR TEXT. ALL CONTRACTORS MUST VISIT THE SITE AND ARE RESPONSIBLE FOR VERIFYING ANY AND ALL DIMENSIONS THAT RELATE TO THEIR WORK. REPORT ANY DISCREPANCIES IMMEDIATELY TO THE CONSULTANT.

WOODMAN ARCHITECT ASSOCIATES LTD.
1750 COURTWOOD CRESCENT, OTTAWA, ONTARIO, CANADA K2C 2B5
TEL: 613 228 9650 - FAX: 613 228 9648 - mail@woodmanarchitect.com

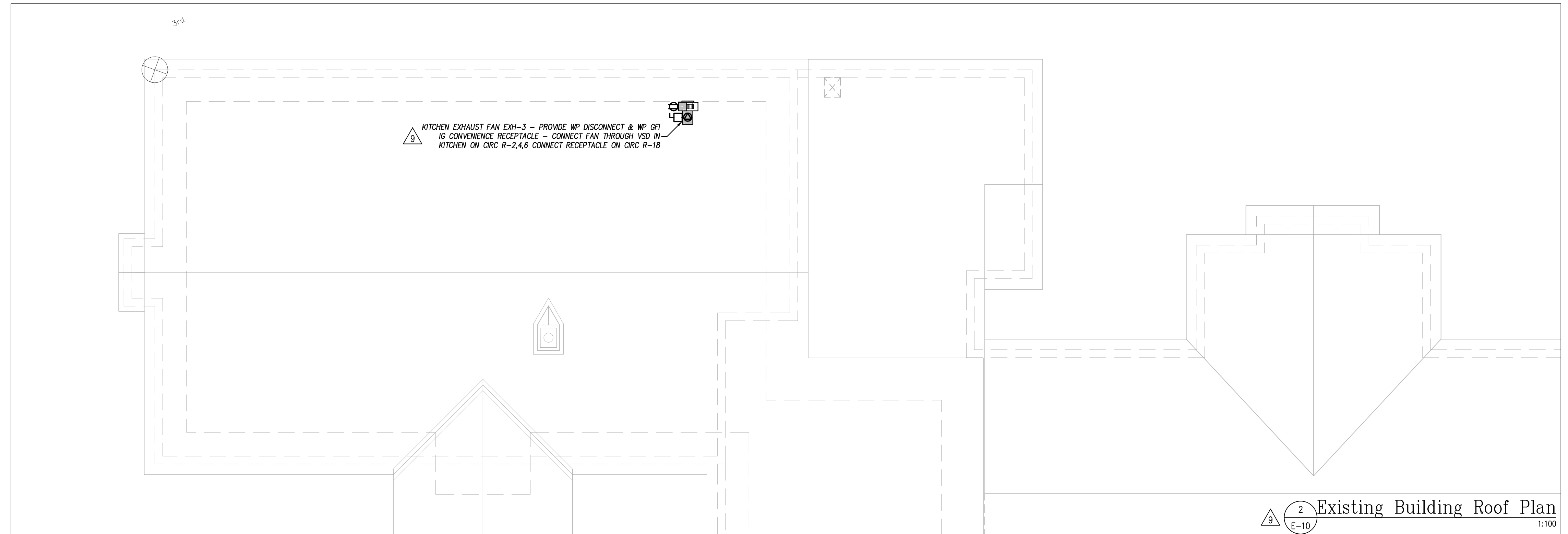
BEKOLAY & Associates. Ltd.
Consulting Engineers
200 WEST HURONWOOD DR., OTTAWA, ON N6G 2S4
TEL: 613 234 4444 FAX: 613 234 4444
email: jens@bekolay.com

PROJECT: Long Sault Villa
53 Long Sault Dr. Long Sault, On
DRAWING: Extension Fourth Floor And New Panels

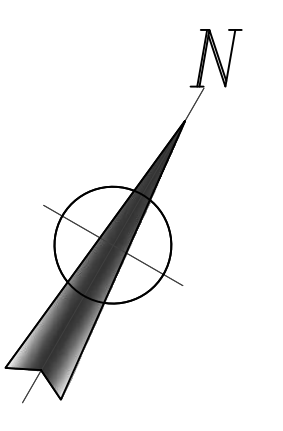
DATE: 10-Feb-16 SCALE: AS SHOWN
DESIGNED BY: EHK
CHECKED BY: CLW
JOB NO.: 2014-03
DRAWING NO.: E-9 of 12



1
E-10 Extension Roof Plan
1:50



2
E-10 Existing Building Roof Plan
1:100



NO.	REVISIONS	DATE
11.		
10.		
9.	RE-ISSUED FOR PRICING & CONSTRUCTION	Feb 10, 2016
8.	ISSUED FOR SERVICE CHANGE TO 600V & STANDBY POWER SYSTEM ADDITION	Jan 23, 2016
7.	ISSUED FOR CONSTRUCTION	Nov 20, 2015
6.	ISSUED FOR BASEMENT CONSTRUCTION	Nov 06, 2015
5.	RE-ISSUED FOR PERMIT	Aug 21, 2015
4.	ISSUED FOR PRICING, NOT CONSTRUCTION	May 08, 2015
3.	ISSUED FOR PERMIT, NEW BUILDING	Dec 18, 2014
2.	ISSUED FOR CLIENT REVIEW	Dec 15, 2014
1.	ISSUED FOR COORDINATION	Dec 12, 2014

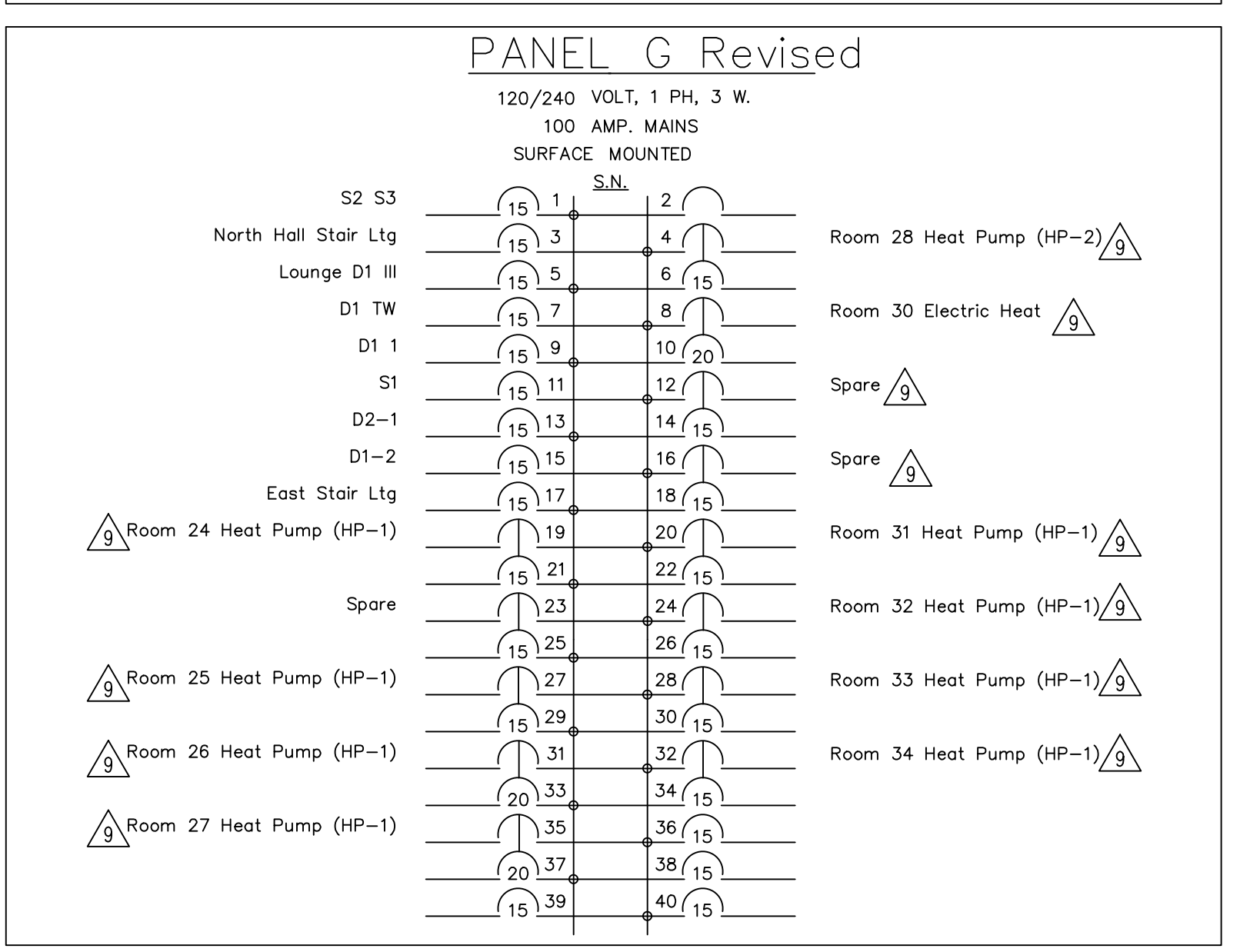
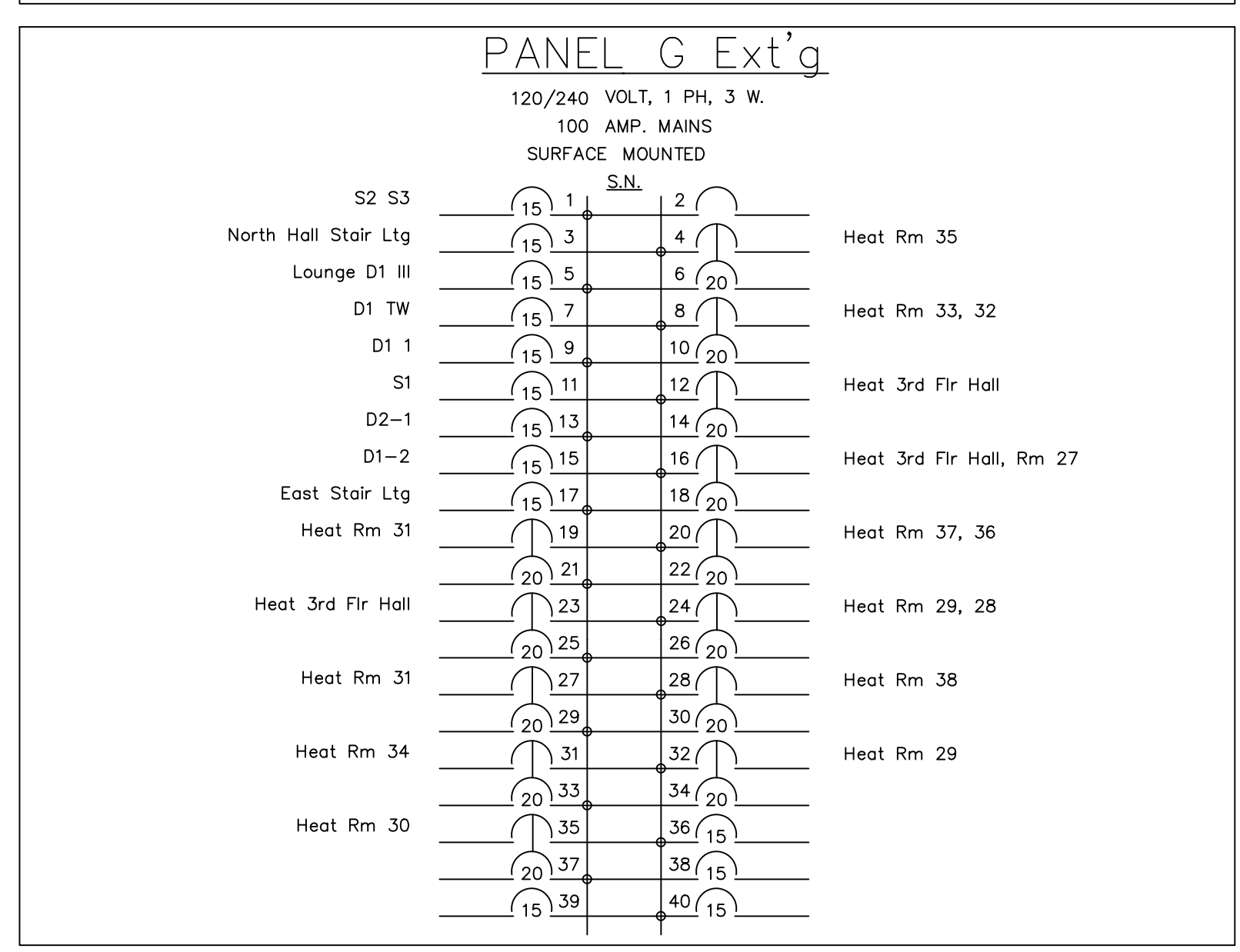
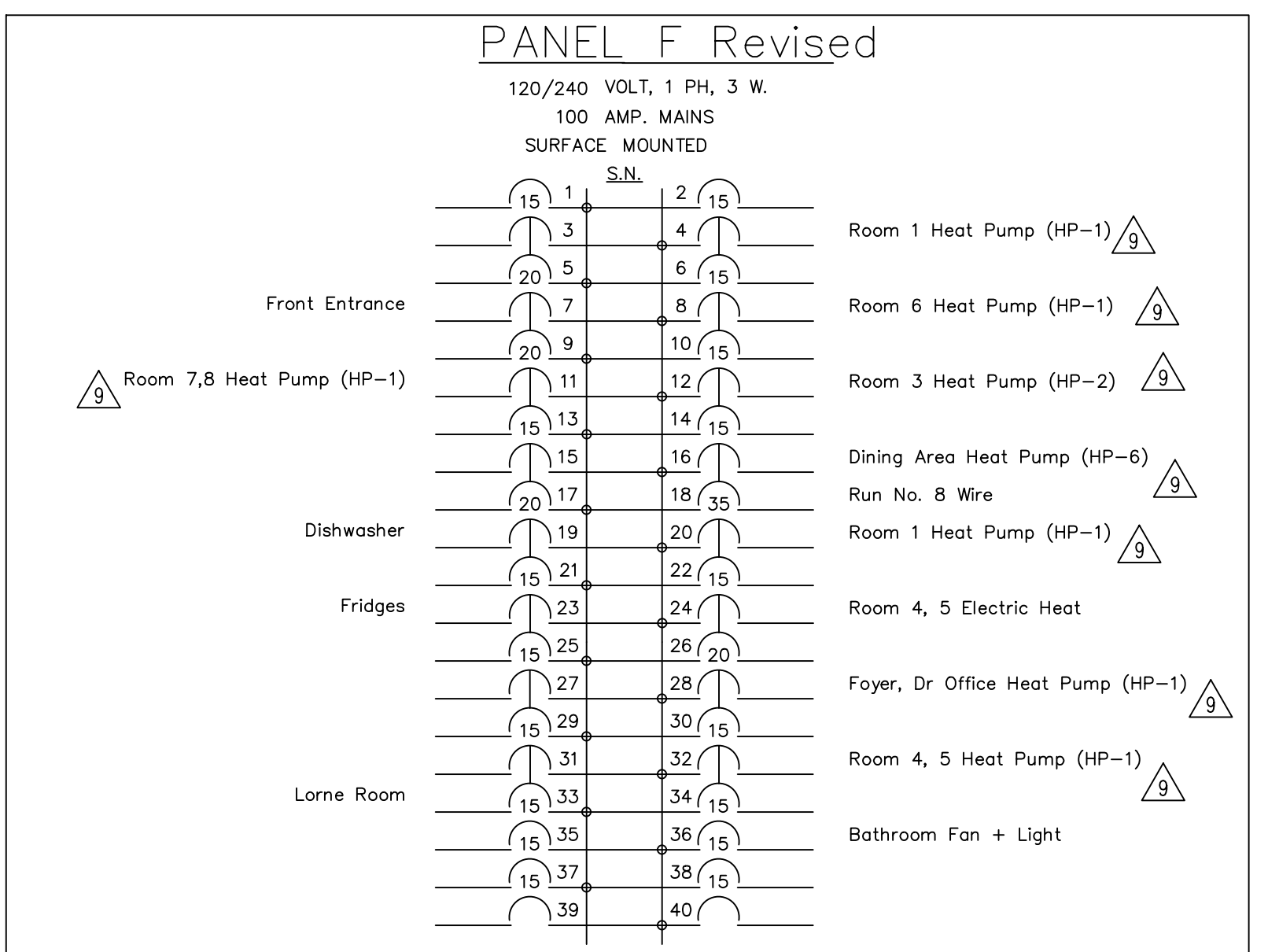
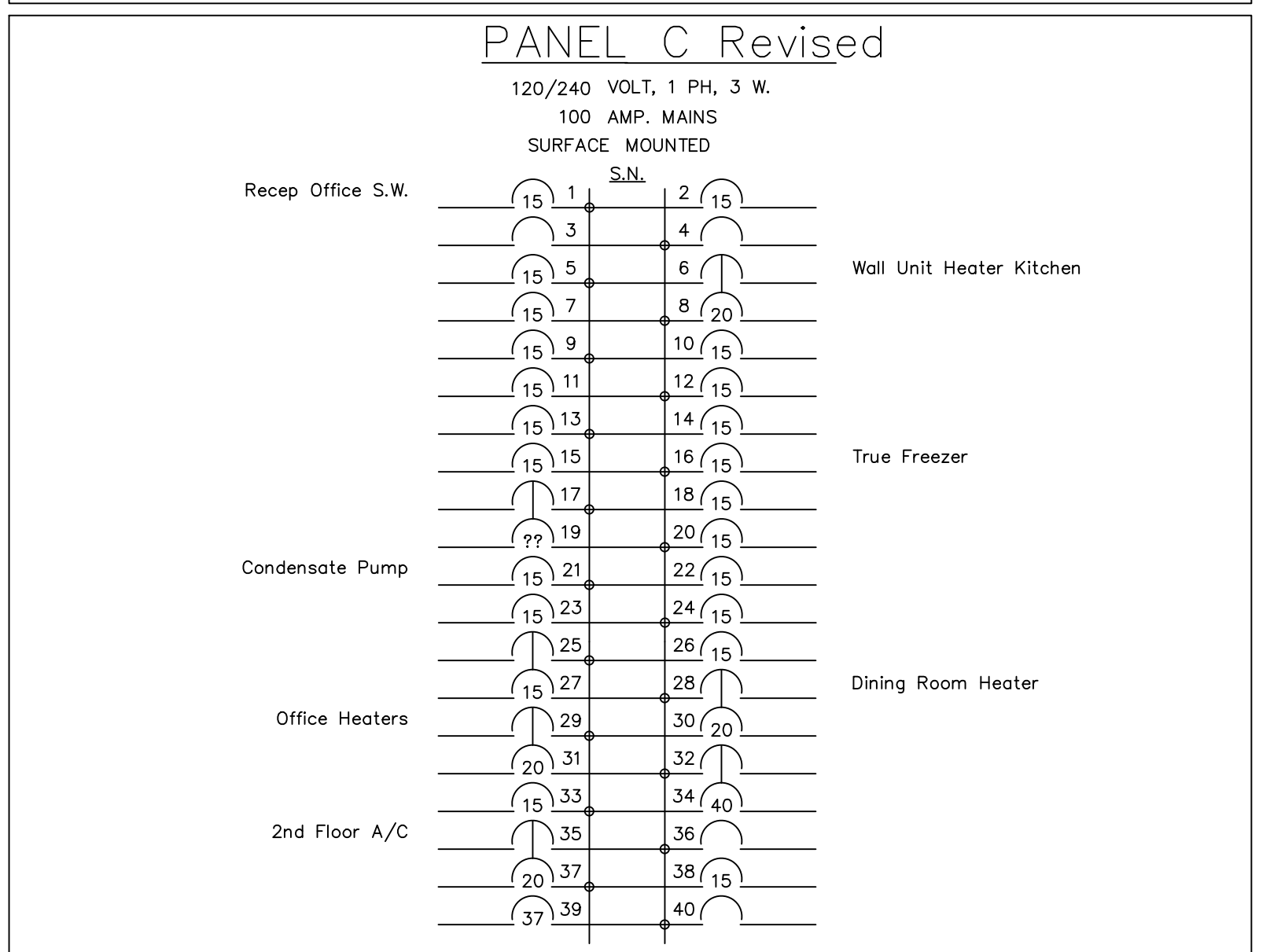
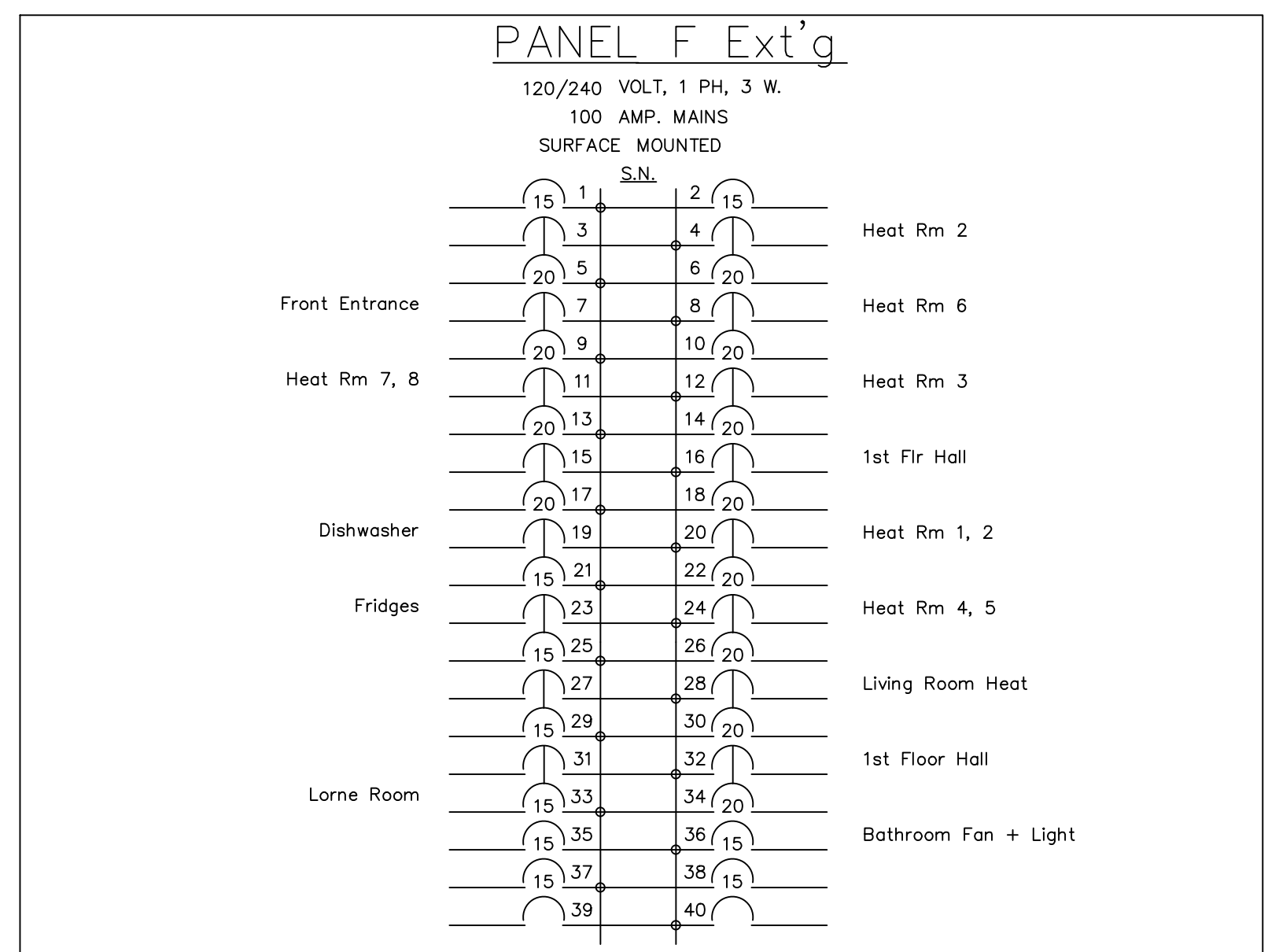
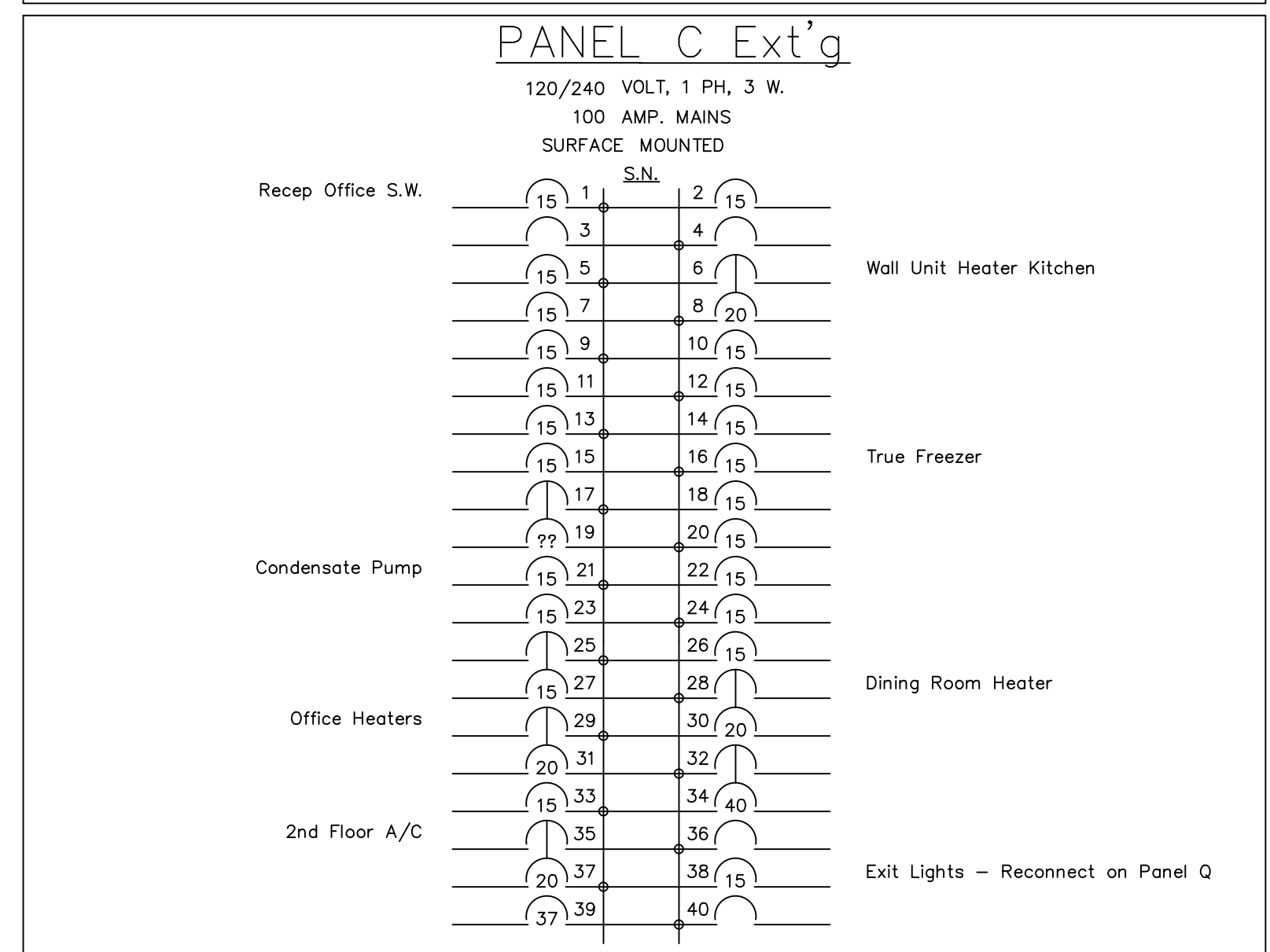
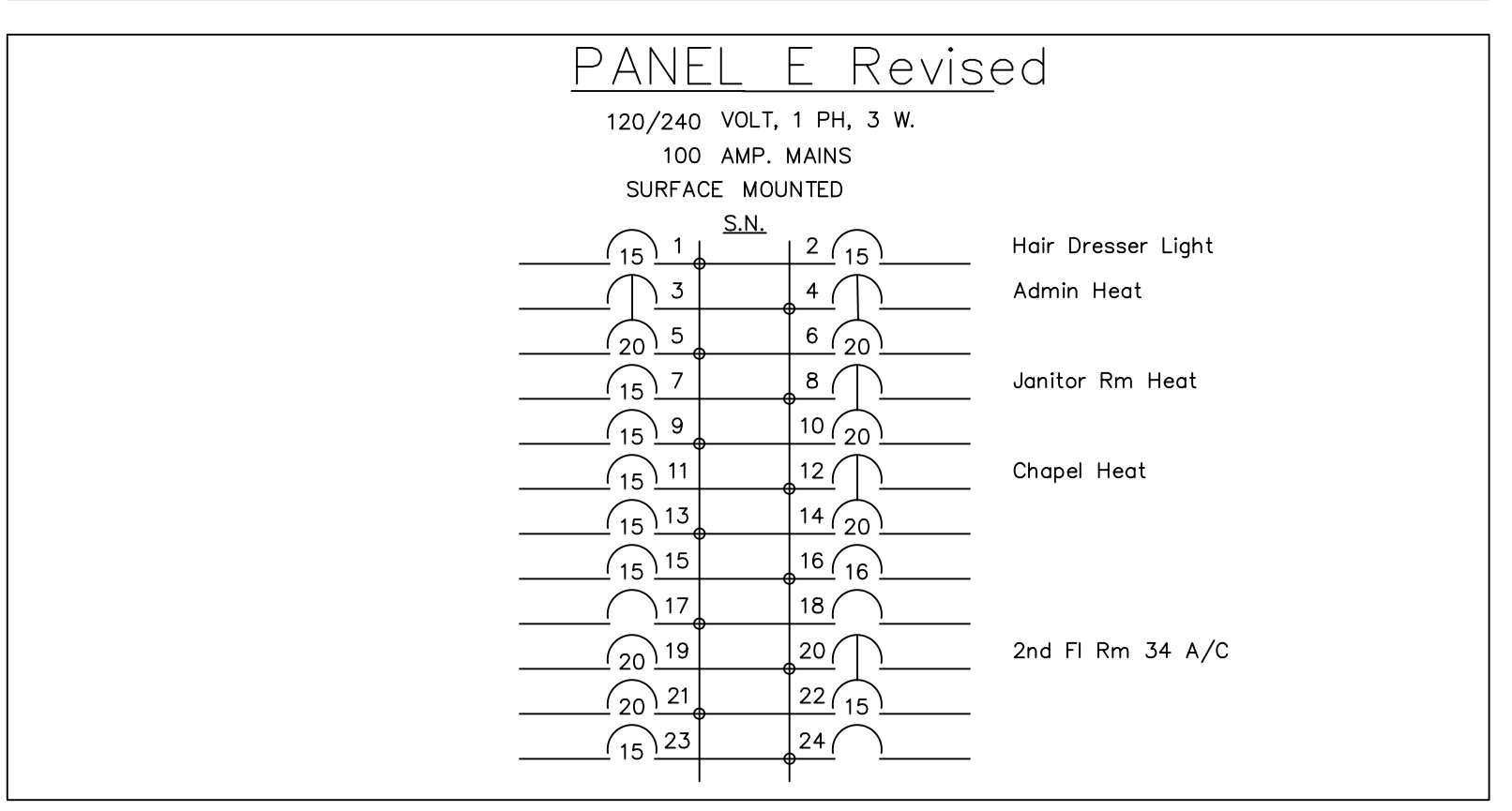
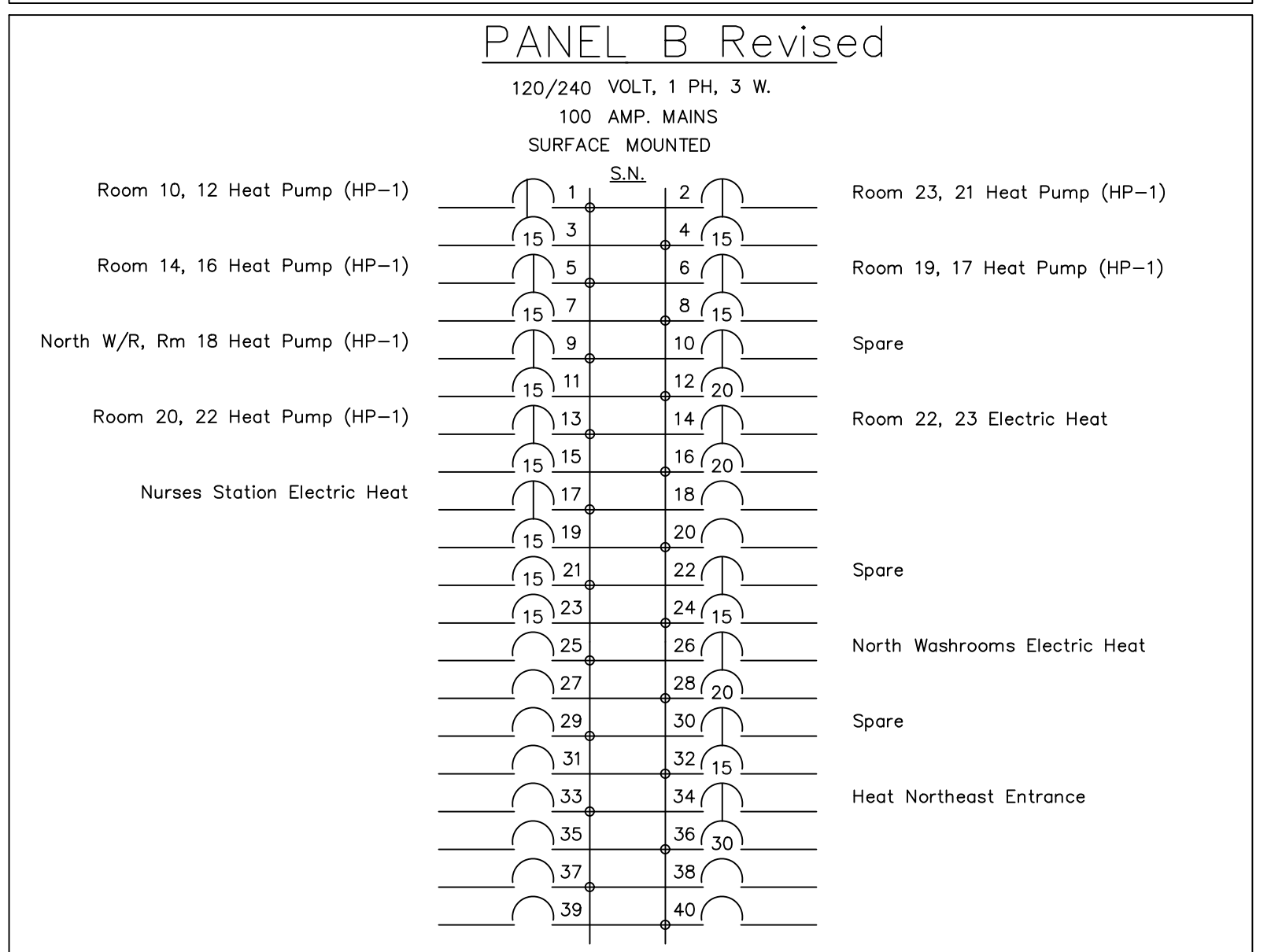
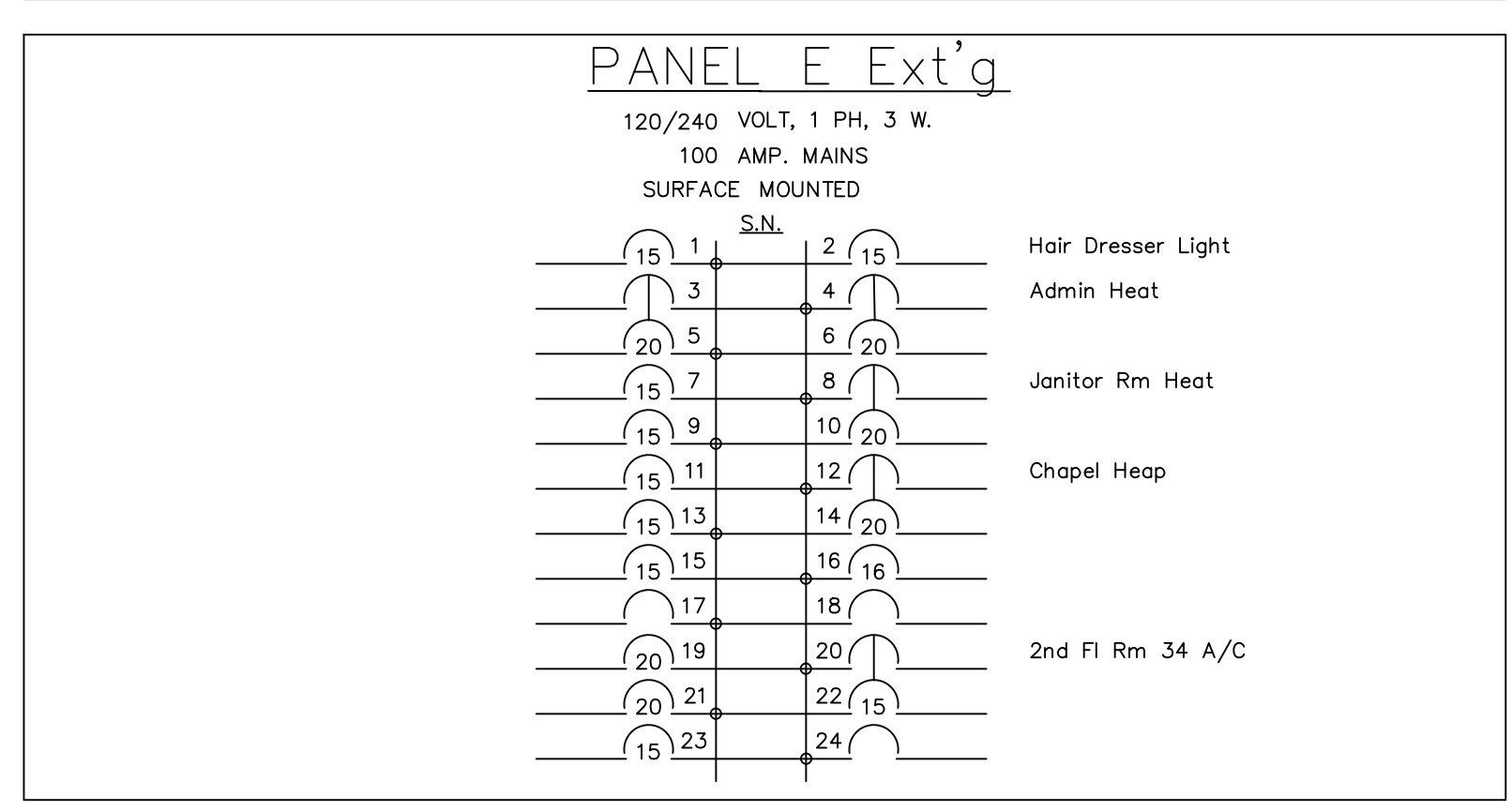
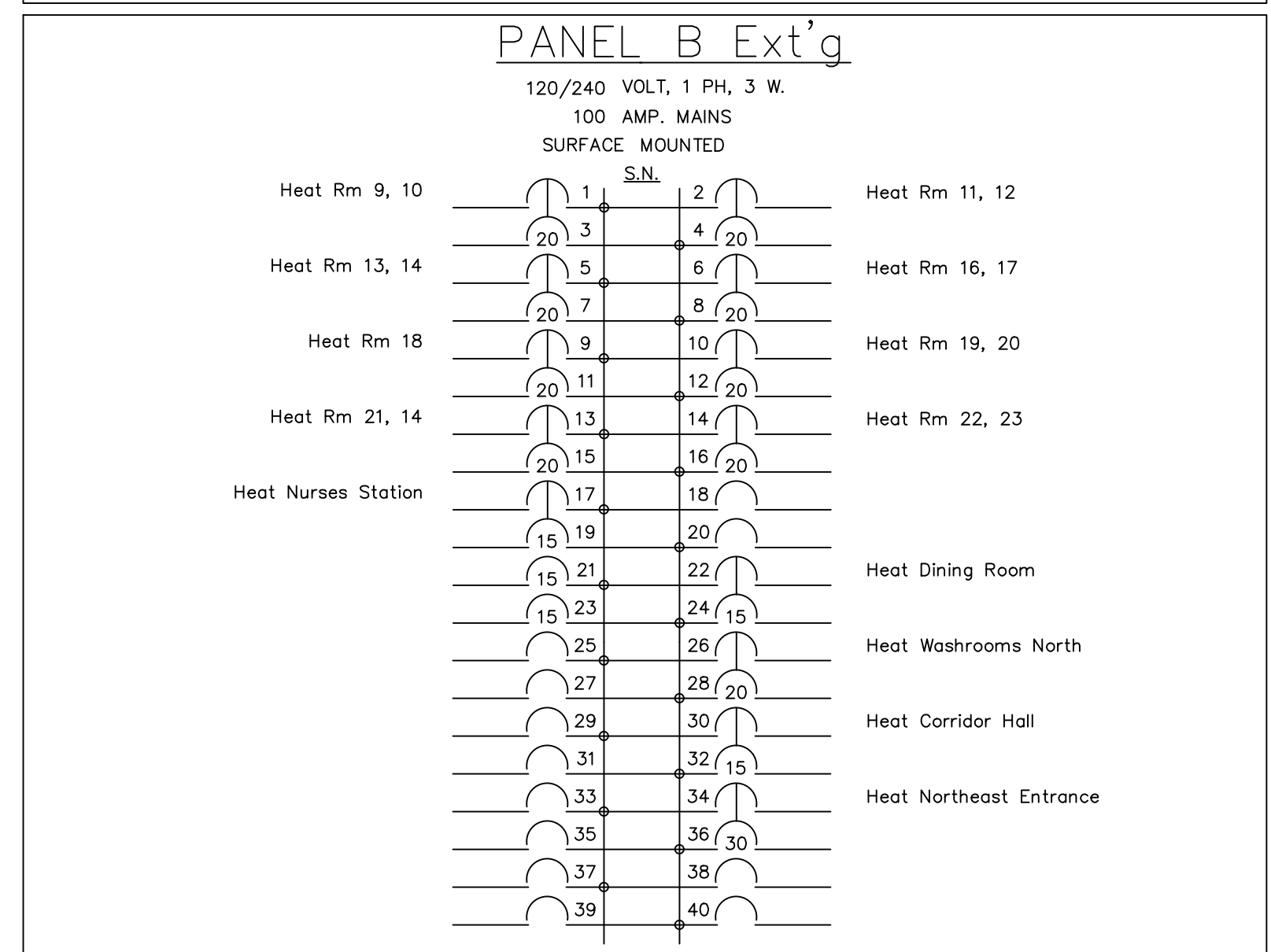
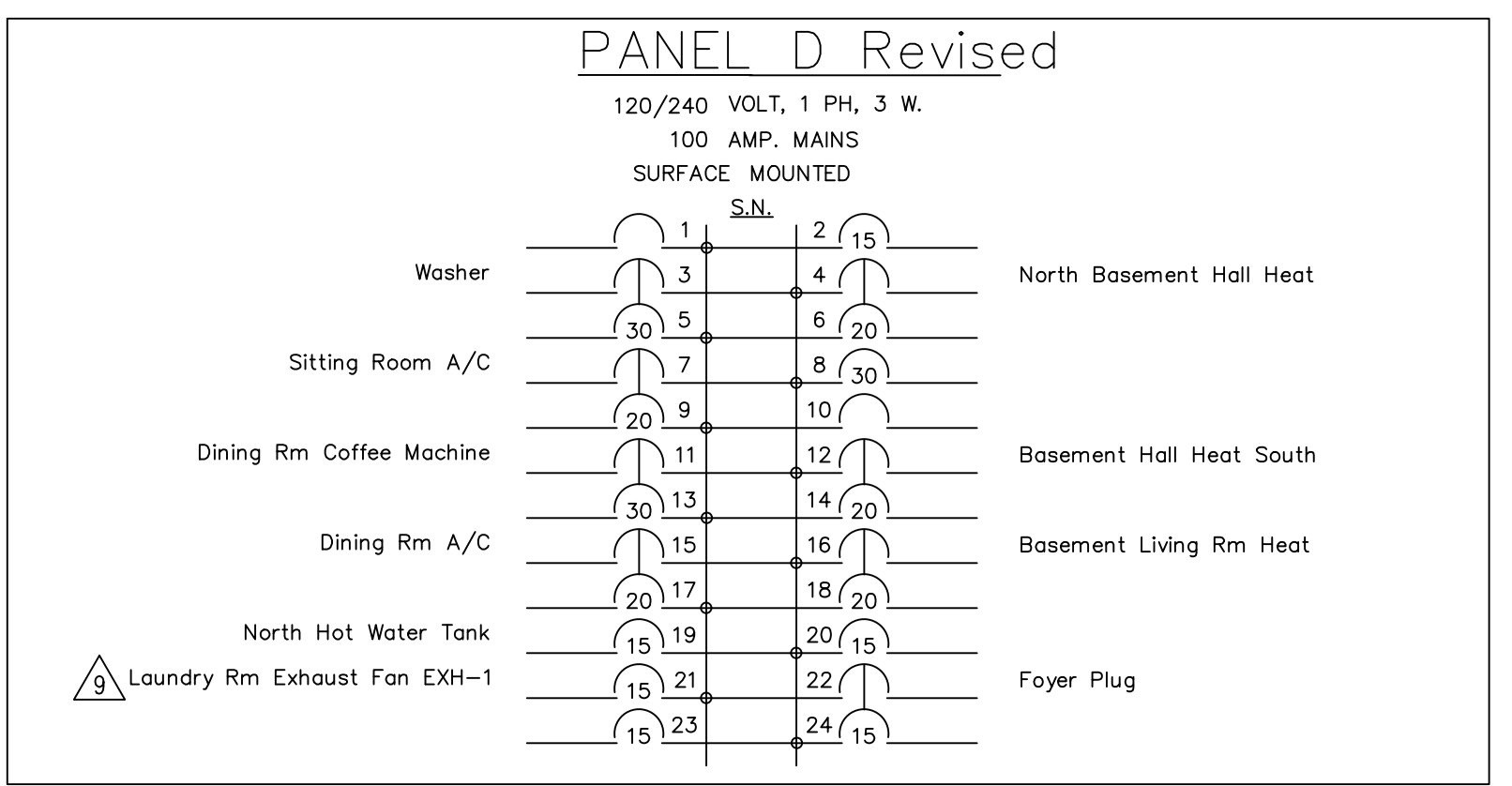
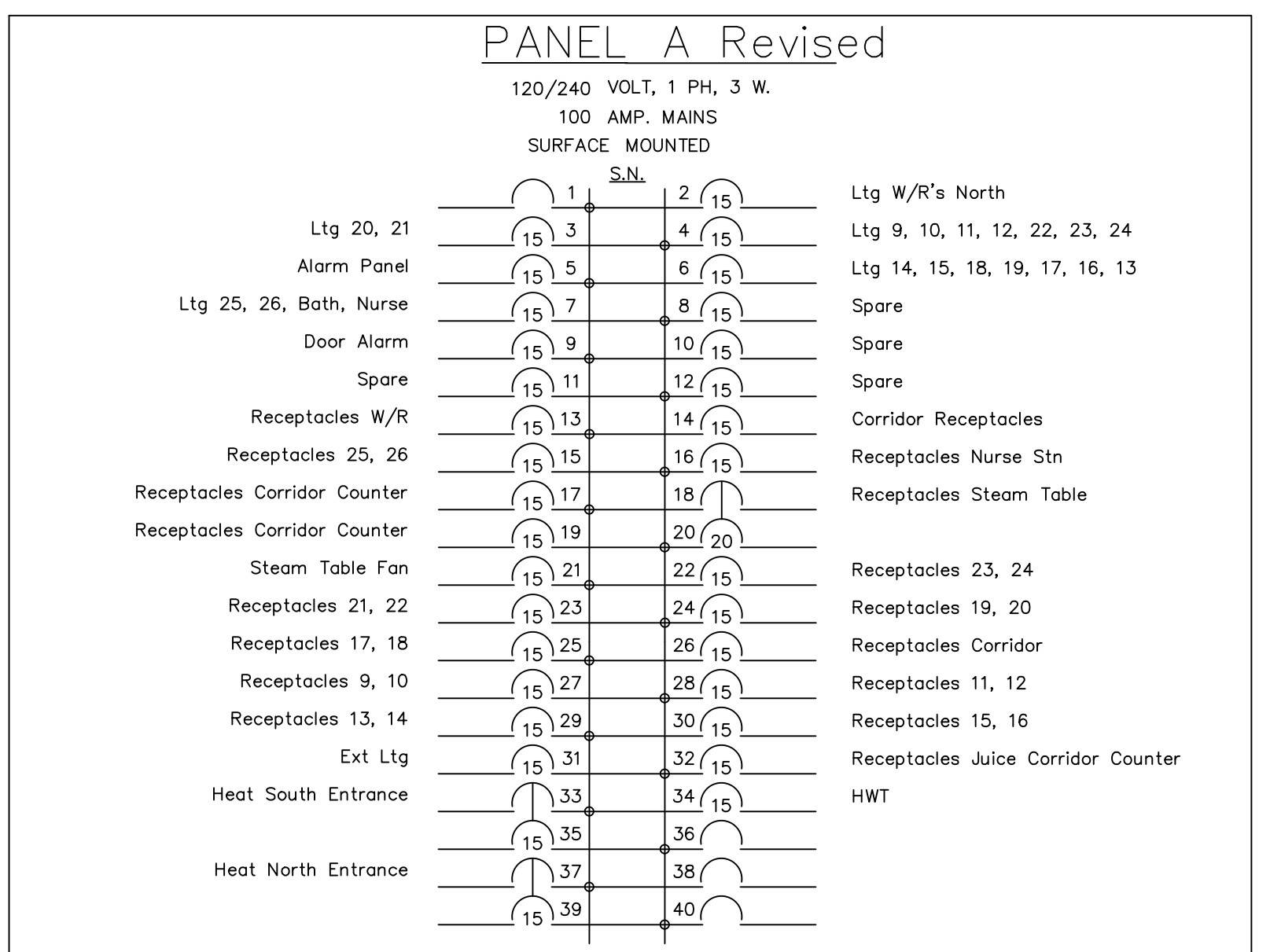
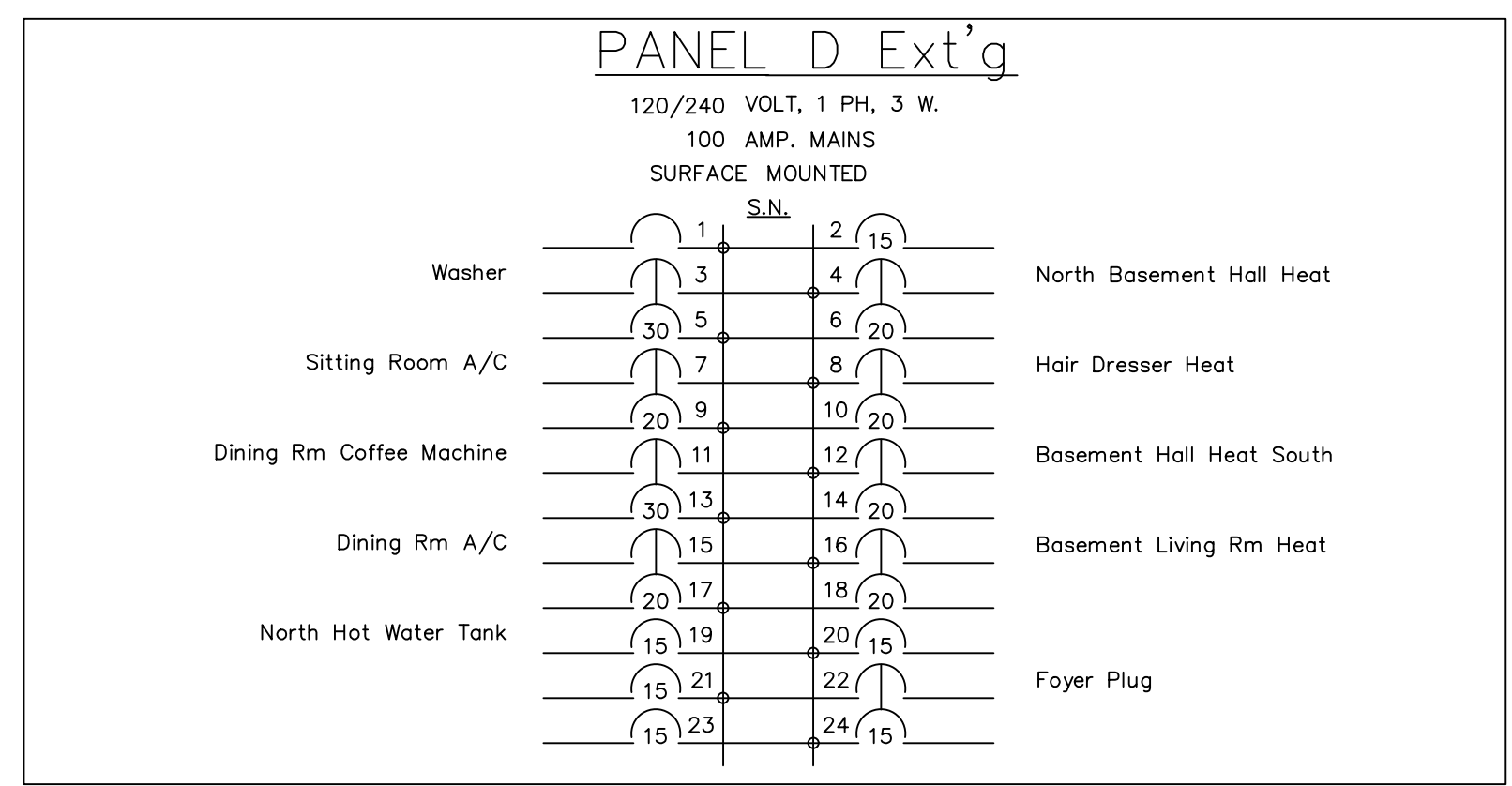
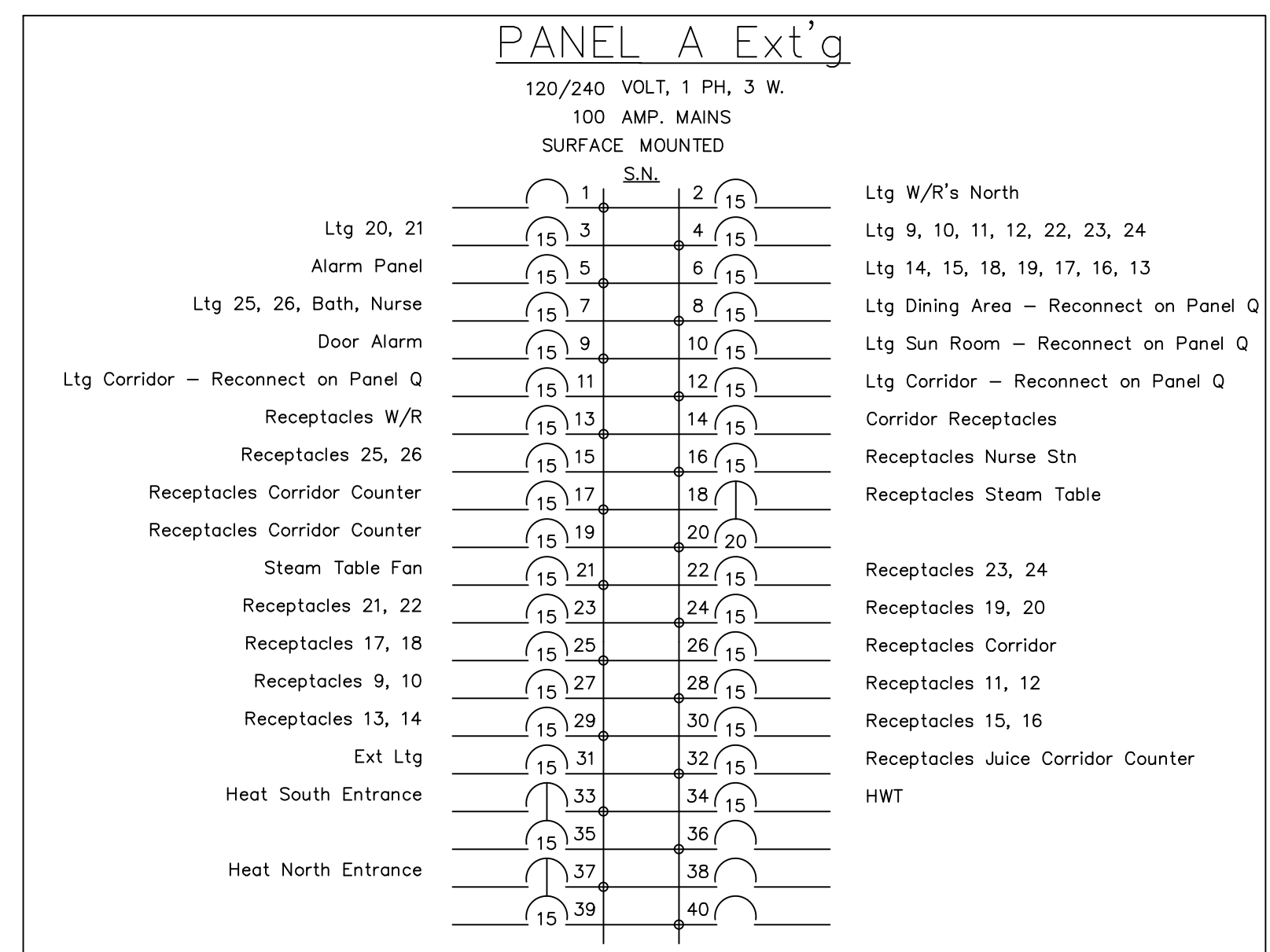
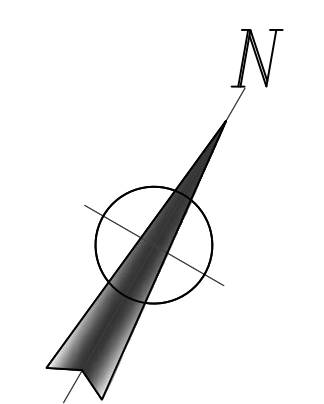
USE OF THESE DRAWINGS IS RESTRICTED SOLELY TO THE CONSTRUCTION FOR WHICH THEY WERE DEVELOPED. BEKOLAY AND ASSOCIATES LTD. ASSUME NO RESPONSIBILITY FOR ANY SUBSEQUENT USE. DO NOT SCALE THE DRAWINGS BUT RESPECT ANY DIMENSIONS SPECIFICALLY IDENTIFIED IN NOTES OR TEXT. ALL CONTRACTORS MUST VISIT THE SITE AND ARE RESPONSIBLE FOR VERIFYING ANY AND ALL DIMENSIONS THAT RELATE TO THEIR WORK. REPORT ANY DISCREPANCIES IMMEDIATELY TO THE CONSULTANT.

WOODMAN ARCHITECT ASSOCIATES LTD.
 1750 COURTWOOD CRESCENT, OTTAWA, ONTARIO, CANADA K2C 2B5
 TEL: 613 228 9650 • FAX: 613 228 9648 • mail@woodmanarchitect.com

BEKOLAY & Associates. Ltd.
 Consulting Engineers
 260-107 HOCKWORTH DR., OTTAWA
 ON K1S 2S4 (NORTH OF 275 ST) 4668
 email: jbe@bekolay.com
 10-Feb-16

PROJECT: Long Sault Villa
 53 Long Sault Dr. Long Sault, On
 DRAWING: Extension Roof
 Power & Fire

	DATE:	SCALE:
	10-Feb-16	AS SHOWN
	DRAWN BY:	DESIGNED BY:
	EHK	CLW
JOB NO.:	CHECKED BY:	
2014-03	CLW	
DRAWING NO.:		
	E-10 of 12	



NO.	REVISIONS	DATE
11.		
10.		
9.	RE-ISSUED FOR PRICING & CONSTRUCTION	Feb 10, 2016
8.	ISSUED FOR SERVICE CHANGE TO 600V & STANDBY POWER SYSTEM ADDITION	Jan 23, 2016
7.	ISSUED FOR CONSTRUCTION	Nov 20, 2015
6.	ISSUED FOR BASEMENT CONSTRUCTION	Nov 06, 2015
5.	RE-ISSUED FOR PERMIT	Aug 21, 2015
4.	ISSUED FOR PRICING, NOT CONSTRUCTION	May 08, 2015
3.	ISSUED FOR PERMIT, NEW BUILDING	Dec 18, 2014
2.	ISSUED FOR CLIENT REVIEW	Dec 15, 2014
1.	ISSUED FOR COORDINATION	Dec 12, 2014

USE OF THESE DRAWINGS IS RESTRICTED SOLELY TO THE CONSTRUCTION FOR WHICH THEY WERE DEVELOPED. BEKOLAY AND ASSOCIATES LTD. ASSUME NO RESPONSIBILITY FOR ANY SUBSEQUENT USE. DO NOT SCALE THE DRAWINGS BUT RESPECT ANY DIMENSIONS SPECIFICALLY IDENTIFIED IN NOTES OR TEXT. ALL CONTRACTORS MUST VISIT THE SITE AND ARE RESPONSIBLE FOR VERIFYING ANY AND ALL DIMENSIONS THAT RELATE TO THEIR WORK. REPORT ANY DISCREPANCIES IMMEDIATELY TO THE CONSULTANT.

WOODMAN ARCHITECT & ASSOCIATES LTD.
1750 COURTWOOD CRESCENT, OTTAWA, ONTARIO, CANADA K2C 2B5
TEL: 613 228 9650 - FAX: 613 228 9648 - mailto:woodmanarchitect.com

BEKOLAY & Associates. Ltd.
Consulting Engineers
200 WEST HOCKWOLD DR., OTTAWA, ON N2J 2S4
TEL: 613 735 0888
www.bekolay.com

PROJECT: Long Sault Villa
53 Long Sault Dr. Long Sault, On
DRAWING: Existing/Updated Panel Schedules

DATE: 10-Feb-16 SCALE: AS SHOWN
DESIGNED BY: EHK DESIGNED BY: CLW
JOB NO.: 2014-03 CHECKED BY: CLW
DRAWING NO.: 10-Feb-16
E-11 of 12

