



TAL-CO SUPPLEMENTAL INSTRUCTION #03			
Project Name:	RW TOMLINSON - NEW HEAD OFFICE		
Project Location:	100 Nortel Drive, Ottawa, Ontario		
ARCH. SI #:	N/A	Issued By:	Chris Simpson
STRUC. SI #:	SSI #3	Date Issued:	September 23, 2016
MECH. SI #:	N/A	Revision #:	N/A
ELEC. SI #:	N/A	Revision Date:	N/A

Supplemental Instructions are issued by the Construction Manager to record a clarification or revision to the previously issued Contact Documentation as reflected by the attached information prepared by the identified Professionals.

The Construction Manager shall review the Supplemental Instruction and the attached information and issue to the affected Trade Contractors identifying the following course of action by the Trade Contractor.

Notify Tal-Co within 5 days of receipt, if the attached documents will require a change to Contract Price or Schedule.

**Title:** Structural Reinforcing for Architectural Feature walls at building entrances.

**Reference:** Structural and Architectural Drawings

**Attachments:** SSI #3

**Description of the Work:** Supply and install reinforcing steel for feature walls not previously shown on structural drawings.

**Reason:** Feature walls were originally designed as fibre cement board on steel stud framing, have been revised to cast in place concrete.

# STRUCTURAL SITE INSTRUCTION



Cleland Jardine Engineering Ltd., 580 Terry Fox Drive, Suite 200, Kanata, Ontario, K2L 4B9, FAX (613) 591-1703, Tel. (613) 591-1533

**TO:** TALCO Building Innovations **DATE:** September 08, 2016

**ATTENTION:** Chris Simpson **EMAIL:** csimpson@tal-co.com

**PROJECT:** Tomlinson – New Building **PROJECT No.:** 15-0179

**ISSUED BY:** Brian Johnson, P. Eng. BDS **PAGES (Incl this one):** 3


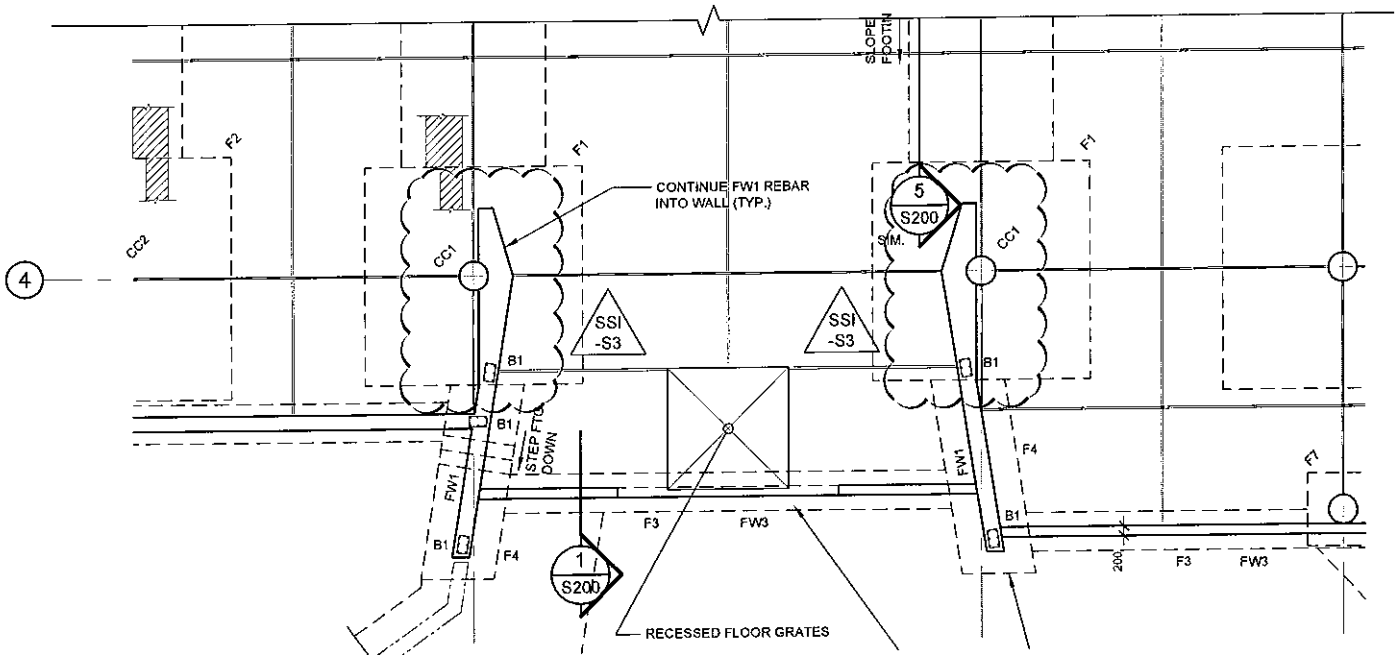
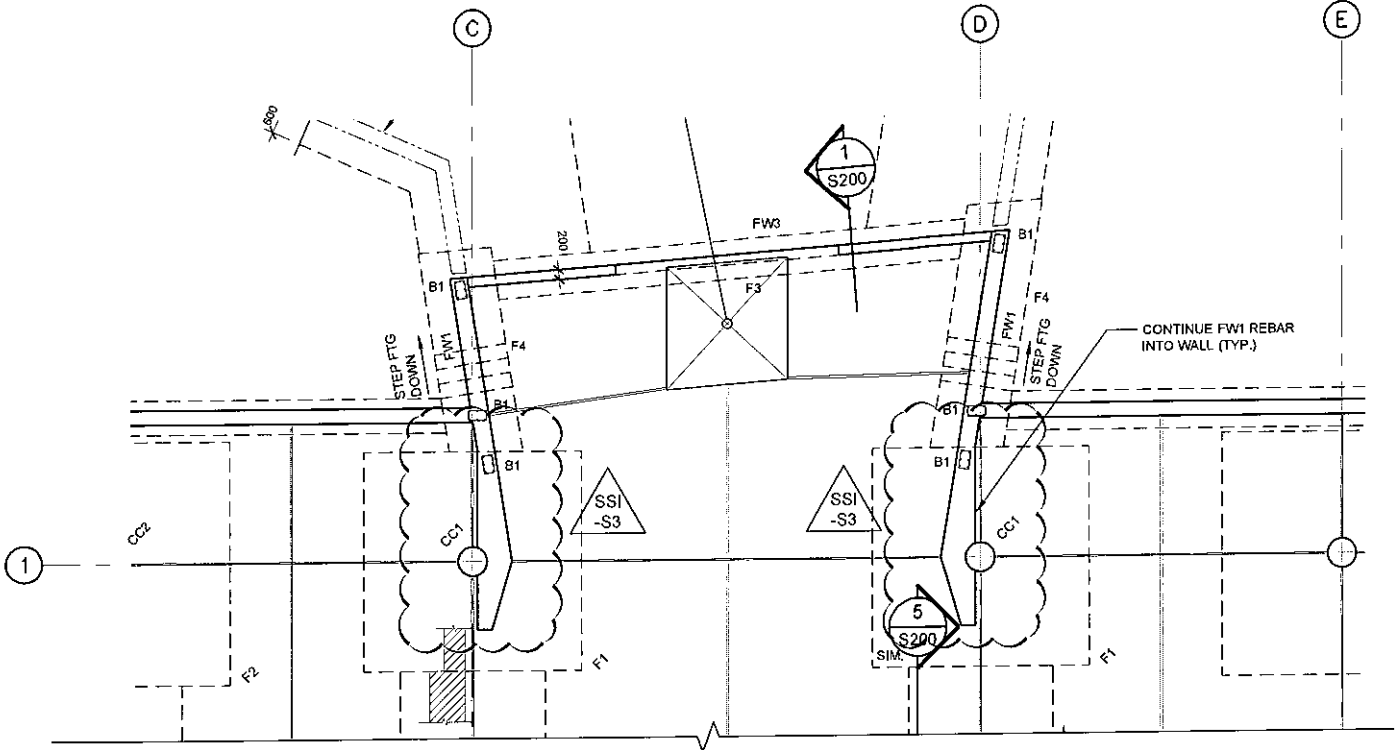
**STRUCTURAL SITE INSTRUCTION No.:** 003

**Affected Drawings:** S100, S100R1, S101, S101R1, S101R2

**References:** Owner decision on final composition of the wing walls that enter into the building at Grids C & D on the East and West sides of the tower.

**Information to be Clarified:** Reinforcing Steel and concrete extents of walls.

Updated the wall reinforcing and concrete extents of the FW1 walls as per the attached sketches SSI-S3-SK1 & SK2.



**CLELAND  
JARDINE**  
ENGINEERING LTD

200-580 TERRY FOX DR.  
KANATA, ON K2L 4B9  
(613) 591-1533


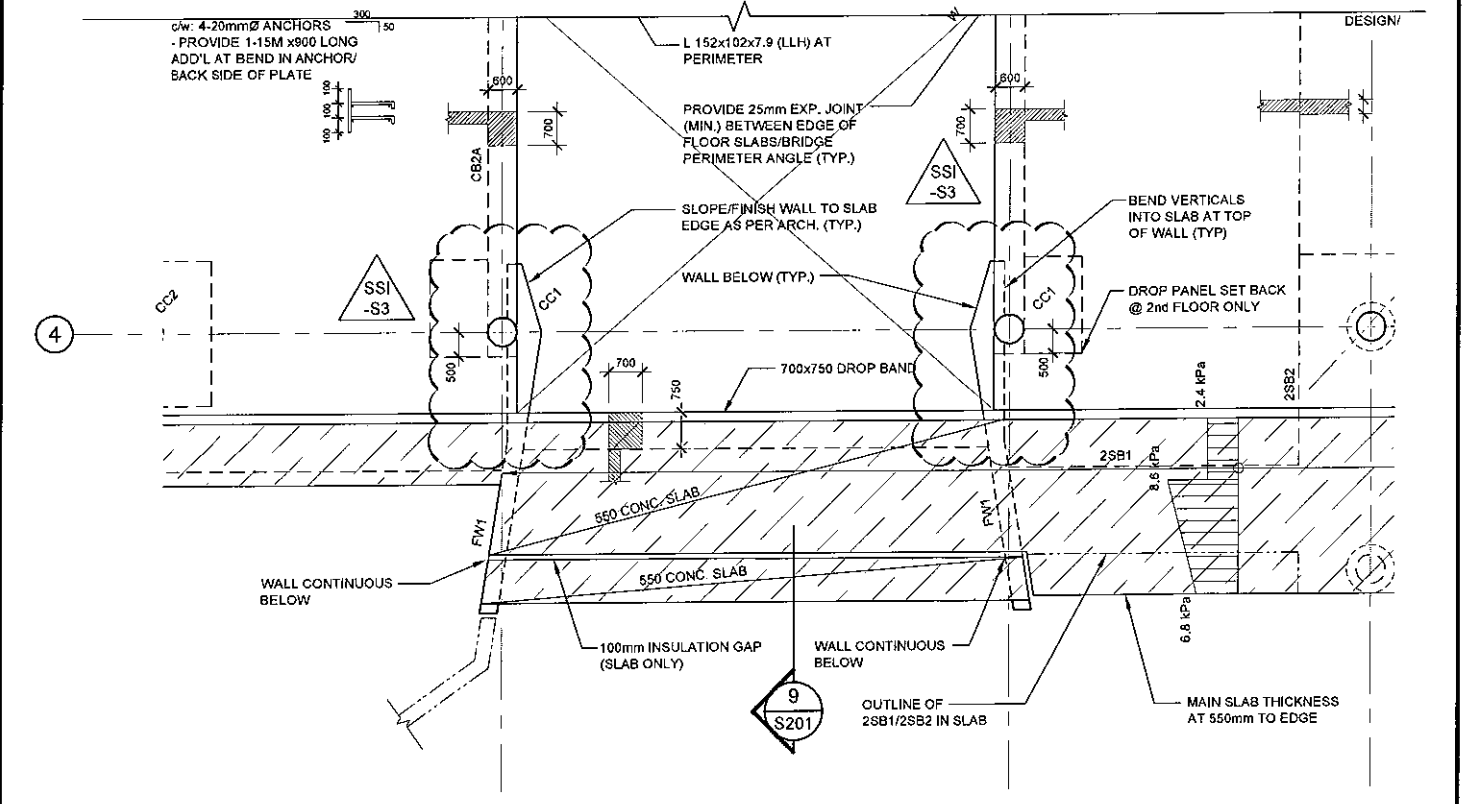
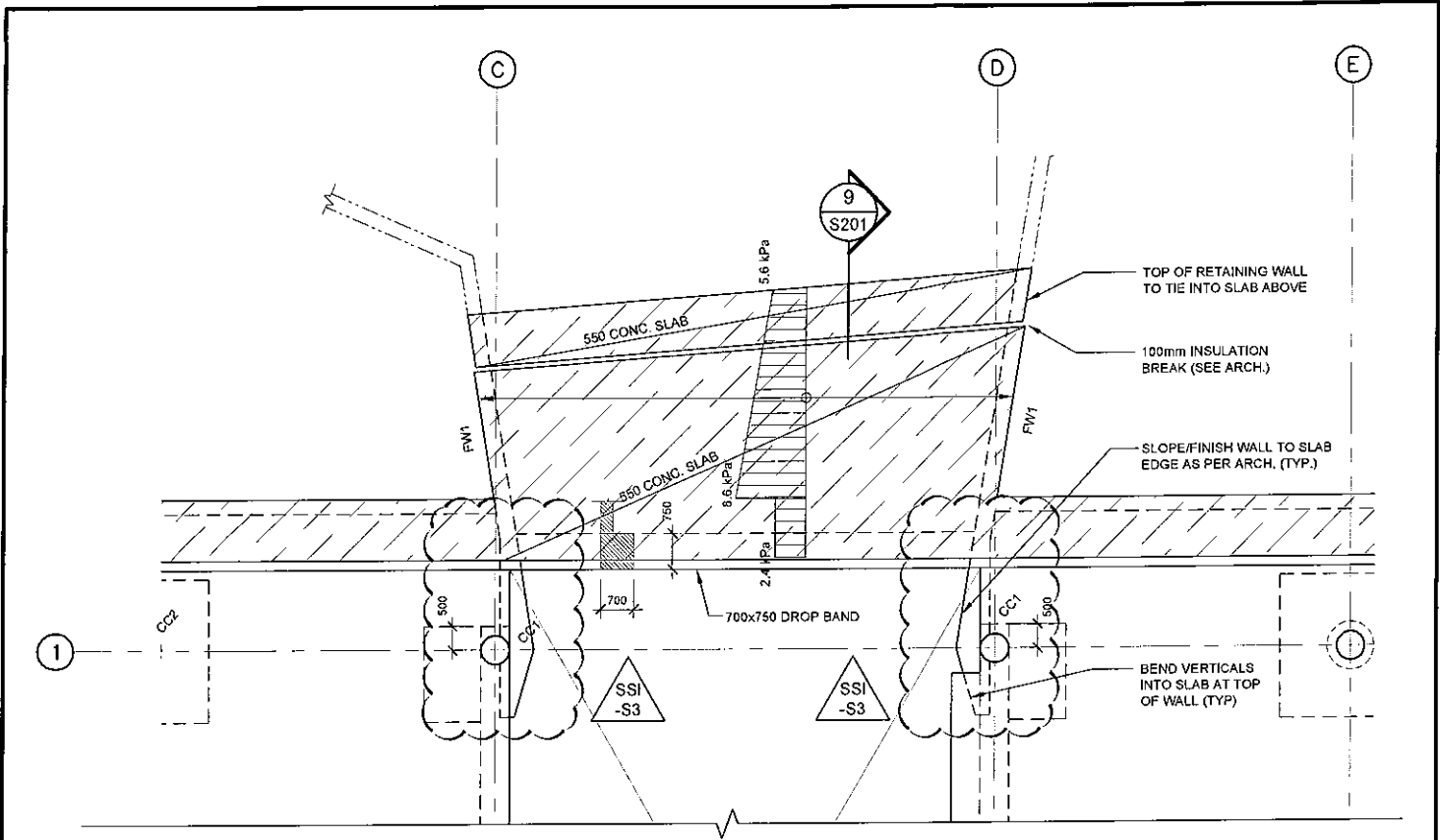
PROJECT  
**TOMLINSON NEW BUILDING**

DRAWING  
**PARTIAL FOUNDATION/GROUND FLOOR  
PLAN: REVISED ENTRANCE WALLS**

DRAWN: S. HAGEN  
DESIGNED: B. JOHNSON  
DATE: SEP 6/16  
SCALE: N.T.S.  
PROJECT No: 15-0179

DRAWING No.

**SSI-S3  
SK1**



**CLELAND  
JARDINE**  
ENGINEERING LTD

200-580 TERRY FOX DR.  
KAMIA, ONT. M2L 4B9  
(416) 591-1533

PROJECT  
TOMLINSON NEW BUILDING

DRAWING  
PARTIAL SECOND FLOOR PLAN  
REVISED ENTRANCE WALLS

DRAWN: S. HAGEN  
DESIGNED: B. JOHNSON  
DATE: SEP 6/16  
SCALE: N.T.S.  
PROJECT No: 15-0179

DRAWING No.

**SSI-S3  
SK2**