



TAL-CO SUPPLEMENTAL INSTRUCTION #06			
Project Name:	RW TOMLINSON - NEW HEAD OFFICE		
Project Location:	100 Nortel Drive, Ottawa, Ontario		
ARCH. SI #:	N/A	Issued By:	Chris Simpson
STRUC. SI #:	SSI #4	Date Issued:	September 28, 2016
MECH. SI #:	N/A	Revision #:	N/A
ELEC. SI #:	N/A	Revision Date:	N/A

Supplemental Instructions are issued by the Construction Manager to record a clarification or revision to the previously issued Contact Documentation as reflected by the attached information prepared by the identified Professionals.

The Construction Manager shall review the Supplemental Instruction and the attached information and issue to the affected Trade Contractors identifying the following course of action by the Trade Contractor.

Notify Tal-Co within 5 days of receipt, if the attached documents will require a change to Contract Price or Schedule.

Title: Revision to concrete beam schedule

Reference: Structural Drawings (S-006)

Attachments: SSI #4

Description of the Work: Clarification of Beam Dimensions

Reason: Discrepancy between beam schedule and details

STRUCTURAL SITE INSTRUCTION



Cleland Jardine Engineering Ltd., 580 Terry Fox Drive, Suite 200, Kanata, Ontario, K2L 4B9, FAX (613) 591-1703, Tel. (613) 591-1533

TO: TALCO Building Innovations DATE: September 19, 2016

ATTENTION: Chris Simpson EMAIL: csimpson@tal-co.com

PROJECT: Tomlinson – New Building PROJECT No.: 15-0179

ISSUED BY: Brian Johnson, P. Eng. BDS PAGES (Incl this one): 2

STRUCTURAL SITE INSTRUCTION No.: 004

Affected Drawings: S006

References: Discrepancy between beam schedule notes and dimensions on details.

Information to be Clarified:

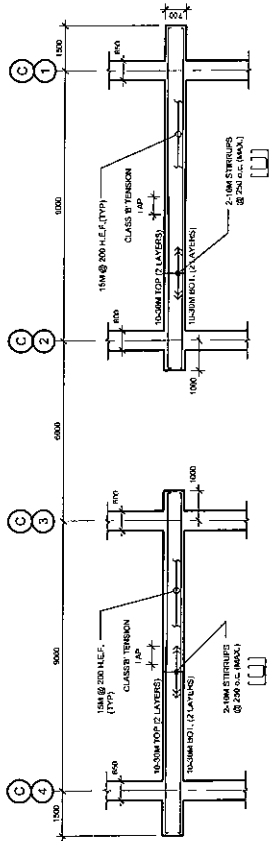
Revise the beam schedule dimension note title to read H x W not W x H to match the detailing of the beams in the schedule.

CONCRETE BEAM SCHEDULE (H x W)

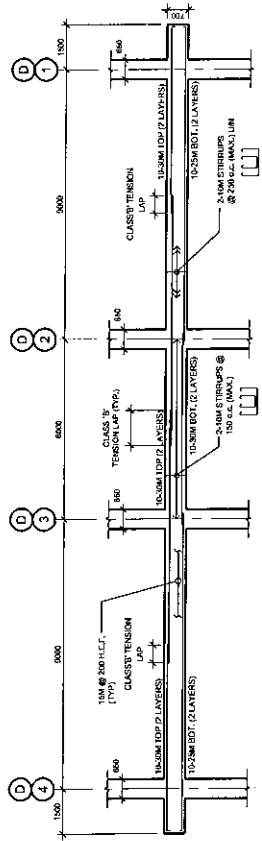


LEVEL 4

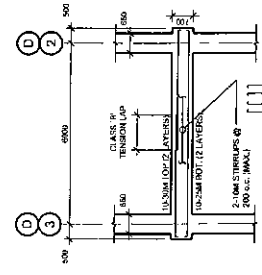
LEVEL 3



ELEVATION: CB3A: 700x600
SCALE: N.T.S. (GRID C)



ELEVATION: CB3B: 700x600
SCALE: N.T.S. (GRID D)



ELEVATION: CB4A: 700x600
SCALE: N.T.S. (GRID D)

	PROJECT TOMLINSON NEW BUILDING		DRAWING No. SSI-S4
	DRAWING SK1		
(613) 591-1533 200-580 FERRY FOX DR. KANATA, ON K2L 4B9	DRAWING CONCRETE BEAM SCHEDULE (REF. DRAWING S006)		DRAWN: S. HAGEN
	APPROVED: B. JOHNSON		APPROVED: B. JOHNSON
	DATE: SEP 19/16		DATE: SEP 19/16
	SCALE: N.T.S.		SCALE: N.T.S.
PROJECT No: 15-0179		PROJECT No: 15-0179	