



TAL-CO SUPPLEMENTAL INSTRUCTION #10			
Project Name:	RW TOMLINSON - NEW HEAD OFFICE		
Project Location:	100 Nortel Drive, Ottawa, Ontario		
ARCH. SI #:	ASK-4	Issued By:	Chris Simpson
STRUC. SI #:	SSI #008	Date Issued:	October 12, 2016
MECH. SI #:	N/A	Revision #:	N/A
ELEC. SI #:	N/A	Revision Date:	N/A

Supplemental Instructions are issued by the Construction Manager to record a clarification or revision to the previously issued Contact Documentation as reflected by the attached information prepared by the identified Professionals.

The Construction Manager shall review the Supplemental Instruction and the attached information and issue to the affected Trade Contractors identifying the following course of action by the Trade Contractor.

Notify Tal-Co within 5 days of receipt, if the attached documents will require a change to Contract Price or Schedule.

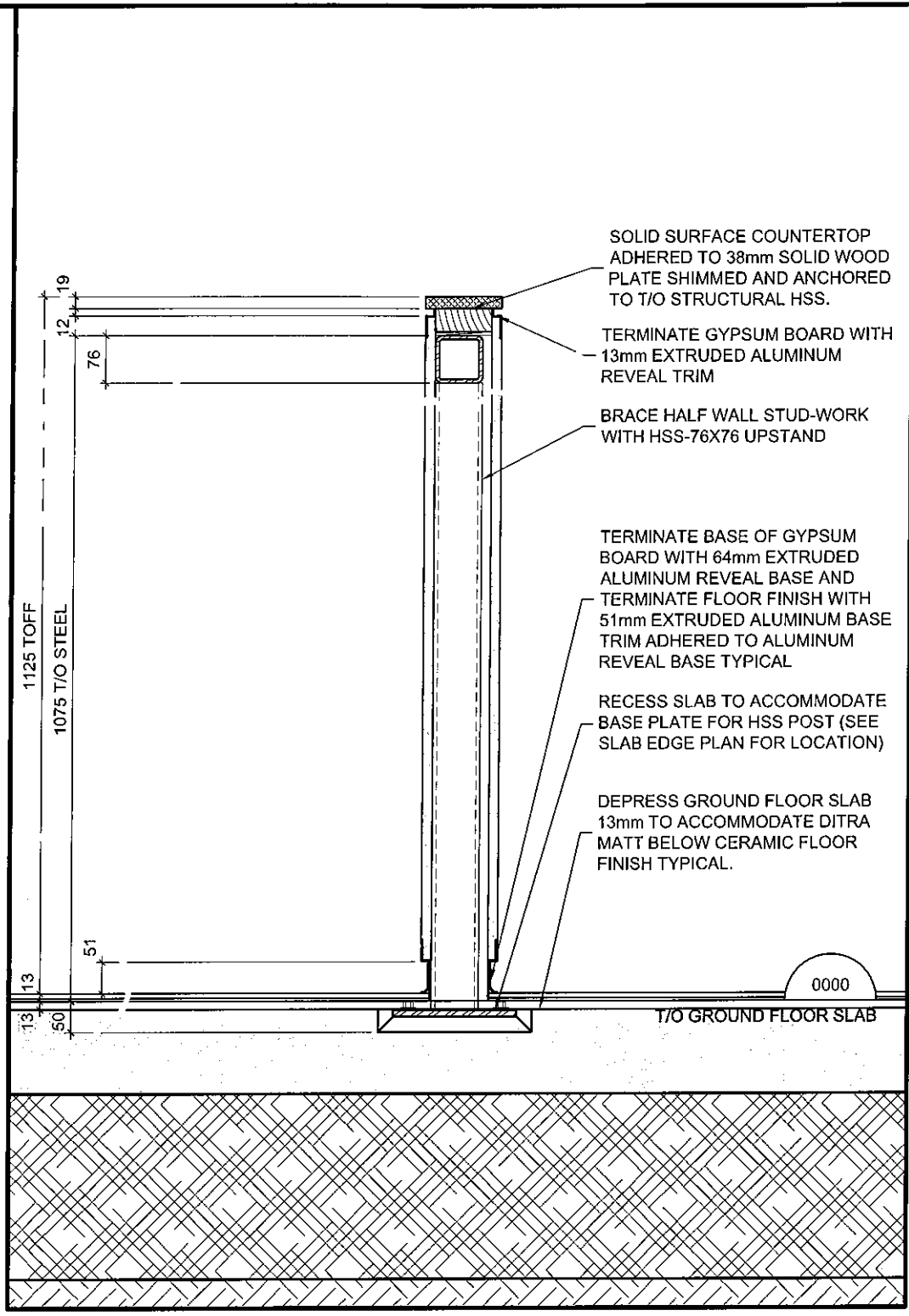
Title: Typical Half Wall/ Millwork Support Detail

Reference: S-004, Detail 12/ A-604, Architectural Slab Edge Plans

Attachments: ASK-4, SSI -008/ SSI-S8 SK1

Description of the Work: Provide steel support structures as per attached for free standing millwork/ half walls (located in ground floor cafeteria/ 2nd, 3rd, 4th, floor staff kitchens). Recess floor to accept base plates in these locations (see slab edge drawings for locations).


Reason: Structural support required for half walls, kitchen islands. Base plates recessed to conceal plate and anchors.



12 TYPICAL HALF WALL DETAIL
 A604 SCALE = 1:10



THE ANNEX #400 CLEGG ST. OTTAWA ON K3R 1S5
 613-567-7668 PHONE / 613-567-7528 FAX
 csarchitect.com



PROJECT:	TOMLINSON NEW BUILDING
DRAWING TITLE:	REFERENCE AS NOTED

DATE:	2016/10/03
SCALE:	1:10
DRAWN BY:	JK
JOB No:	574-15
DRAWING No:	ASK-4

STRUCTURAL SITE INSTRUCTION



Cleland Jardine Engineering Ltd., 580 Terry Fox Drive, Suite 200, Kanata, Ontario, K2L 4B9, FAX (613) 591-1703, Tel. (613) 591-1533

TO: TALCO Building Innovations DATE: October 03, 2016

ATTENTION: Chris Simpson EMAIL: csimpson@tal-co.com

PROJECT: Tomlinson – New Building PROJECT No.: 15-0179

ISSUED BY: Nas Torabi PAGES (Incl this one): 2

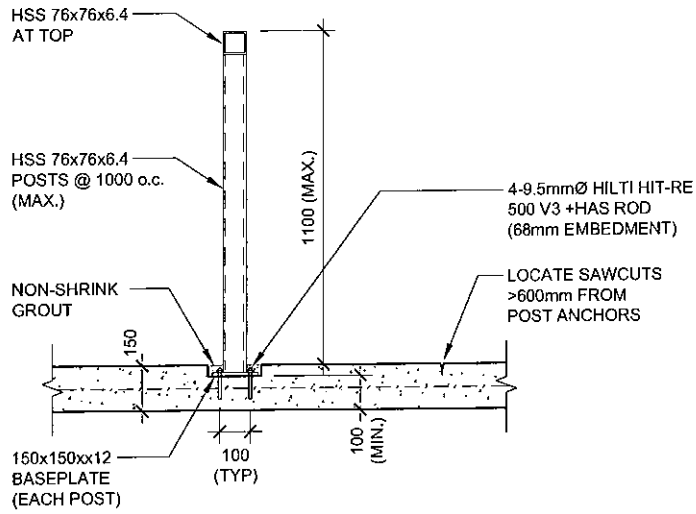
STRUCTURAL SITE INSTRUCTION No.: 008

Affected Drawings: S004


References: Architectural drawings for partitions 12-A604.

Information to be Clarified:

Provide steel in mid-height partitions as per the attached sketch SSI-S8-SK1.



S DETAIL: HALF WALL PARTITION SUPPORTS
S004 SCALE: N.T.S.



**CLELAND
 JARDINE**
 ENGINEERING LTD

200-560 TERRY FOX DR.
 KANATA, ON K2L 4B9
 (613) 591-1533

PROJECT
 TOMLINSON NEW BUILDING

DRAWING
 DETAIL: HALF WALL PARTITION
 SUPPORTS (REF. DRAWING S004)

DRAWN:	S. HAGEN
DESIGNED:	B. JOHNSON
DATE:	16/09/27
SCALE:	N.T.S.
PROJECT No:	15-0179

DRAWING No.

**SSI-S8
 SK-1**