

ISSUED FOR BUILDING PERMIT

JULY 25, 2017



ARCHITECTURAL DRAWINGS

HOBIN ARCHITECTURE

- A0.01 CODE MATRIX
- D1.01 DEMOLITION PLAN
- A1.00 SITEPLAN
- A1.01 STANDARD NOTES & WALL ASSEMBLIES
- A2.01 FLOOR PLAN - FOUNDATION
- A2.02 FLOOR PLAN - GROUND FLOOR
- A2.03 FLOOR PLAN - ROOF PLAN
- A2.04 REFLECTED CEILING PLAN - GROUND
- A3.01 ELEVATIONS - SOUTH & EAST
- A3.02 ELEVATIONS - NORTH & WEST
- A3.03 ELEVATIONS - WINDOW ELEVATIONS
- A4.01 SECTIONS - WEST - EAST SECTION
- A4.02 SECTIONS - CROSS SECTIONS
- A5.01 SECTIONS DETAILS
- A6.01 PLAN DETAILS
- A8.01 ROOM FINISHES
- A8.02 INTERIOR ELEVATIONS/MILLWORK
- A8.03 INTERIOR ELEVATIONS/MILLWORK
- A9.01 INTERIOR DOORS & WINDOWS

STRUCTURAL DRAWINGS

CUNLIFFE & ASSOCIATES

- S01 SEISMIC DATA & GENERAL NOTES
- S02 TYPICAL DETAILS
- S100 FLOOR PLANS - FOUNDATION
- S101 FLOOR PLANS - GROUND FLOOR
- S102 FLOOR PLANS - STORAGE ROOM
- S103 FLOOR PLANS - LOW ROOF PLAN
- S104 FLOOR PLANS - HIGH ROOF PLAN
- S200 SECTIONS
- S300 SECTIONS & DETAILS
- S301 SECTIONS & DETAILS
- S302 SECTIONS & DETAILS

MECHANICAL DRAWINGS

BEKOLAY & ASSOCIATES

ELECTRICAL DRAWINGS

BEKOLAY & ASSOCIATES

Hobin Architecture Incorporated 63 Parnilla Street Ottawa, Ontario Canada K1S 3K7 T: 613-238-7200 F: 613-235-2005 E: mail@hobinarc.com hobinarc.com												
NAME OF PROJECT: DOVERCOURT PHASE 2 ADDITION AND RENOVATION												
LOCATION: 411 DOVERCOURT AVE (AT ROOSEVELT AVENUE)												
ONTARIO BUILDING CODE MATRIX				PART 3	PART 4							
1	PROJECT DESCRIPTION	<input type="checkbox"/> NEW <input checked="" type="checkbox"/> ADDITION <input checked="" type="checkbox"/> ALTERATION <input type="checkbox"/> CHANGE OF USE <input checked="" type="checkbox"/> PART 3 <input type="checkbox"/> PART 4 <input type="checkbox"/> PART II		2.1.1 9.10.1.3								
2	MAJOR OCCUPANCY(S)			3.1.2.1.(1)	9.10.2							
3	AREA (m ²)	BUILDING AREA: EXISTING= 1644 sq.m NEW= 254 sq.m TOTAL= 1898 sq.m	GROSS AREA (obc): EXISTING= 2671 sq.m NEW= 254 sq.m TOTAL= 2925 sq.m	1.1.3.2	1.1.3.2							
4	NUMBER OF STOREYS	ABOVE GRADE: 2 storeys	BELOW GRADE: 1 storey	3.2.1.1 & 1.1.3.2	2.1.1.3							
5	HEIGHT OF BUILDING (m)	MAX PARAPET HEIGHT: 7.91m, ASL: 74.75m			2.1.1.3							
6	NUMBER OF STREETS/ ACCESS ROUTES	TWO STREETS: DOVERCOURT (SOUTH), ROOSEVELT (EAST), ACCESS WITHIN 15M OF ENTRANCE		3.2.2.10 & 3.2.5.5								
7	BLDG CLASSIFICATION	3.2.2.6 Group A, Div 2, up to 2 St, Increased Area, Sprinklered		3.2.2.20-83	9.10.4							
8	SPRINKLER SYSTEM PROPOSED	<input checked="" type="checkbox"/> ENTIRE BLDG <input type="checkbox"/> IN LIEU OF ROOF RATING <input type="checkbox"/> BASEMENT ONLY <input checked="" type="checkbox"/> NOT REQUIRED		3.2.2.0-83 3.2.1.5 3.2.2.17	9.10.8							
9	STANDPIPE REQUIRED	<input type="checkbox"/> YES <input checked="" type="checkbox"/> NO		3.2.4								
10	FIRE ALARM REQ'D	<input checked="" type="checkbox"/> YES <input type="checkbox"/> NO		3.2.4	9.10.17.2							
11	WATER SERVICE/ SUPPLY IS ADEQUATE	<input checked="" type="checkbox"/> YES <input type="checkbox"/> NO										
12	HIGH BUILDING	<input type="checkbox"/> YES <input checked="" type="checkbox"/> NO		3.2.6								
13	CONSTRUCTION TYPE	<input type="checkbox"/> PERMITTED CONSTR. <input type="checkbox"/> COMBUSTIBLE <input type="checkbox"/> NON-COMBUSTIBLE <input checked="" type="checkbox"/> BOTH	<input type="checkbox"/> ACTUAL CONSTR. <input type="checkbox"/> COMBUSTIBLE <input checked="" type="checkbox"/> NON-COMBUSTIBLE <input type="checkbox"/> BOTH	3.2.2.20-83	9.10.6							
14	MEZZANINE(S) AREA (m ²)			3.2.1.1.(3-8)	9.10.4.1							
15	OCCUPANT LOAD	BASED ON: <input checked="" type="checkbox"/> m ² /PERSON <input checked="" type="checkbox"/> DESIGN OF BUILDING BASEMENT: 1 person 1ST FLOOR: 258 persons 2ND FLOOR: 281 persons TOTAL: 540 persons		3.1.1.6	9.1.1.3							
16	BARRIER-FREE DESIGN	<input checked="" type="checkbox"/> YES <input type="checkbox"/> NO (EXPLAIN)		3.8	9.5.2							
17	HAZARDOUS SUBSTANCES	<input type="checkbox"/> YES <input checked="" type="checkbox"/> NO		3.3.1.2.(1) & 3.3.1.19.(1)	9.10.1.3							
18	REQUIRED FIRE RESISTANCE RATING (FRR)	HORIZONTAL ASSEMBLIES FLOORS: 0 HRS ROOF: HRS MEZZANINE: HRS	LISTED DESIGN NO. OR DESCRIPTION (56-2) LISTED DESIGN NO. OR DESCRIPTION (56-2)	3.2.2.20-83 3.2.1.4	9.10.8 9.10.9							
19	SPATIAL SEPARATION -- CONSTRUCTION OF EXTERIOR WALLS			3.2.3	9.10.1.4							
		WALL	AREA OF EBF (m ²)	L.D. (m)	L/H OR H/L	PERMITTED MAX. % OF OPENINGS	PROPOSED MAX. % OF OPENINGS	FRR (HOURS)	LISTED DESIGN OR DESCRIPTION	COMB. CONSTR.	COMB. CONSTR. (LOADING)	NON-COMB. CONSTR.
		NORTH	EXISTING							NO	NO	YES
		SOUTH	268 sq.m	13.3m	na	100%	<100%			NO	NO	YES
		EAST	267 sq.m	12.8m	na	100%	<100%			NO	NO	YES
		WEST	EXISTING							NO	NO	YES

Ottawa
 DEPARTMENT OF CORPORATE SERVICES / SERVICES GÉNÉRAUX
 REAL PROPERTY ASSET MANAGEMENT BRANCH /
 DIRECTION DE LA GESTION DES ACTIFS ET DES BIENS IMMOBILIERS
 DESIGN AND CONSTRUCTION DIVISION /
 DIVISION DE LA CONCEPTION ET DE LA CONSTRUCTION
 GREG GEDDES CHIEF CORPORATE SERVICES OFFICER /
 CHEF DES SERVICES GÉNÉRAUX
 S.A. FINNIMORE, O.A.A. DIRECTOR / DIRECTEUR, O.A.O.
 ROBERT VAILLANCOURT, O.A.A. MANAGER / GESTIONNAIRE, O.A.O.
 FOR / POUR




Hobin Architecture Incorporated
 63 Parnilla Street
 Ottawa, Ontario
 Canada K1S 3K7
 T: 613-238-7200
 F: 613-235-2005
 E: mail@hobinarc.com
 hobinarc.com

6			
5			
4			
3			
2	ISSUED FOR PERMIT	20170705	DV
1	ISSUED FOR INFORMATION	20170623	DV
NUMBER	DATE	(MM/DD)	INITIALS
1	20170623	06/23	DV
2	20170705	07/05	DV
DESIGNED BY / CONCEVU PAR	CHECKED BY / VÉRIFIÉ PAR		
DRAWN BY / DESINÉ PAR	SCALE / ÉCHELLE		
DV	1:50		

DETAIL NUMBER	DRAWING TITLE
1	1
SCALE	
SHEET NUMBER	

THIS DRAWING IS THE PROPERTY OF THE CITY OF OTTAWA AND ALL COPYRIGHT IS RESERVED. DIMENSIONS ON DRAWING ARE FOR ESTIMATING PURPOSES ONLY. IT IS THE RESPONSIBILITY OF EACH CONTRACTOR AND SUB-CONTRACTOR OR CONSULTANT TO CHECK AND VERIFY ALL DIMENSIONS AND CONDITIONS ON SITE. NOTIFY OWNER OF ANY ERRORS OR OMISSIONS PRIOR TO COMMENCING THE WORK. DO NOT SCALE THE DRAWINGS.
 CE DESSIN CONSTITUE LA PROPRIÉTÉ DE LA VILLE D'OTTAWA ET TOUT DROIT D'AUTEUR EST RÉSERVÉ. LES DIMENSIONS UTILISÉES SE SONT À DES FINS D'ESTIMATION SEULEMENT. IL INCOMBE À CHAQUE ENTREPRENEUR, SOUS-CONTRACTANT OU CONSULTANT DE VÉRIFIER TOUTES LES DIMENSIONS ET LES CONDITIONS SUR LE CHANTIER. VEUILLEZ INFORMER LE PROPRIÉTAIRE DE TOUTE ERREUR OU OMISSION AVANT D'ENTAMER LES TRAVAUX. NE DRESSEZ PAS LES PLANS À L'ÉCHELLE.

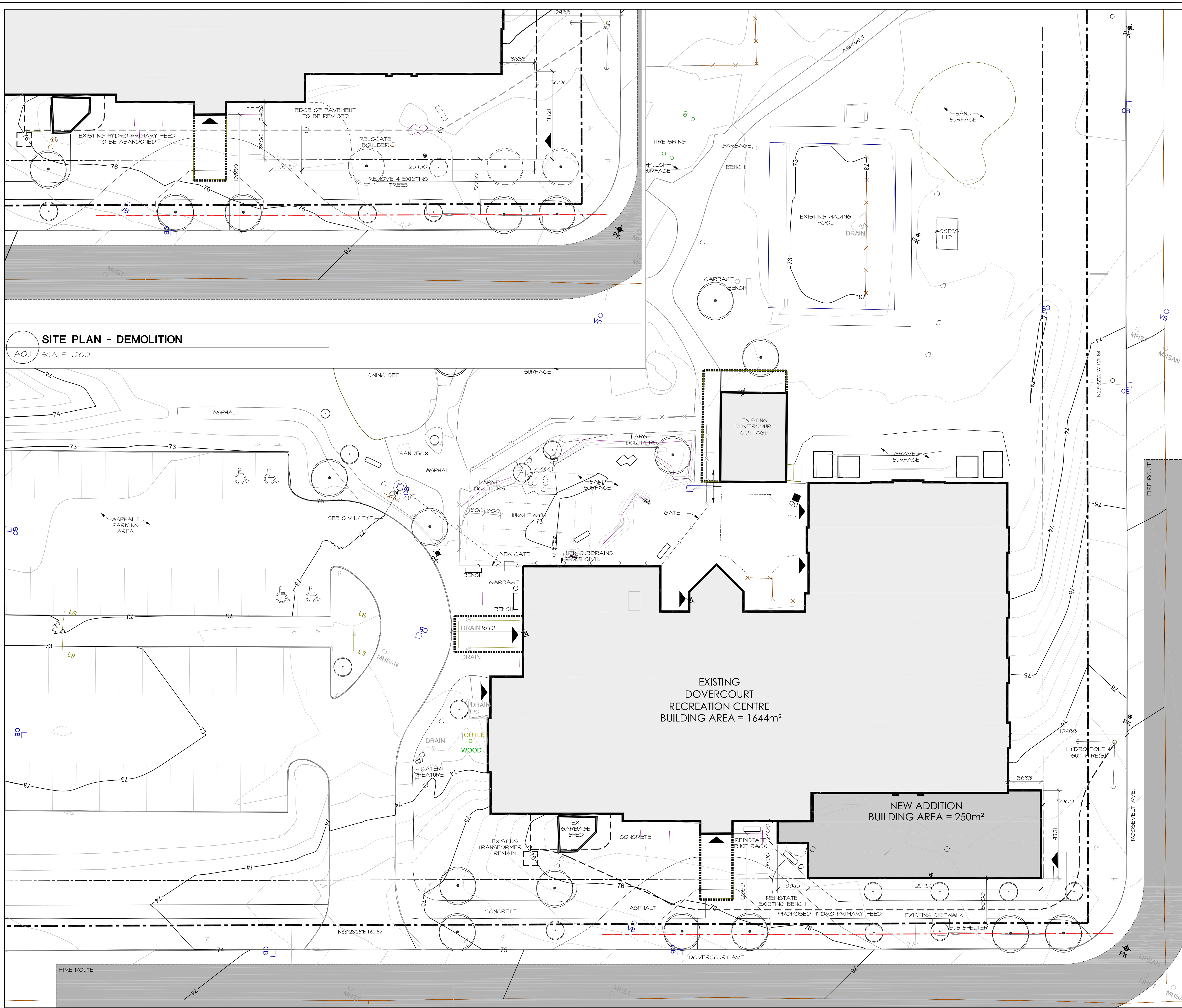


CONSULTANT / EXPERT-CONSEIL

PROJECT / LOCATION / PROJET / ENDROIT
DOVERCOURT
PHASE 2
ADDITION & RENOVATION
 411 DOVERCOURT
 OTTAWA, ONTARIO

DRAWING / DESSIN
DRAWING LIST
BUILDING CODE MATRIX

FACILITY NO. / NO. DE INSTALLATIONS
 SHEET NO. / FEUILLE NO.
A0.01
 1713



Owner
CITY OF OTTAWA, RECREATION AND PARKS
110 Laurier Ave W, Ottawa, Ontario

Operator / Client
DOVERCOURT RECREATION CENTRE
411 Dovercourt Avenue, Ottawa, Ontario
Attn: John Rapp

Architect/Agent
HOBIN ARCHITECTURE INC.
63 Pamilla Street, Ottawa, Ontario
Attn: Doug van den Ham

Geotechnical
GOLDER ASSOCIATES
1931 Robertson Road, Ottawa, Ontario
Attn: Nicolas LeBlanc

Structural
CUNLIFFE & ASSOCIATES ENGINEERING
1737 Woodward Drive, Suite 102, Ottawa, Ontario
Attn: Rick Cunliffe

Mechanical/Electrical
BEKOLAY & ASSOCIATES LTD.
200 - 1827 Woodward Drive, Ottawa, Ontario
Attn: John Bekolay

Surveyor
CITY OF OTTAWA - INFRASTRUCTURE SERVICES
DEPARTMENT
100 Constellation Crescent, Ottawa, Ontario

LEGAL DESCRIPTION:
PART OF LOT 30, CONCESSION 1 (OTTAWA FRONT) AND LOTS 129-134 (ALL INCLUSIVE) & LOTS 149-154 (ALL INCLUSIVE), PART OF LOTS 128 & 148 REGISTERED PLAN 257 AND PART OF COLE AVENUE (CLOSED BY NP64454) REGISTERED PLAN 257

CIVIL ADDRESS:
411 DOVERCOURT AVENUE

ZONING NOTES:
OFFICIAL PLAN DESIGNATION: GENERAL URBAN AREA ZONING - L2 (320) S96 - MAJOR LEISURE FACILITY ZONE ABUTTING: NORTH EAST - R3R SOUTH (DOVERCOURT) - R3S WEST (GOLDEN)- R10

PROJECT STATISTICS

SITE AREA:	20 238 m ²
REQ SETBACKS :	SOUTH: 5.0m (by variance) EAST: 5.0m (by variance)
MAX HEIGHT :	11 m
MAX LOT COVERAGE:	40% (20 238 X 40%= 8 095 m ²)

PARKING REQ: COMMUNITY CENTER (GFA 1081): 4/100 m² = 43.3
RECREATION & ATHLETIC (GFA: 433): 10/100 m² = 43.3

POOL:	4	SPACES
REQUIRED:	91	SPACES
TOTAL PROVIDED:	97	SPACES
SURPLUS:	6	SPACES

EXISTING CENTRE

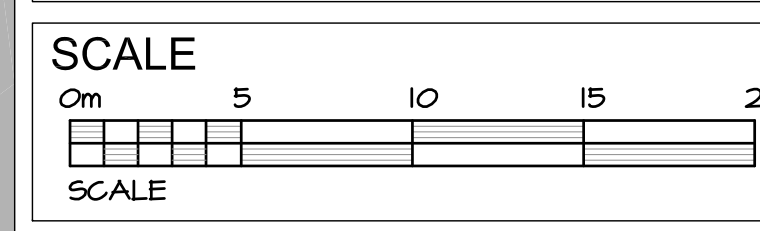
EXISTING FOOTPRINT:	1 644 m ²
EXISTING GROSS FLOOR AREA:	1 520 m ²

PROPOSED ADDITION

NEW FOOTPRINT:	254 m ²
NEW GROSS AREA (ZONING):	161 m ²

TOTAL AREA OF PROPOSED

TOTAL BUILDING AREA:	1 894 m ²
LOT COVERAGE %:	9.35%
TOTAL GROSS AREA (ZONING):	1 681 m ²
LANDSCAPE AREA:	15 497 m ²
PARKING AREA:	2 847 m ²



Ottawa
DEPARTMENT OF CORPORATE SERVICES / SERVICES GÉNÉRAUX
REAL PROPERTY ASSET MANAGEMENT BRANCH /
DIRECTION DE LA GESTION DES ACTIFS ET DES BIENS IMMOBILIERS
DESIGN AND CONSTRUCTION DIVISION /
DIVISION DE LA CONCEPTION ET DE LA CONSTRUCTION

GREG GEDES CHIEF CORPORATE SERVICES OFFICER /
CHEF DES SERVICES GÉNÉRAUX
S.A. FINAMORE, O.A. DIRECTOR / DIRECTEUR, O.A.O.
ROBERT VAILLANCOURT, O.A. MANAGER / GESTIONNAIRE, O.A.O.

FOR / POUR

Dovercourt RECREATION CENTRE

Hobin Architecture Incorporated
63 Pamilla Street
Ottawa, Ontario
Canada K1S 3K7
T: 613-238-7200
F: 613-235-2005
E: mail@hobinarc.com
hobinarc.com

HOBIN ARCHITECTURE

6			
5			
4			
3	ISSUED FOR PERMIT	20170705	DV
2	ISSUED FOR INFORMATION	20170602	DV
1	ISSUED TO COMMITTEE OF ADJUSTMENT	20170316	LE
NUMBER	MILESTONE / FAT BALLANT	(Y/M/D)	INITIALS
DESIGNED BY / CONCEIVED			
CHECKED BY / VERIFIED			
DRAWN BY / DESIGNED		SCALE / ÉCHELLE	
DV / LE		1:200	

THIS DRAWING IS THE PROPERTY OF THE CITY OF OTTAWA AND ALL COPYRIGHT IS RESERVED. DIMENSIONS ON DRAWING ARE FOR ESTIMATING PURPOSES ONLY. IT IS THE RESPONSIBILITY OF EACH CONTRACTOR AND SUB-CONTRACTOR OR CONSULTANT TO CHECK AND VERIFY ALL DIMENSIONS AND CONDITIONS ON SITE. NOTIFY OWNER OF ANY ERRORS OR OMISSIONS PRIOR TO COMMENCING THE WORK. DO NOT SCALE THE DRAWINGS.

CE DESSIN CONSTITUE LA PROPRIÉTÉ DE LA VILLE D'OTTAWA ET TOUT DROIT D'AUTEUR EST RÉSERVÉ. LES DIMENSIONS UTILISÉES SE SONT À DES FINS DESTINATION SEULEMENT. IL INCOMBE À CHAQUE ENTREPRENEUR, SOUS-CONTRACTANT OU CONSULTANT DE VÉRIFIER TOUTES LES DIMENSIONS ET LES CONDITIONS SUR LE CHANTIER. VEUILLEZ NOTIFIER LE PROPRIÉTAIRE DE TOUTE ERREUR OU OMISSION AVANT D'ENTAMER LES TRAVAUX. NE DRESSEZ PAS LES PLANS À L'ÉCHELLE.

ARCHITECT / ARCHITECTE
ONTARIO ASSOCIATION
ARCHITECTS
MARK J. HOBIN
LICENCE 3049

CONSULTANT / EXPERT-CONSEIL

PROJECT / LOCATION / PROJET / ENDROIT
DOVERCOURT PHASE 2 ADDITION & RENOVATION
411 DOVERCOURT OTTAWA, ONTARIO

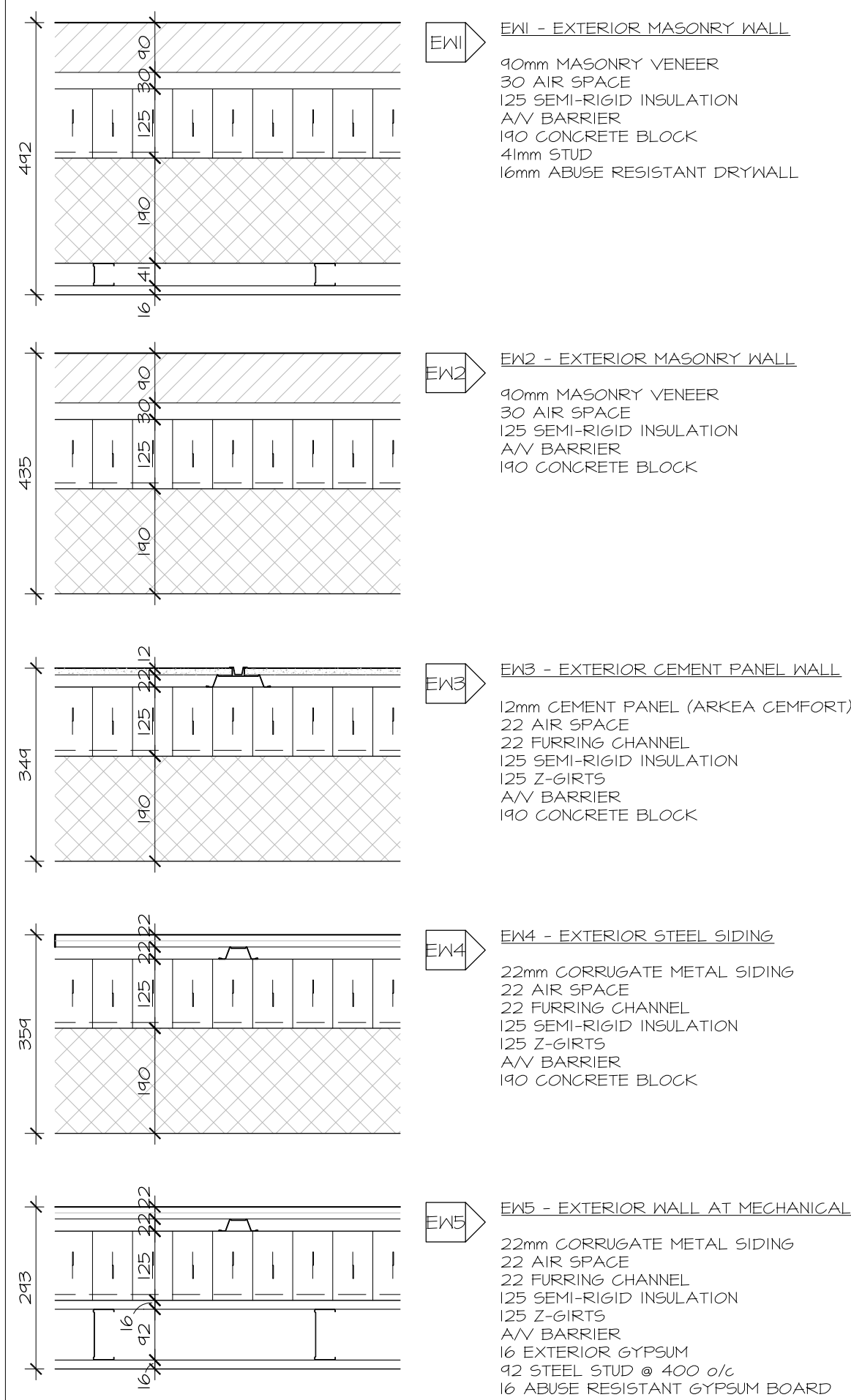
DRAWING / DESSIN
SITE PLAN NEW WORK & DEMO

FACILITY NO. / NO. DE INSTALLATIONS	SHEET NO. / FEUILLE NO.
PROJECT NO. / PROJET NO.	A1.00
1713	

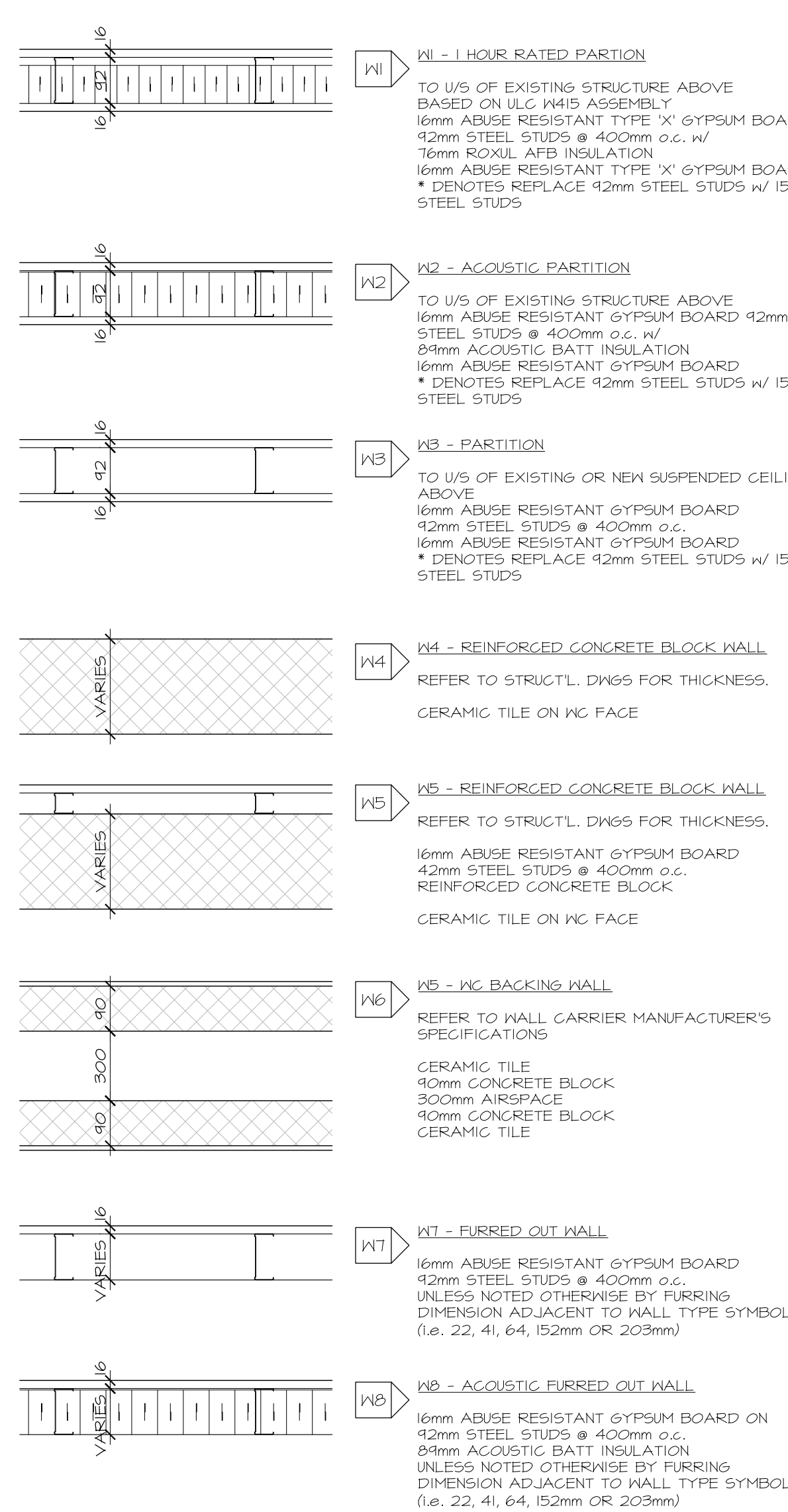
GENERAL NOTES :

- ALL FIRE SEPARATIONS TO BE CONTINUOUS FROM SLAB TO SLAB
- ALL WALLS SHALL EXTEND UP TO THE UNDERSIDE OF SLAB ABOVE UNLESS NOTED OTHERWISE
- ALL INTERIOR PARTITIONS TO BE TYPE 2 UNLESS NOTED OTHERWISE
- REFER TO FINISH SCHEDULE AND INTERIOR ELEVATIONS, REPLACE GYPSUM BOARD WITH CEMENT BOARD IN ALL AREAS HAVING CERAMIC TILE WALL FINISH OR PVC WALL FINISH
- ALL INTERIOR PARTITIONS RUNNING PERPENDICULAR TO EXTERIOR WALLS TO BUTT INTO EXTERIOR WALLS
- PROVIDE TWO ROWS OF CONTINUOUS ACOUSTIC CAULKING AT THE U/S OF BOTTOM STUD TRACK TO SLAB, TO TOP TRACK AND AT VERTICAL FACE WHERE STUDS ABUTT ADJACENT STRUCTURE AND WALLS
- PROVIDE STUD FRAMING AT ALL FOUR SIDES OF PLASTIC VAPOUR BARRIER BOXES FOR MECHANICAL/ELECTRICAL ITEMS IN ACOUSTIC PARTITIONS. PROVIDE CONTINUOUS CAULKING AT FACE OF VAPOUR BARRIER BOX AND REAR FACE OF GYPSUM BOARD FOR ACOUSTIC. CAULK ALL PENETRATIONS THROUGH VAPOUR BARRIER BOX. VAPOUR BARRIER BOXES TO BE SUPPLIED BY DRYWALL CONTRACTOR AND INSTALLED BY DIV. 15 & 16
- PIECEMEALING OF GYPSUM BOARD SHEETS IS NOT ACCEPTABLE
- PROVIDE WOOD BLOCKING WITHIN WALLS TO PROVIDE ANCHORAGE FOR CABINETS, WASHROOM ACCESSORIES, ETC...
- PROVIDE 18mm DOUGLAS FIR PLYWOOD, GOOD ONE SIDE, ON 19x39mm FURRINGS AROUND PERIMETER & AT 300mm o.c. TO TAKE ALL AUDIOVISUAL, ELECTRICAL, CABLE, COMMUNICATIONS, BELL, SECURITY AND PANELS. REFER TO ELECTRICAL DRAWINGS FOR LOCATIONS. THIS WOOD SHALL BE PAINTED WITH TWO COATS OF FIRE RETARDANT PAINT
- WALLS WITH GRAB BARS ANCHORED TO THEM SHALL BE 16ga. STEEL STUDS @ 300mm o.c.
- THICKEN WALLS AS REQUIRED TO ACCOMMODATE ELECTRICAL PANELS & MECHANICAL SERVICES RECESSED IN WALLS. REFER TO MECHANICAL AND ELECTRICAL DRAWINGS
- PROVIDE WALL ASSEMBLY ABOVE DOORS AND GLAZED SCREENS SIMILAR TO ADJACENT WALL TYPE UP TO U/S OF STRUCTURE ABOVE
- INNER & OUTER LAYERS OF GYPSUM BOARD SHALL HAVE NO GAP OVER 6mm
- INNER LAYERS OF GYPSUM BOARD SHALL BE TAPED, NOT SANDED
- JOINTS OF ALL LAYERED GYPSUM BOARD SHALL BE STAGGERED
- ELECTRICAL BOXES ON OPPOSING FACES OF WALL SHALL BE LOCATED IN SEPARATE STUD CAVITIES
- RUN ROXUL ACOUSTIC INSULATION BEHIND AND AROUND ALL ELECTRICAL BOXES WITHIN STUD SPACES
- ALL PENETRATIONS THROUGH UNRATED FIRE SEPARATIONS MUST BE SEALED TIGHT WITH A COMBINATION OF JOINT COMPOUND AND CAULK
- ALL PENETRATIONS THROUGH FIRE SEPARATIONS MUST BE SEALED WITH FIRESTOPPING ASSEMBLIES TO SUIT AND MAINTAIN RATINGS. REFER TO SPECIFICATION
- REFER TO SCOPE OF WORK FORMS IN SPECIFICATION SECTION 05000 FOR ADDITIONAL & DETAILED DESCRIPTION OF EXISTING MATERIALS AND REQUIRED NEW WORK
- ALL FLOOR FINISH TO REMAIN WITHIN THE WORK AREAS SHALL BE FULLY PROTECTED, CLEANED AND REPAIRS
- ALL WALLS WITHIN WORK AREA TO BE PATCHED AND REPAIRED, MADE GOOD FOR NEW PAINT FINISH WITHIN THIS CONTRACT
- ALL EXISTING AND NEW DOORS AND FRAMES WITHIN WORK AREA TO BE PREPARED FOR NEW PAINT FINISH WITHIN THIS CONTRACT UNLESS NOTED OTHERWISE
- ALL EXISTING EXTERIOR WINDOW FRAMES WITHIN THE WORK AREA SHALL BE FULLY CLEANED ON ALL THE INTERIOR SURFACES
- ALL EXISTING TACKBOARDS, WHITEBOARD, CHALKBOARDS AND DISPLAY CASES WITHIN THE WORK AREA SHALL BE REMOVED BY GENERAL CONTRACTOR UNLESS NOTED OTHERWISE

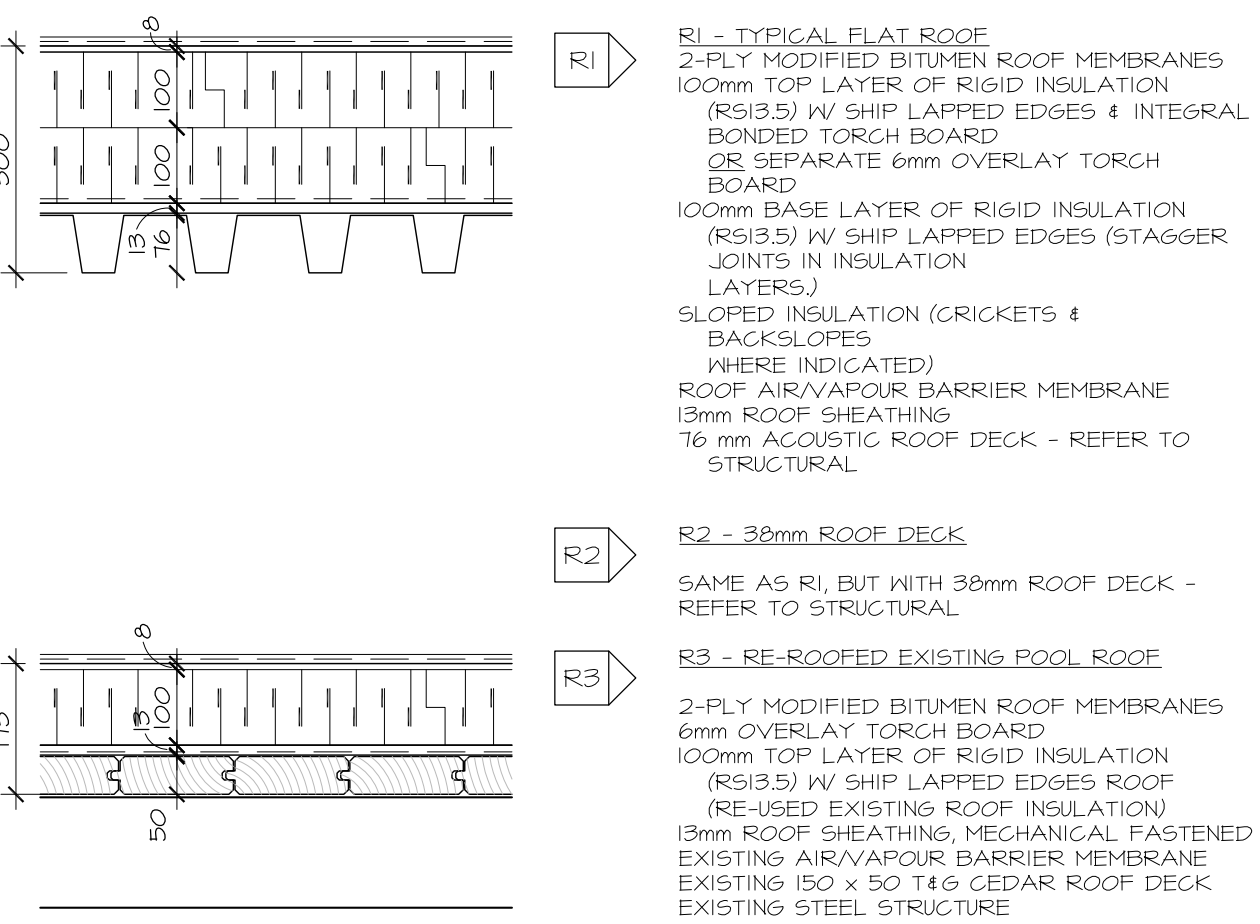
EXTERIOR WALL ASSEMBLIES :



INTERIOR WALL ASSEMBLIES :



ROOF ASSEMBLIES :



Ottawa
 DEPARTMENT OF CORPORATE SERVICES / SERVICES GÉNÉRAUX
 REAL PROPERTY ASSET MANAGEMENT BRANCH /
 DIRECTION DE LA GESTION DES ACTIFS ET DES BIENS IMMOBILIERS
 DESIGN AND CONSTRUCTION DIVISION /
 DIVISION DE LA CONCEPTION ET DE LA CONSTRUCTION
 GREG GEDDES CHIEF CORPORATE SERVICES OFFICER /
 CHEF DES SERVICES GÉNÉRAUX
 S.A. FINAMORE, O.A.A. DIRECTOR / DIRECTEUR, O.A.O.
 ROBERT VAILLANCOURT, O.A.A. MANAGER / GESTIONNAIRE, O.A.O.
 FOR / POUR

Dovercourt RECREATION CENTRE

Hobin Architecture Incorporated
 63 Pattilla Street
 Ottawa, Ontario
 Canada K1S 3K7
 T: 613-238-7200
 F: 613-235-2005
 E: mail@hobinarc.com
 hobinarc.com

6			
5			
4			
3			
2			
1	BUILDING PERMIT	20170705	DV
NUMBER	MILESTONE / FASE SAILLANT	DATE: (MM/DD/ANN.)	INITIALS
DESIGNED BY / CONCEPAR	CHECKED BY / VÉRIFIE PAR		
DRAWN BY / DESINE PAR	SCALE / ÉCHELLE		
DV	1:50		
DETAIL NUMBER 1 DRAWING TITLE SCALE		SHEET NUMBER	

THIS DRAWING IS THE PROPERTY OF THE CITY OF OTTAWA AND ALL COPYRIGHT IS RESERVED. DIMENSIONS ON DRAWING ARE FOR ESTIMATING PURPOSES ONLY. IT IS THE RESPONSIBILITY OF EACH CONTRACTOR AND SUB-CONTRACTOR OR CONSULTANT TO CHECK AND VERIFY ALL DIMENSIONS AND CONDITIONS ON SITE. NOTIFY OWNER OF ANY ERRORS OR OMISSIONS PRIOR TO COMMENCING THE WORK. DO NOT SCALE THE DRAWINGS.

CE DROIT CONSTITUE LA PROPRIÉTÉ DE LA VILLE D'OTTAWA ET TOUT DROIT D'AUTEUR EST RÉSERVÉ. LES DIMENSIONS UTILISÉES SE SONT À DES FINS D'ESTIMATION SEULEMENT. IL INCOMBE À CHAQUE ENTREPRENEUR, SOUS-CONTRACTANT OU CONSULTANT DE VÉRIFIER TOUTES LES DIMENSIONS ET LES CONDITIONS SUR LE CHANTIER. VEUILLEZ INFORMER LE PROPRIÉTAIRE DE TOUTE ERREUR OU OMISSION AVANT D'ENTAMER LES TRAVAUX. NE DRESSÉZ PAS LES PLANS À L'ÉCHELLE.

ARCHITECT / ARCHITECTE
ONTARIO ASSOCIATION OF ARCHITECTS
 HOBIN ARCHITECTURE
 GREG GEDDES
 3049

CONSULTANT / EXPERT-CONSEIL

CONSULTANT / EXPERT-CONSEIL

CONSULTANT / EXPERT-CONSEIL

PROJECT / LOCATION / PROJET / ENDROIT
DOVERCOURT
PHASE 2
ADDITION & RENOVATION
 411 DOVERCOURT
 OTTAWA, ONTARIO

DRAWING / DESSIN
STANDARD NOTES AND WALL ASSEMBLIES

FACILITY NO. / NO. DE INSTALLATIONS
 SHEET NO. / FEUILLE No.
A1.01
 1713

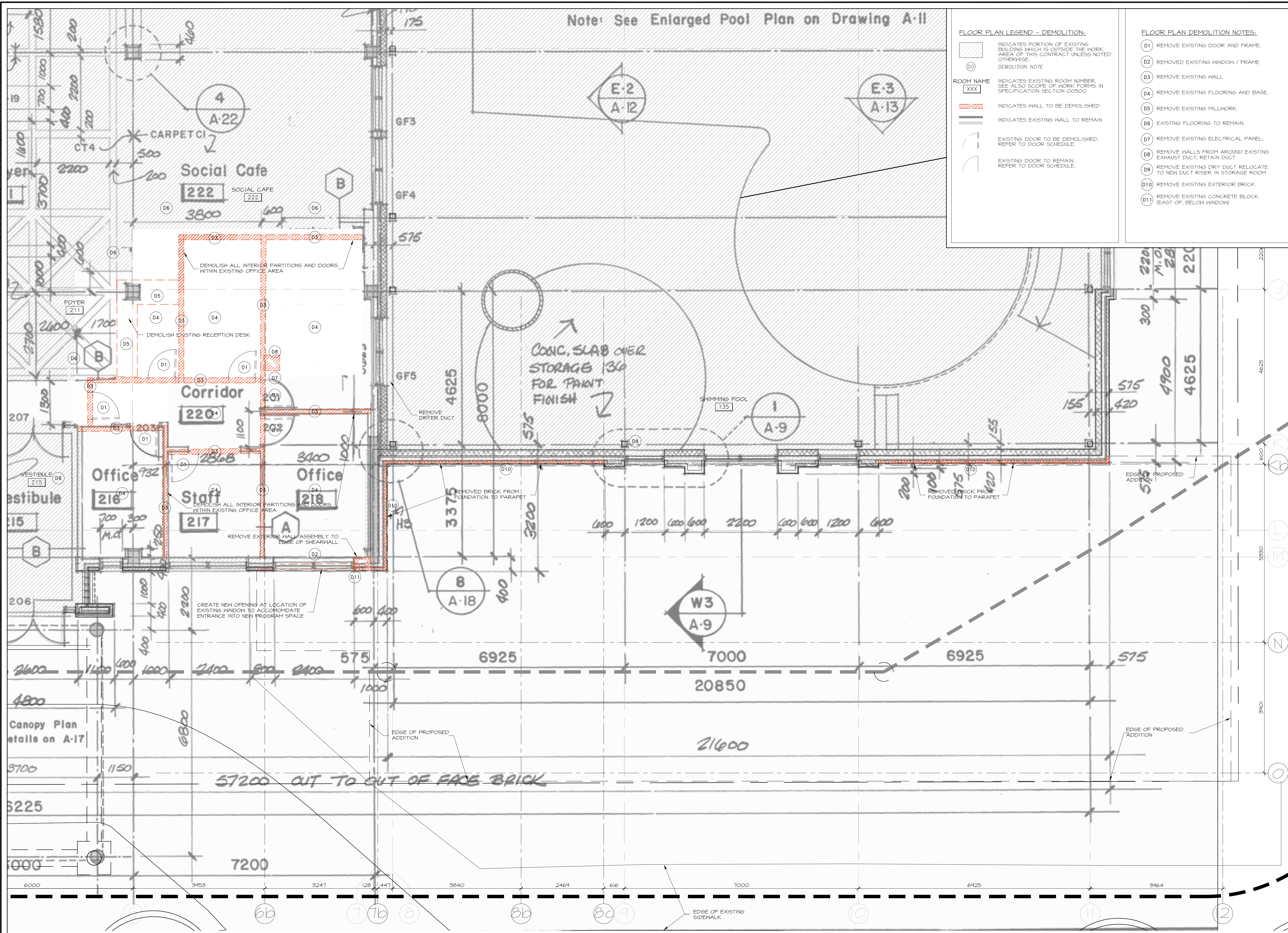
Note: See Enlarged Pool Plan on Drawing A-11

FLOOR PLAN LEGEND - DEMOLITION:

- INDICATES PORTION OF EXISTING BUILDING WHICH IS OUTSIDE THE WORK AREA OF THIS CONTRACT UNLESS NOTED OTHERWISE.
- DEMOLITION NOTE
- ROOM NAME INDICATES EXISTING ROOM NUMBER. SEE ALSO SCOPE OF WORK FORMS IN SPECIFICATION SECTION 05000
- INDICATES WALL TO BE DEMOLISHED
- INDICATES EXISTING WALL TO REMAIN
- EXISTING DOOR TO BE DEMOLISHED. REFER TO DOOR SCHEDULE.
- EXISTING DOOR TO REMAIN. REFER TO DOOR SCHEDULE.

FLOOR PLAN DEMOLITION NOTES:

- (D1) REMOVE EXISTING DOOR AND FRAME.
- (D2) REMOVED EXISTING WINDOW / FRAME
- (D3) REMOVE EXISTING WALL
- (D4) REMOVE EXISTING FLOORING AND BASE.
- (D5) REMOVE EXISTING MILLWORK
- (D6) EXISTING FLOORING TO REMAIN.
- (D7) REMOVE EXISTING ELECTRICAL PANEL.
- (D8) REMOVE WALLS FROM AROUND EXISTING EXHAUST DUCT, RETAIN DUCT
- (D9) REMOVE EXISTING DRY DUCT RELOCATE TO NEW DUCT RISER IN STORAGE ROOM
- (D10) REMOVE EXISTING EXTERIOR BRICK
- (D11) REMOVE EXISTING CONCRETE BLOCK (EAST OF, BELOW WINDOW)



Hobin Architecture
 Incorporated
 63 Parilla Street
 Ottawa, Ontario
 Canada K1S 3K7
 T: 613-238-7200
 F: 613-235-2005
 E: mail@hobinarc.com
 hobinarc.com


HOBIN
ARCHITECTURE

6			
5			
4			
3			
2	ISSUED FOR PERMIT	20170702	DV
1	ISSUED FOR INFORMATION	20170623	DV
NUMBER	MILESTONE / FAT BALLANT	DATE: (MM/DD)	INITIALS
DESIGNED BY / CONCEIVED	CHECKED BY / VERIFIED		
DRAWN BY / DESIGNED	SCALE / ÉCHELLE		
DV	1:50		

DETAIL NUMBER	DRAWING TITLE
A1.1	
SHEET NUMBER	

THIS DRAWING IS THE PROPERTY OF THE CITY OF OTTAWA AND ALL COPYRIGHT IS RESERVED. DIMENSIONS ON DRAWING ARE FOR ESTIMATING PURPOSES ONLY. IT IS THE RESPONSIBILITY OF EACH CONTRACTOR AND SUB-CONTRACTOR OR CONSULTANT TO CHECK AND VERIFY ALL DIMENSIONS AND CONDITIONS ON SITE. NOTIFY OWNER OF ANY ERRORS OR OMISSIONS PRIOR TO COMMENCING THE WORK. DO NOT SCALE THE DRAWINGS.

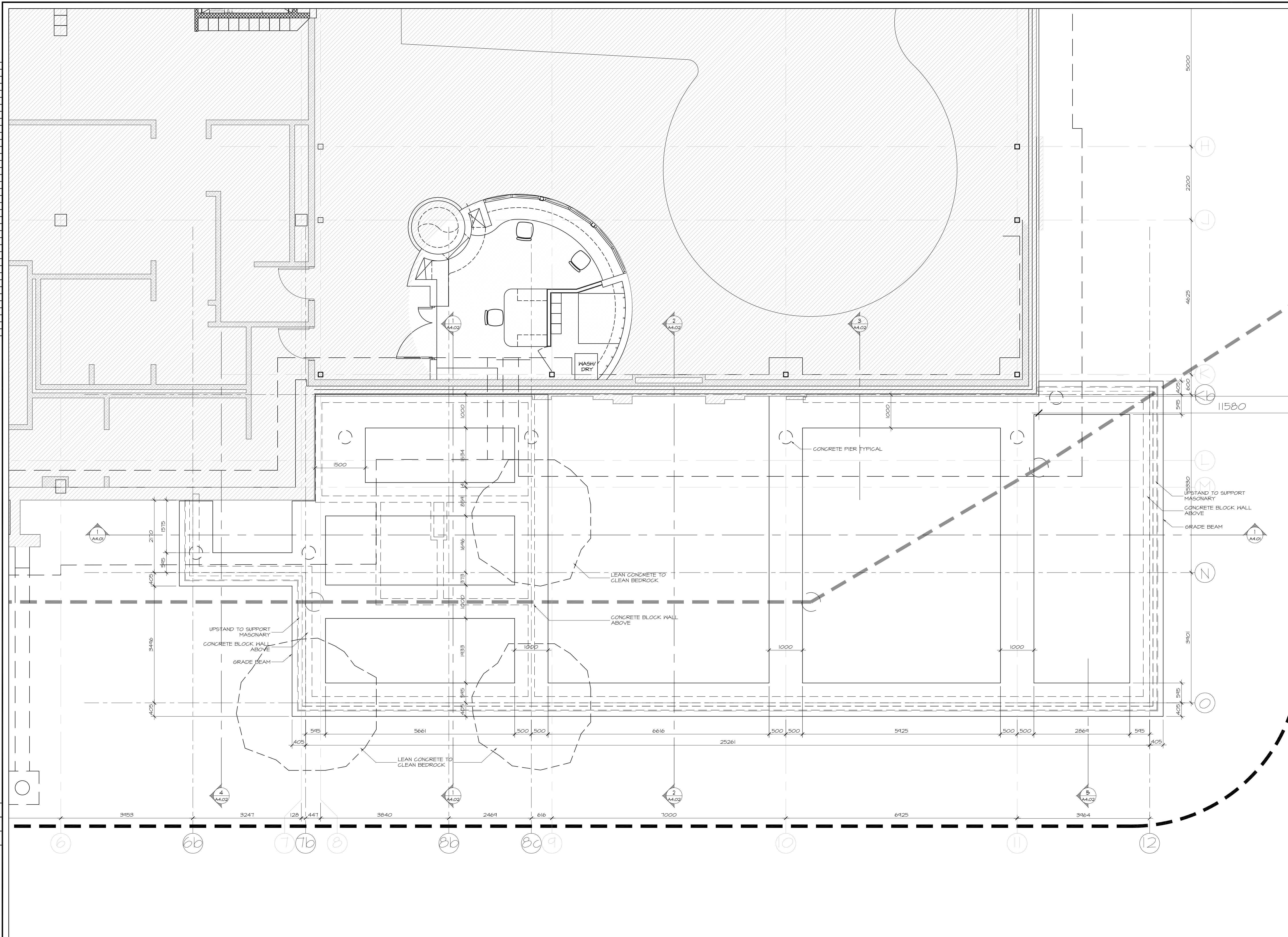
CE DESSIN CONSTITUE LA PROPRIÉTÉ DE LA VILLE D'OTTAWA ET TOUT DROIT D'AUTEUR EST RÉSERVÉ. LES DIMENSIONS UTILISÉES SE SONT À DES FINS D'ESTIMATION SEULEMENT. IL INCOMBE À CHAQUE ENTREPRENEUR, SOUS-CONTRACTANT OU CONSULTANT DE VÉRIFIER TOUTES LES DIMENSIONS ET LES CONDITIONS SUR LE CHANTIER. VEUILLEZ INFORMER LE PROPRIÉTAIRE DE TOUTE ERREUR OU OMISSION AVANT D'ENTAMER LES TRAVAUX. NE DRESSEZ PAS LES PLANS À L'ÉCHELLE.



CONSULTANT / EXPERT-CONSEIL

PROJECT / LOCATION / PROJET / ENDROIT
DOVERCOURT
PHASE 2
ADDITION & RENOVATION
 411 DOVERCOURT
 OTTAWA, ONTARIO
 DRAWING / DESSIN
FLOOR PLANS
DEMOLITION PLAN

1 GROUND FLOOR DEMOLITION PLAN
 D1.01 SCALE 1:50



DEPARTMENT OF CORPORATE SERVICES / SERVICES GÉNÉRAUX
 REAL PROPERTY ASSET MANAGEMENT BRANCH /
 DIRECTION DE LA GESTION DES ACTIFS ET DES BIENS IMMOBILIERS
 DESIGN AND CONSTRUCTION DIVISION /
 DIVISION DE LA CONCEPTION ET DE LA CONSTRUCTION

GREG GEDDES CHIEF CORPORATE SERVICES OFFICER /
 CHEF DES SERVICES GÉNÉRAUX
 S.A. FINNMORE, O.A.A. DIRECTOR / DIRECTEUR, O.A.O.
 ROBERT VAILLANCOURT, O.A.A. MANAGER / GESTIONNAIRE, O.A.O.
 FOR / POUR



Hobin Architecture Incorporated

63 Parnilla Street
 Ottawa, Ontario
 Canada K1S 3K7
 T: 613 238 7200
 F: 613 235 2055
 E: mail@hobinarc.com




6			
5			
4			
3			
2	ISSUED FOR PERMIT	20170702	DV
1	ISSUED FOR INFORMATION	20170623	DV
NUMBER	MILESTONE / FAT SAILLANT	DATE: (MM/DD)	INITIALS / INTITLES
DESIGNED BY / CONCEVU PAR		CHECKED BY / VÉRIFIÉ PAR	
DRAWN BY / DÉSSINÉ PAR		SCALE / ÉCHELLE	
DV		1:50	

DETAIL NUMBER	DRAWING TITLE
A1.1	FOUNDATION PLAN
SHEET NUMBER	

THIS DRAWING IS THE PROPERTY OF THE CITY OF OTTAWA AND ALL COPYRIGHT IS RESERVED. DIMENSIONS ON DRAWING ARE FOR ESTIMATING PURPOSES ONLY. IT IS THE RESPONSIBILITY OF EACH CONTRACTOR AND SUB-CONTRACTOR OR CONSULTANT TO CHECK AND VERIFY ALL DIMENSIONS AND CONDITIONS ON SITE. NOTIFY OWNER OF ANY ERRORS OR OMISSIONS PRIOR TO COMMENCING THE WORK. DO NOT SCALE THE DRAWINGS.

CE DESSIN CONSTITUE LA PROPRIÉTÉ DE LA VILLE D'OTTAWA ET TOUT DROIT D'AUTEUR EST RÉSERVÉ. LES DIMENSIONS UTILISÉES SE SONT À DES FINS D'ESTIMATION SEULEMENT. IL INCOMBE À CHAQUE ENTREPRENEUR, SOUS-CONTRACTANT OU CONSULTANT DE VÉRIFIER TOUTES LES DIMENSIONS ET LES CONDITIONS SUR LE CHANTIER. VEUILLEZ INFORMER LE PROPRIÉTAIRE DE TOUTE ERREUR OU OMISSION AVANT D'ENTAMER LES TRAVAUX. NE DRESSÉZ PAS LES PLANS À L'ÉCHELLE.

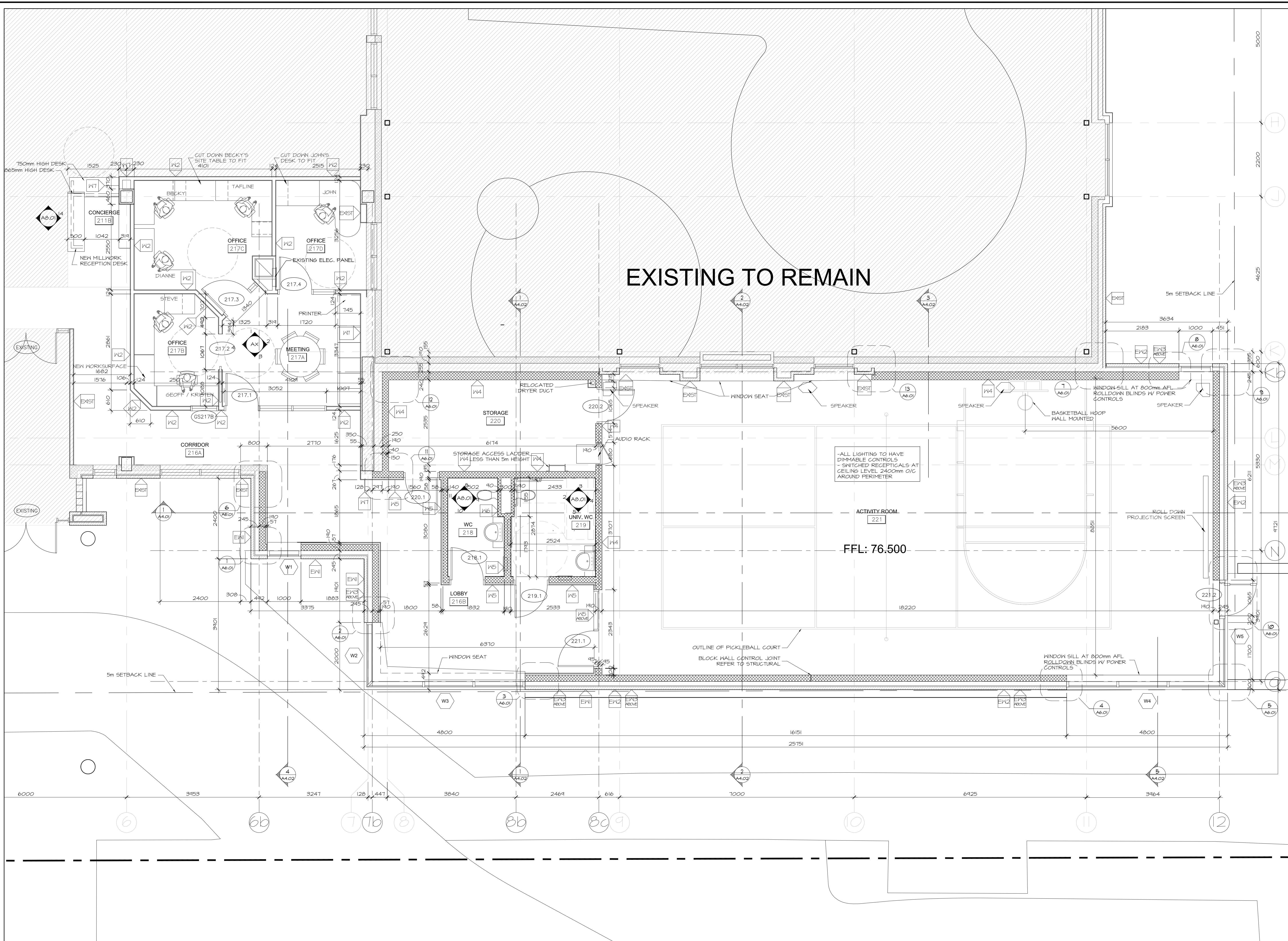


CONSULTANT / EXPERT-CONSEIL
 CONSULTANT / EXPERT-CONSEIL

PROJECT / LOCATION / PROJET / ENDROIT
DOVERCOURT
PHASE 2
ADDITION & RENOVATION
 411 DOVERCOURT
 OTTAWA, ONTARIO

DRAWING / DESSIN
FLOOR PLAN
FOUNDATION

FACILITY NO. / NO. DE INSTALLATIONS
 SHEET NO. / FEUILLE NO.
A2.01
 PROJECT NO. / PROJET NO.
 1713



EXISTING TO REMAIN

-ALL LIGHTING TO HAVE DIMMABLE CONTROLS - SWITCHED RECEPTALS AT CEILING LEVEL 2400mm O/C AROUND PERIMETER

FFL: 76.500

1 GROUND FLOOR PLAN
A2.02 SCALE 1:50

Ottawa
DEPARTMENT OF CORPORATE SERVICES / SERVICES GÉNÉRAUX
REAL PROPERTY ASSET MANAGEMENT BRANCH /
DIRECTION DE LA GESTION DES ACTIFS ET DES BIENS IMMOBILIERS
DESIGN AND CONSTRUCTION DIVISION /
DIVISION DE LA CONCEPTION ET DE LA CONSTRUCTION
GREG GEDES CHIEF CORPORATE SERVICES OFFICER /
CHEF DES SERVICES GÉNÉRAUX
S.A. FINNMORE, O.A., DIRECTOR / DIRECTEUR, O.A.O.
ROBERT VAILLANCOURT, O.A., MANAGER / GESTIONNAIRE, O.A.O.
FOR / POUR



Hobin Architecture Incorporated
63 Pamela Street
Ottawa, Ontario
Canada K1S 3K7
T: 613 238 7200
F: 613 235 2055
E: mail@hobinarc.com
hobinarc.com



6			
5			
4			
3			
2	ISSUED FOR PERMIT	2017/02/05	DV
1	ISSUED FOR INFORMATION	2017/06/23	DV
NUMBER	MILESTONE / FAT SALIANT	DATE: (MM/DD)	INITIALS / INITIALS
DESIGNED BY / CONCEPT	CHECKED BY / VERIFIE PAR		
DRAWN BY / DESINE PAR	SCALE / ECHELLE		
DV	1:50		

1	DETAIL NUMBER	
1.1	DRAWING TITLE	
	SCALE	
	SHEET NUMBER	

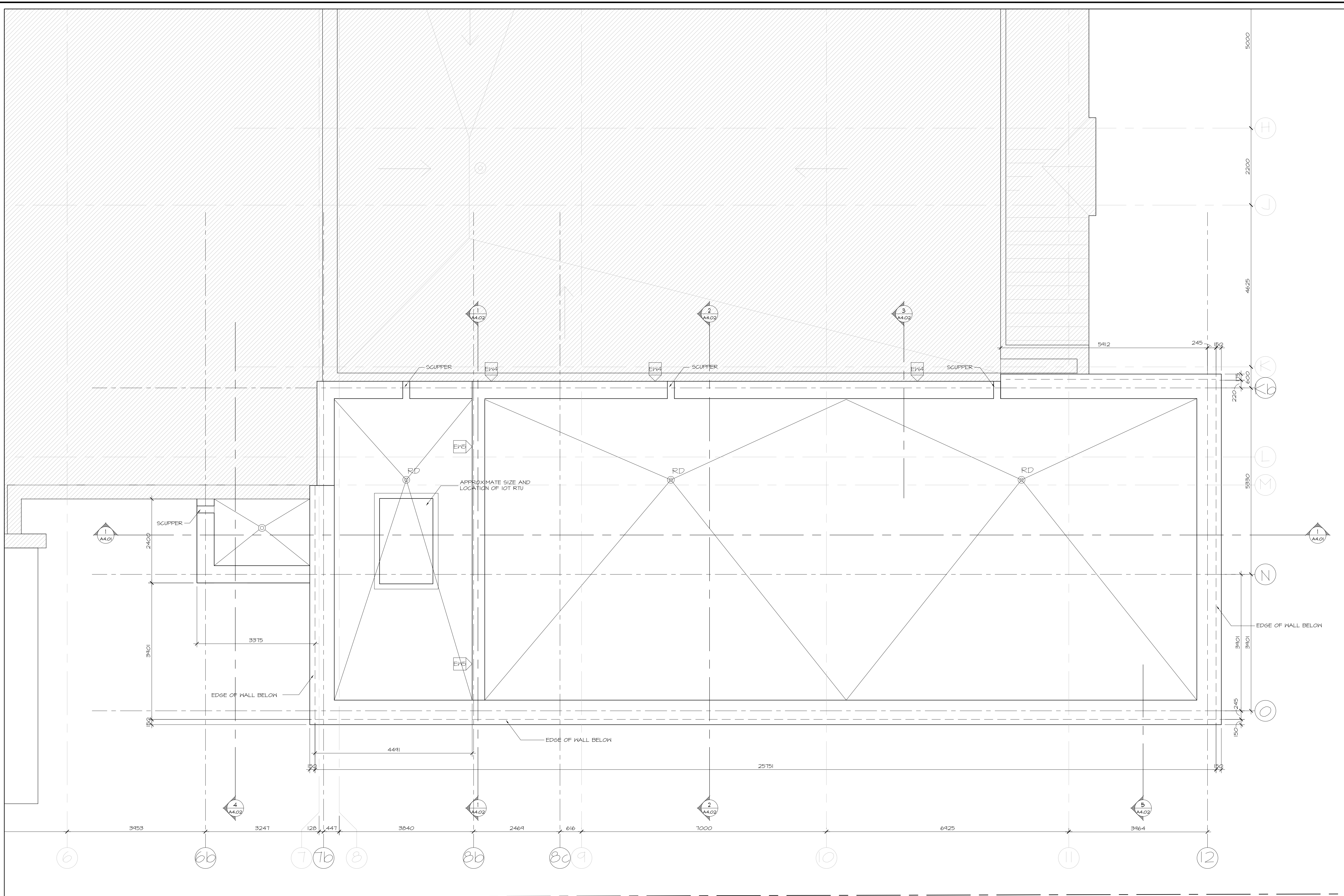
THIS DRAWING IS THE PROPERTY OF THE CITY OF OTTAWA AND ALL COPYRIGHT IS RESERVED. DIMENSIONS ON DRAWING ARE FOR ESTIMATING PURPOSES ONLY. IT IS THE RESPONSIBILITY OF EACH CONTRACTOR AND SUB-CONTRACTOR OR CONSULTANT TO CHECK AND VERIFY ALL DIMENSIONS AND CONDITIONS ON SITE. NOTIFY OWNER OF ANY ERRORS OR OMISSIONS PRIOR TO COMMENCING THE WORK. DO NOT SCALE THE DRAWINGS.

CE DESSIN CONSTITUE LA PROPRIÉTÉ DE LA VILLE D'OTTAWA ET TOUT DROIT D'AUTEUR EST RÉSERVÉ. LES DIMENSIONS UTILISÉES SE SONT À DES FINS D'ESTIMATION SEULEMENT. IL INCOMBE À CHAQUE ENTREPRENEUR, SOUS-CONTRACTANT OU CONSULTANT DE VÉRIFIER TOUTES LES DIMENSIONS ET LES CONDITIONS SUR LE CHANTIER. VEUILLEZ INFORMER LE PROPRIÉTAIRE DE TOUTE ERREUR OU OMISSION AVANT D'ENTAMER LES TRAVAUX. NE DRESSEZ PAS LES PLANS À L'ÉCHELLE.

ARCHITECT / ARCHITECTE	CONSULTANT / EXPERT-CONSEIL
CONSULTANT / EXPERT-CONSEIL	CONSULTANT / EXPERT-CONSEIL

PROJECT / LOCATION / PROJET / ENDROIT
DOVERCOURT
PHASE 2
ADDITION & RENOVATION
411 DOVERCOURT
OTTAWA, ONTARIO
DRAWING / DESSIN
FLOOR PLAN
GROUND FLOOR

FACILITY NO. / NO. DE INSTALLATIONS SHEET NO. / FEUILLE No.
PROJECT NO. / PROJET NO.
A2.02
1713



Hobin Architecture Incorporated
 63 Parnilla Street
 Ottawa, Ontario
 Canada K1S 3K7
 T: 613 238-7200
 F: 613 235-2056
 E: mail@hobinarc.com
 hobinarc.com

HOBIN ARCHITECTURE

6			
5			
4			
3			
2	ISSUED FOR PERMIT	20170702	DV
1	ISSUED FOR INFORMATION	20170622	DV
NUMBER	MILESTONE / FAT SAILLANT	DATE: (Y/M/D)	INITIALS / INTITLES
DESIGNED BY / CONÇU PAR		CHECKED BY / VÉRIFIÉ PAR	
DRAWN BY / DÉSSINÉ PAR		SCALE / ÉCHELLE	
DV		1:50	

DETAIL NUMBER	DRAWING TITLE
1	
SCALE	
SHEET NUMBER	

THIS DRAWING IS THE PROPERTY OF THE CITY OF OTTAWA AND ALL COPYRIGHT IS RESERVED. DIMENSIONS ON DRAWING ARE FOR ESTIMATING PURPOSES ONLY. IT IS THE RESPONSIBILITY OF EACH CONTRACTOR AND SUB-CONTRACTOR OR CONSULTANT TO CHECK AND VERIFY ALL DIMENSIONS AND CONDITIONS ON SITE. NOTIFY OWNER OF ANY ERRORS OR OMISSIONS PRIOR TO COMMENCING THE WORK. DO NOT SCALE THE DRAWINGS.

CE DESSIN CONSTITUE LA PROPRIÉTÉ DE LA VILLE D'OTTAWA ET TOUT DROIT D'AUTEUR EST RÉSERVÉ. LES DIMENSIONS UTILISÉES SE SONT À DES FINS D'ESTIMATION SEULEMENT. IL INCOMBE À CHAQUE ENTREPRENEUR, SOUS-CONTRACTANT OU CONSULTANT DE VÉRIFIER TOUTES LES DIMENSIONS ET LES CONDITIONS SUR LE CHANTIER. VEUILLEZ INFORMER LE PROPRIÉTAIRE DE TOUTE ERREUR OU OMISSION AVANT D'ENTAMER LES TRAVAUX. NE DRESSÉZ PAS LES PLANS À L'ÉCHELLE.

ARCHITECT / ARCHITECTE	CONSULTANT / EXPERT-CONSEIL
CONSULTANT / EXPERT-CONSEIL	CONSULTANT / EXPERT-CONSEIL

PROJECT / LOCATION / PROJET / ENDROIT

DOVERCOURT
PHASE 2
ADDITION & RENOVATION

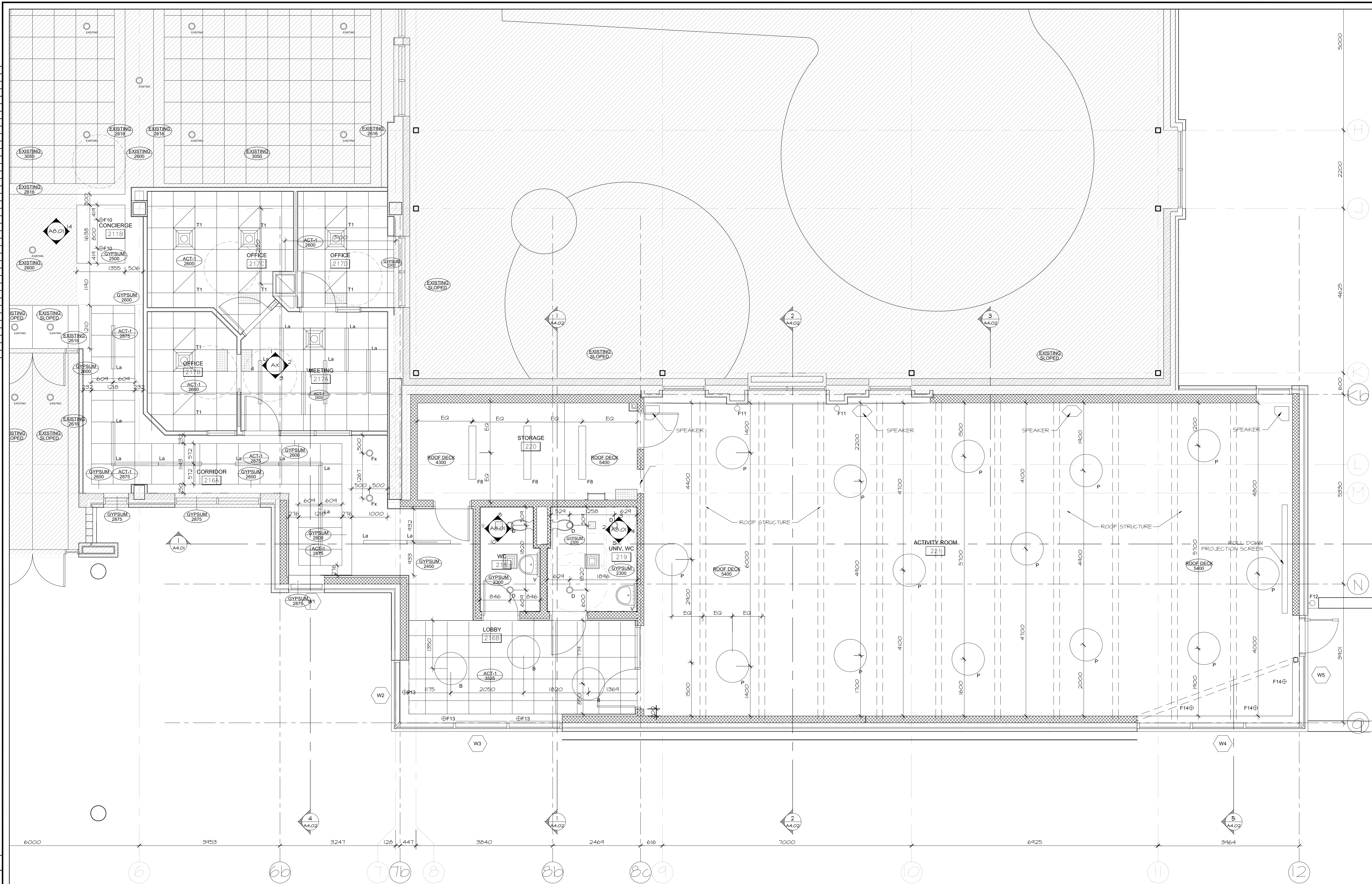
411 DOVERCOURT
 OTTAWA, ONTARIO

DRAWING / DESSIN

FLOOR PLAN
ROOF PLAN

FACILITY NO. / NO. DE INSTALLATIONS	SHEET NO. / FEUILLE No.
	A2.03
PROJECT NO. / PROJET No.	1713

1 ROOF PLAN
 A2.03 SCALE 1:50



Ottawa
 DEPARTMENT OF CORPORATE SERVICES / SERVICES GÉNÉRAUX
 REAL PROPERTY ASSET MANAGEMENT BRANCH /
 DIRECTION DE LA GESTION DES ACTIFS ET DES BIENS IMMOBILIERS
 DESIGN AND CONSTRUCTION DIVISION /
 DIVISION DE LA CONCEPTION ET DE LA CONSTRUCTION

GREG GEDES CHIEF CORPORATE SERVICES OFFICER /
 CHEF DES SERVICES GÉNÉRAUX
 S.A. FINAMORE, O.A.A. DIRECTOR / DIRECTEUR, O.A.O.
 ROBERT VAILLANCOURT, O.A.A. MANAGER / GESTIONNAIRE, O.A.O.

FOR / POUR



Hobin Architecture
 Incorporated
 63 Pamela Street
 Ottawa, Ontario
 Canada K1S 3K7
 T: 613 238 7200
 F: 613 235 2056
 E: mail@hobinarc.com
 hobinarc.com

HOBIN
 ARCHITECTURE

6			
5			
4			
3			
2	ISSUED FOR PERMIT	2017/02/25	DV
1	ISSUED FOR INFORMATION	2017/06/23	DV
	NUMBER / MILESTONE / FAT SALIANT	DATE: (MM/DD)	INITIALS / ENTILES
DESIGNED BY / CONCEVUE PAR		CHECKED BY / VERIFIE PAR	
DRAWN BY / DESINE PAR		SCALE / ECHELLE	
DV		1:50	

DETAIL NUMBER	DRAWING TITLE
1	A1.1
	SCALE
	SHEET NUMBER

THIS DRAWING IS THE PROPERTY OF THE CITY OF OTTAWA AND ALL COPYRIGHT IS RESERVED. DIMENSIONS ON DRAWING ARE FOR ESTIMATING PURPOSES ONLY. IT IS THE RESPONSIBILITY OF EACH CONTRACTOR AND SUB-CONTRACTOR OR CONSULTANT TO CHECK AND VERIFY ALL DIMENSIONS AND CONDITIONS ON SITE. NOTIFY OWNER OF ANY ERRORS OR OMISSIONS PRIOR TO COMMENCING THE WORK. DO NOT SCALE THE DRAWINGS.

CE DESSIN CONSTITUE LA PROPRIÉTÉ DE LA VILLE D'OTTAWA ET TOUT DROIT D'AUTEUR EST RÉSERVÉ. LES DIMENSIONS UTILISÉES SE SONT À DES FINS D'ESTIMATION SEULEMENT. IL INCOMBE À CHAQUE ENTREPRENEUR, SOUS-CONTRACTANT OU CONSULTANT DE VÉRIFIER TOUTES LES DIMENSIONS ET LES CONDITIONS SUR LE CHANTIER. VEUILLEZ INFORMER LE PROPRIÉTAIRE DE TOUTE ERREUR OU OMISSION AVANT D'ENTAMER LES TRAVAUX. NE DRESSEZ PAS LES PLANS À L'ÉCHELLE.

ARCHITECT / ARCHITECTE

 CONSULTANT / EXPERT-CONSEIL

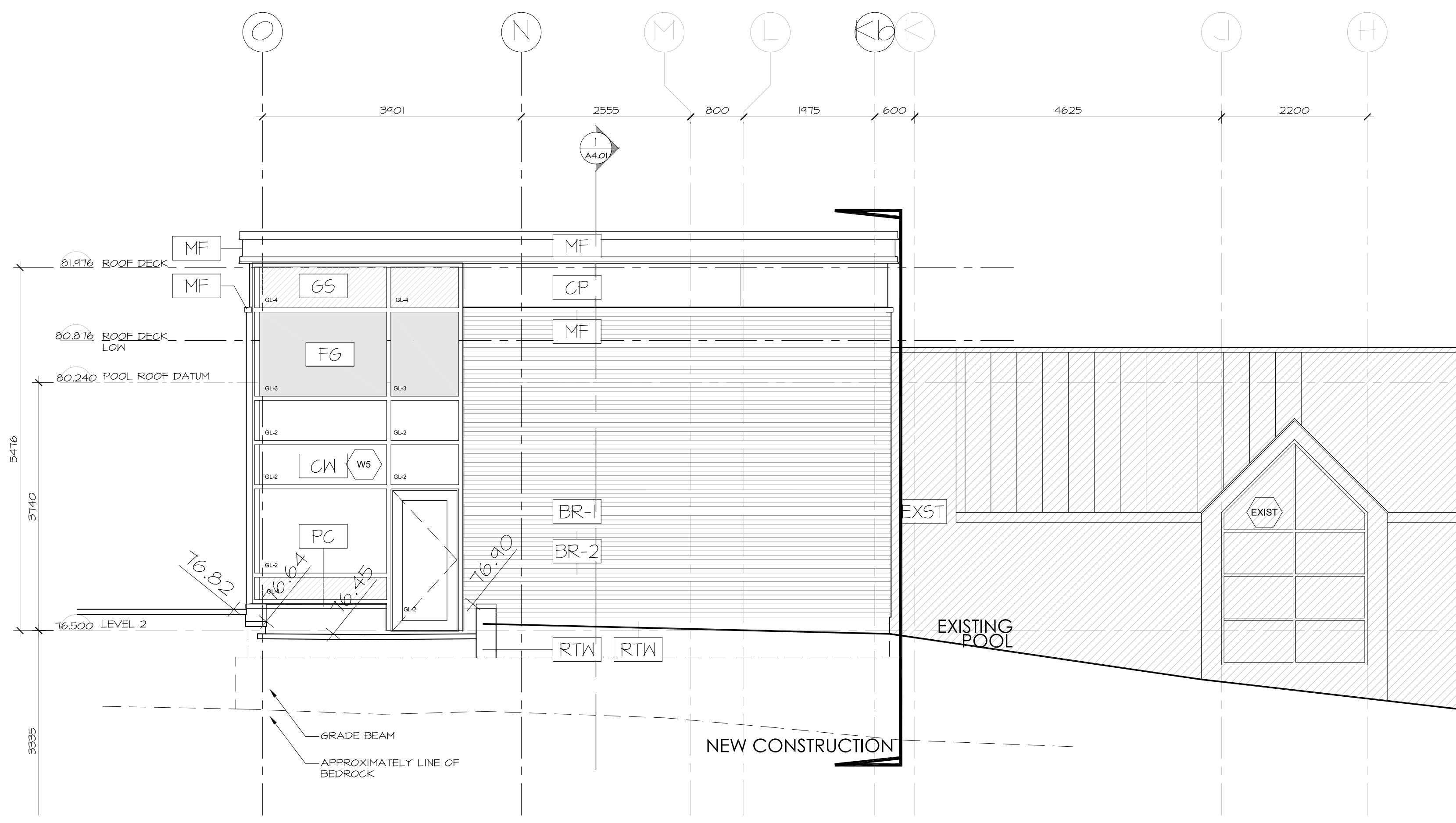
CONSULTANT / EXPERT-CONSEIL
 CONSULTANT / EXPERT-CONSEIL

PROJECT / LOCATION / PROJET / ENDROIT
DOVERCOURT
PHASE 2
ADDITION & RENOVATION
 411 DOVERCOURT
 OTTAWA, ONTARIO

DRAWING / DESSIN
REFLECTED CEILING PLAN
GROUND

FACILITY NO. / NO. DE INSTALLATIONS
 SHEET NO. / FEUILLE No.
A2.04
 PROJECT NO. / PROJET No.
 1713

1 GROUND FLOOR REFLECTED CEILING PLAN
 A2.04 SCALE 1:50



2 EAST ELEVATION
A3.01 SCALE 1:50

- EXTERIOR MATERIAL LEGEND**
- BR-1 BRICK - COLOUR 1
 - BR-2 BRICK - COLOUR 2
 - CP CEMENT PANEL SIDING
 - MF METAL FLASHING
 - CW CURTAIN WALL
 - GS GLASS SPANDREL
 - EC EXPOSED CONCRETE
 - RW RETAINING WALL
 - SGN SIGNAGE
 - PC PRECAST CAP
 - AS ALUMINUM SPADREL
 - FG FROSTED GLASS
 - EXST EXISTING

Ottawa
DEPARTMENT OF CORPORATE SERVICES / SERVICES GÉNÉRAUX
REAL PROPERTY ASSET MANAGEMENT BRANCH /
DIRECTION DE LA GESTION DES ACTIFS ET DES BIENS IMMOBILIERS
DESIGN AND CONSTRUCTION DIVISION /
DIVISION DE LA CONCEPTION ET DE LA CONSTRUCTION

GREG GEDES CHIEF CORPORATE SERVICES OFFICER /
CHEF DES SERVICES GÉNÉRAUX
S.A. FINAMORE, O.A.A. DIRECTOR / DIRECTEUR, O.A.O.
ROBERT VAILLANCOURT, O.A.A. MANAGER / GESTIONNAIRE, O.A.O.

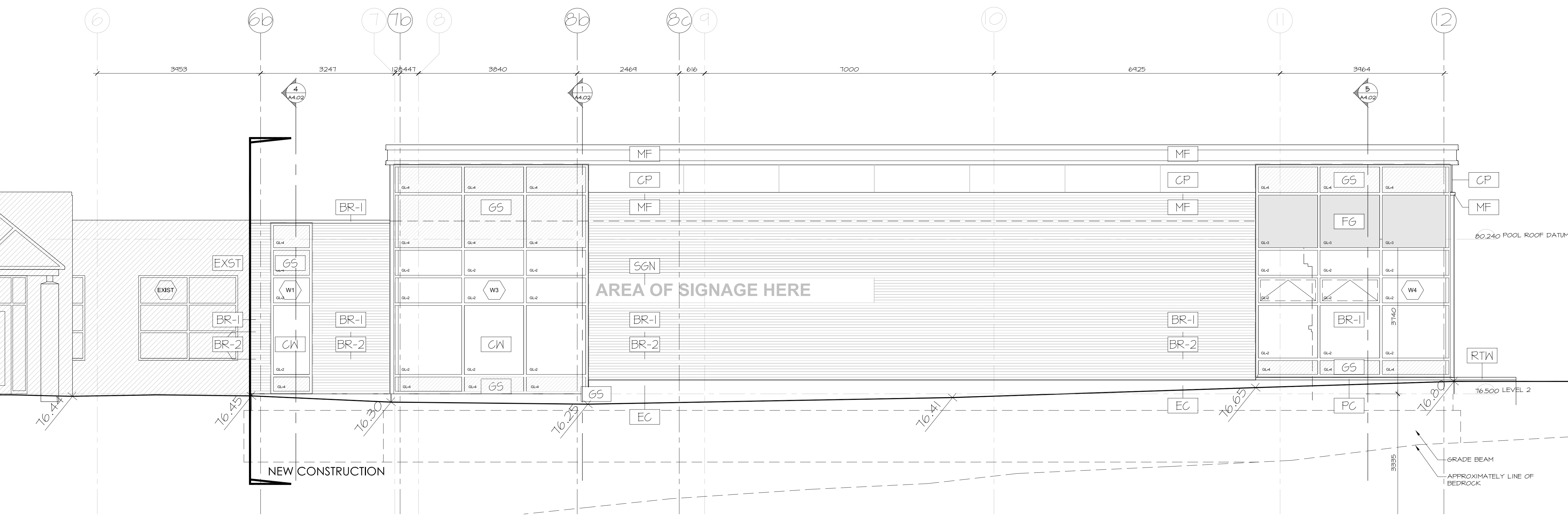
FOR / POUR



Hobin Architecture Incorporated
63 Pamilla Street
Ottawa, Ontario
Canada K1S 3K7
T: 613-238-7200
F: 613-235-2005
E: mail@hobinarc.com
hobinarc.com

HOBIN ARCHITECTURE

6		
5		
4		
3		
2	ISSUED FOR PERMIT	20170705 DV
1	ISSUED FOR INFORMATION	20170622 DV
NUMBER	MILESTONE / FAT SAillant	DATE: (MM/DD) (ANN.)
DESIGNED BY / CONCEVU PAR		CHECKED BY / VERIFIE PAR
DRAWN BY / DESINE PAR		SCALE / ECHELLE
DV		1:50



1 SOUTH ELEVATION
A3.01 SCALE 1:50

DETAIL NUMBER	
1 A3.01	DRAWING TITLE
SHEET NUMBER	

THIS DRAWING IS THE PROPERTY OF THE CITY OF OTTAWA AND ALL COPYRIGHT IS RESERVED. DIMENSIONS ON DRAWING ARE FOR ESTIMATING PURPOSES ONLY. IT IS THE RESPONSIBILITY OF EACH CONTRACTOR AND SUB-CONTRACTOR OR CONSULTANT TO CHECK AND VERIFY ALL DIMENSIONS AND CONDITIONS ON SITE. NOTIFY OWNER OF ANY ERRORS OR OMISSIONS PRIOR TO COMMENCING THE WORK. DO NOT SCALE THE DRAWINGS.

CE DESSIN CONSTITUE LA PROPRIÉTÉ DE LA VILLE D'OTTAWA ET TOUT DROIT D'AUTEUR EST RÉSERVÉ. LES DIMENSIONS UTILISÉES SE SONT À DES FINS D'ESTIMATION SEULEMENT. IL INCOMBE À CHAQUE ENTREPRENEUR, SOUS-CONTRACTANT OU CONSULTANT DE VÉRIFIER TOUTES LES DIMENSIONS ET LES CONDITIONS SUR LE CHANTIER. VEUILLEZ INFORMER LE PROPRIÉTAIRE DE TOUTE ERREUR OU OMISSION AVANT D'ENTAMER LES TRAVAUX. NE DRESSEZ PAS LES PLANS À L'ÉCHELLE.

ARCHITECT / ARCHITECTE
ONTARIO ASSOCIATION OF ARCHITECTS
HOBIN ARCHITECTURE
ARCHITECTURE

CONSULTANT / EXPERT-CONSEIL

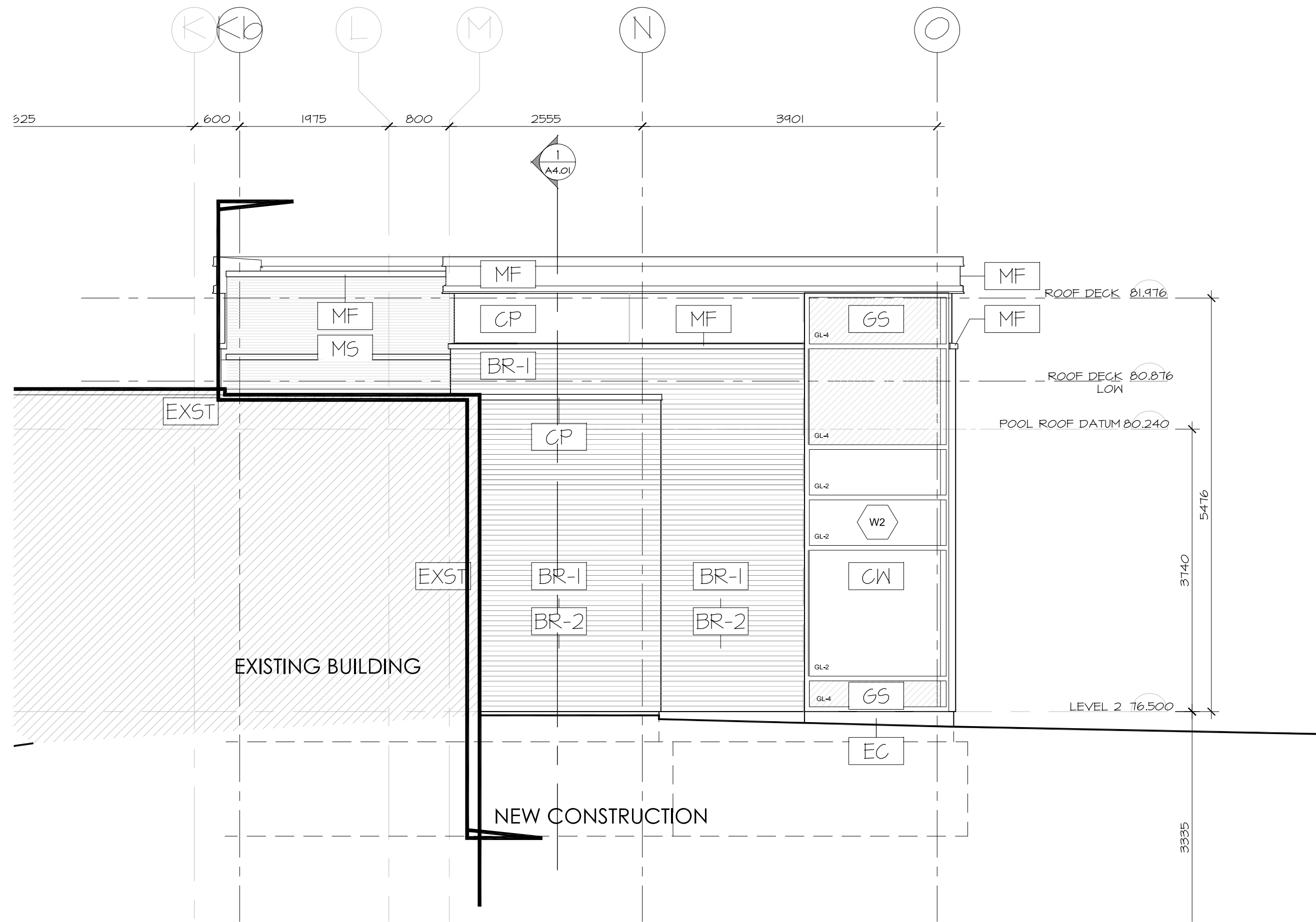
CONSULTANT / EXPERT-CONSEIL

CONSULTANT / EXPERT-CONSEIL

PROJECT / LOCATION / PROJET / ENDROIT
DOVERCOURT PHASE 2 ADDITION & RENOVATION
411 DOVERCOURT OTTAWA, ONTARIO

DRAWING / DESSIN
ELEVATIONS SOUTH AND EAST

FACILITY NO. / NO. DE INSTALLATIONS SHEET NO. / FEUILLE NO.
A3.01
PROJECT NO. / PROJET NO.
1713



1 WEST ELEVATION
A3.02 SCALE 1:50

EXTERIOR MATERIAL LEGEND

- BR-1 BRICK - COLOUR 1
- BR-2 BRICK - COLOUR 2
- CP CEMENT PANEL SIDING
- MF METAL FLASHING
- CW CURTAIN WALL
- GS GLASS SPANDREL
- EC EXPOSED CONCRETE
- RW RETAINING WALL
- SGN SIGNAGE
- PC PRECAST CAP
- AS ALUMINUM SPANDREL
- FG FROSTED GLASS
- EXST EXISTING

DEPARTMENT OF CORPORATE SERVICES / SERVICES GÉNÉRAUX
REAL PROPERTY ASSET MANAGEMENT BRANCH /
DIRECTION DE LA GESTION DES ACTIFS ET DES BIENS IMMOBILIERS
DESIGN AND CONSTRUCTION DIVISION /
DIVISION DE LA CONCEPTION ET DE LA CONSTRUCTION

GREG GEDDES CHIEF CORPORATE SERVICES OFFICER /
CHEF DES SERVICES GÉNÉRAUX
S.A. FINAMORE, O.A. DIRECTOR / DIRECTEUR, O.A.O.
ROBERT VAILLANCOURT, O.A. MANAGER / GESTIONNAIRE, O.A.O.

FOR / POUR

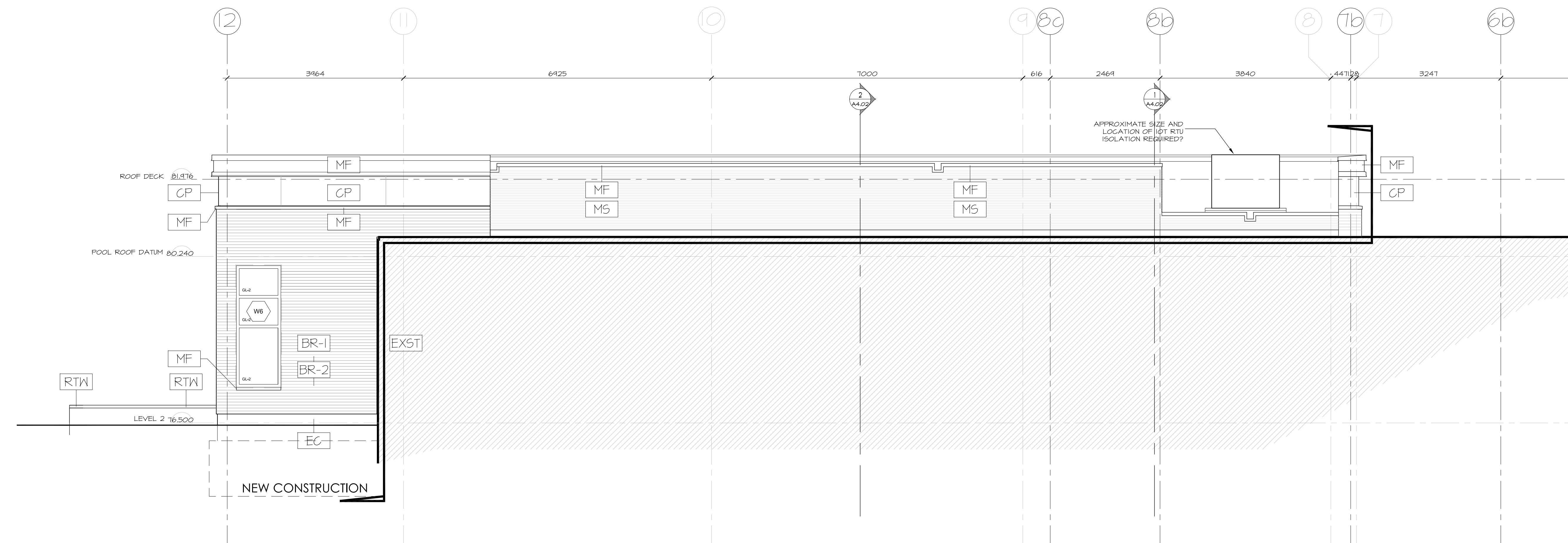
Hobin Architecture
Incorporated

63 Parnilla Street
Ottawa, Ontario
Canada K1S 3K7

T: 613-238-7200
F: 613-235-2008
E: mail@hobinarc.com

hobinarc.com

6		
5		
4		
3		
2	ISSUED FOR PERMIT	20170705 DV
1	ISSUED FOR INFORMATION	20170623 DV
NUMBER	DATE: (MM/DD)	INITIALS
NUMBER	DATE: (MM/DD)	INITIALS
DESIGNED BY / CONÇU PAR		CHECKED BY / VÉRIFIÉ PAR
DV		



2 NORTH ELEVATION
A3.02 SCALE 1:50

1	DRAWING TITLE
A3.02	
SCALE:	
1:50	
SHEET NUMBER	

THIS DRAWING IS THE PROPERTY OF THE CITY OF OTTAWA AND ALL COPYRIGHT IS RESERVED. DIMENSIONS ON DRAWING ARE FOR ESTIMATING PURPOSES ONLY. IT IS THE RESPONSIBILITY OF EACH CONTRACTOR AND SUB-CONTRACTOR OR CONSULTANT TO CHECK AND VERIFY ALL DIMENSIONS AND CONDITIONS ON SITE. NOTIFY OWNER OF ANY ERRORS OR OMISSIONS PRIOR TO COMMENCING THE WORK. DO NOT SCALE THE DRAWINGS.

CE DESSIN CONSTITUE LA PROPRIÉTÉ DE LA VILLE D'OTTAWA ET TOUT DROIT D'AUTEUR EST RÉSERVÉ. LES DIMENSIONS UTILISÉES SE SONT À DES FINS D'ESTIMATION SEULEMENT. IL INCOMBE À CHAQUE ENTREPRENEUR, SOUS-CONTRACTANT OU CONSULTANT DE VÉRIFIER TOUTES LES DIMENSIONS ET LES CONDITIONS SUR LE CHANTIER. VEUILLEZ INFORMER LE PROPRIÉTAIRE DE TOUTE ERREUR OU OMISSION AVANT D'ENTAMER LES TRAVAUX. NE DRESSEZ PAS LES PLANS À L'ÉCHELLE.

ARCHITECT / ARCHITECTE

CONSULTANT / EXPERT-CONSEIL

CONSULTANT / EXPERT-CONSEIL

CONSULTANT / EXPERT-CONSEIL

PROJECT / LOCATION / PROJET / ENDROIT

DOVERCOURT
PHASE 2
ADDITION & RENOVATION

411 DOVERCOURT
OTTAWA, ONTARIO

DRAWING / DESSIN

ELEVATIONS
NORTH AND WEST

FACILITY NO. / NO. DE INSTALLATIONS	SHEET NO. / FEUILLE NO.
PROJECT NO. / PROJET NO.	A3.02
1713	




Hobin Architecture
 Incorporated

63 Pamilla Street
 Ottawa, Ontario
 Canada K1S 3K7

T: 613-238-7200
 P: 613-235-2058
 E: mail@hobinarc.com

hobinarc.com



HOBIN
 ARCHITECTURE

6			
5			
4			
3			
2	ISSUED FOR PERMIT	20170725	DV
1	ISSUED FOR INFORMATION	20170623	DV
NUMBER	MILESTONE / FAT SALLANT	DATE: (MM/DD)	INITIALS / INITIALES

DESIGNED BY / CONÇU PAR	CHECKED BY / VÉRIFIÉ PAR
DRAWN BY / DÉSSINÉ PAR	SCALE / ÉCHELLE
DV	1:50

DETAIL NUMBER	DRAWING TITLE
1	
SCALE	
SHEET NUMBER	

THIS DRAWING IS THE PROPERTY OF THE CITY OF OTTAWA AND ALL COPYRIGHT IS RESERVED. DIMENSIONS ON DRAWING ARE FOR ESTIMATING PURPOSES ONLY. IT IS THE RESPONSIBILITY OF EACH CONTRACTOR AND SUB-CONTRACTOR OR CONSULTANT TO CHECK AND VERIFY ALL DIMENSIONS AND CONDITIONS ON SITE. NOTIFY OWNER OF ANY ERRORS OR OMISSIONS PRIOR TO COMMENCING THE WORK. DO NOT SCALE THE DRAWINGS.

CE DESSIN CONSTITUE LA PROPRIÉTÉ DE LA VILLE D'OTTAWA ET TOUT DROIT D'AUTEUR EST RÉSERVÉ. LES DIMENSIONS UTILISÉES SE SONT À DES FINS D'ESTIMATION SEULEMENT. IL INCOMBE À CHAQUE ENTREPRENEUR, SOUS-CONTRACTANT OU CONSULTANT DE VÉRIFIER TOUTES LES DIMENSIONS ET LES CONDITIONS SUR LE CHANTIER. VEUILLEZ INFORMER LE PROPRIÉTAIRE DE TOUTE ERREUR OU OMISSION AVANT D'ENTAMER LES TRAVAUX. NE DRESSÉZ PAS LES PLANS À L'ÉCHELLE.

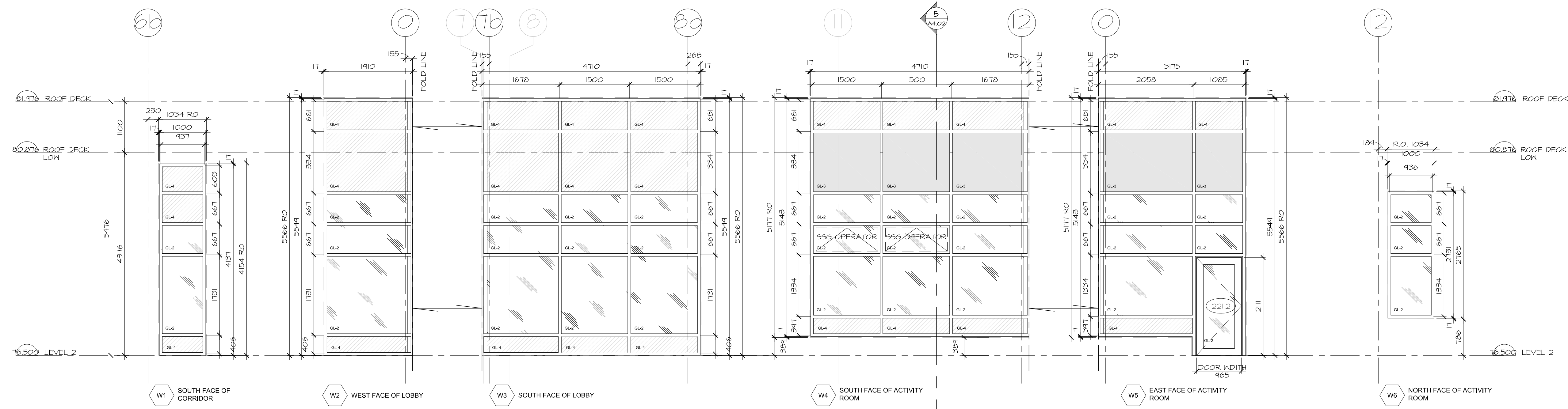
ARCHITECT / ARCHITECTE	CONSULTANT / EXPERT-CONSEIL
 ANTHONY J. HOBIN LICENCE 3049	

CONSULTANT / EXPERT-CONSEIL	CONSULTANT / EXPERT-CONSEIL

PROJECT / LOCATION / PROJET / ENDROIT
DOVERCOURT
PHASE 2
ADDITION & RENOVATION
 411 DOVERCOURT
 OTTAWA, ONTARIO

DRAWING / DESSIN
ELEVATIONS
WINDOW ELEVATIONS

FACILITY NO. / NO. DE INSTALLATIONS	SHEET NO. / FEUILLE NO.
	A3.03
PROJECT NO. / PROJET NO.	1713




- GL-2 INSULATED SAFETY GLASS TEMPERED
- GL-3 INSULATED SAFETY GLASS LAMINATED W/ FROSTED FILM
- GL-4 GLASS SPANDREL OPACI-COAT or CERAMIC FRIT
- FRAMELESS OUTSWING AWNING

1 WINDOW ELEVATIONS
 A3.03 SCALE 1:50



Hobin Architecture
 Incorporated

63 Parnilla Street
 Ottawa, Ontario
 Canada K1S 3K7
 T: 613 238-7200
 F: 613 235-2055
 E: mail@hobinarc.com



hobinarc.com ARCHITECTURE

6			
5			
4			
3			
2	ISSUED FOR PERMIT	20170705	DV
1	ISSUED FOR INFORMATION	20170623	DV
NUMBER	MILESTONE / FAT SALLANT	DATE: (MM/DD)	INITIALS

DESIGNED BY / CONÇU PAR	CHECKED BY / VÉRIFIÉ PAR
DV	
DRAWN BY / DESINÉ PAR	SCALE / ÉCHELLE
DV	1:50

DETAIL NUMBER	DRAWING TITLE
1	
SCALE	
SHEET NUMBER	

THIS DRAWING IS THE PROPERTY OF THE CITY OF OTTAWA AND ALL COPYRIGHT IS RESERVED. DIMENSIONS ON DRAWING ARE FOR ESTIMATING PURPOSES ONLY. IT IS THE RESPONSIBILITY OF EACH CONTRACTOR AND SUB-CONTRACTOR OR CONSULTANT TO CHECK AND VERIFY ALL DIMENSIONS AND CONDITIONS ON SITE. NOTIFY OWNER OF ANY ERRORS OR OMISSIONS PRIOR TO COMMENCING THE WORK. DO NOT SCALE THE DRAWINGS.

CE DESSIN CONSTITUE LA PROPRIÉTÉ DE LA VILLE D'OTTAWA ET TOUT DROIT D'AUTEUR EST RÉSERVÉ. LES DIMENSIONS UTILISÉES SE SONT À DES FINS D'ESTIMATION SEULEMENT. IL INCOMBE À CHAQUE ENTREPRENEUR, SOUS-CONTRACTANT OU CONSULTANT DE VÉRIFIER TOUTES LES DIMENSIONS ET LES CONDITIONS SUR LE CHANTIER. VEUILLEZ INFORMER LE PROPRIÉTAIRE DE TOUTE ERREUR OU OMISSION AVANT D'ENTAMER LES TRAVAUX. NE DRESSEZ PAS LES PLANS À L'ÉCHELLE.

ARCHITECT / ARCHITECTE	CONSULTANT / EXPERT-CONSEIL
ONTARIO ASSOCIATION MARK J. HOBIN LICENCE 3049	

CONSULTANT / EXPERT-CONSEIL	CONSULTANT / EXPERT-CONSEIL

PROJECT / LOCATION / PROJET / ENDROIT

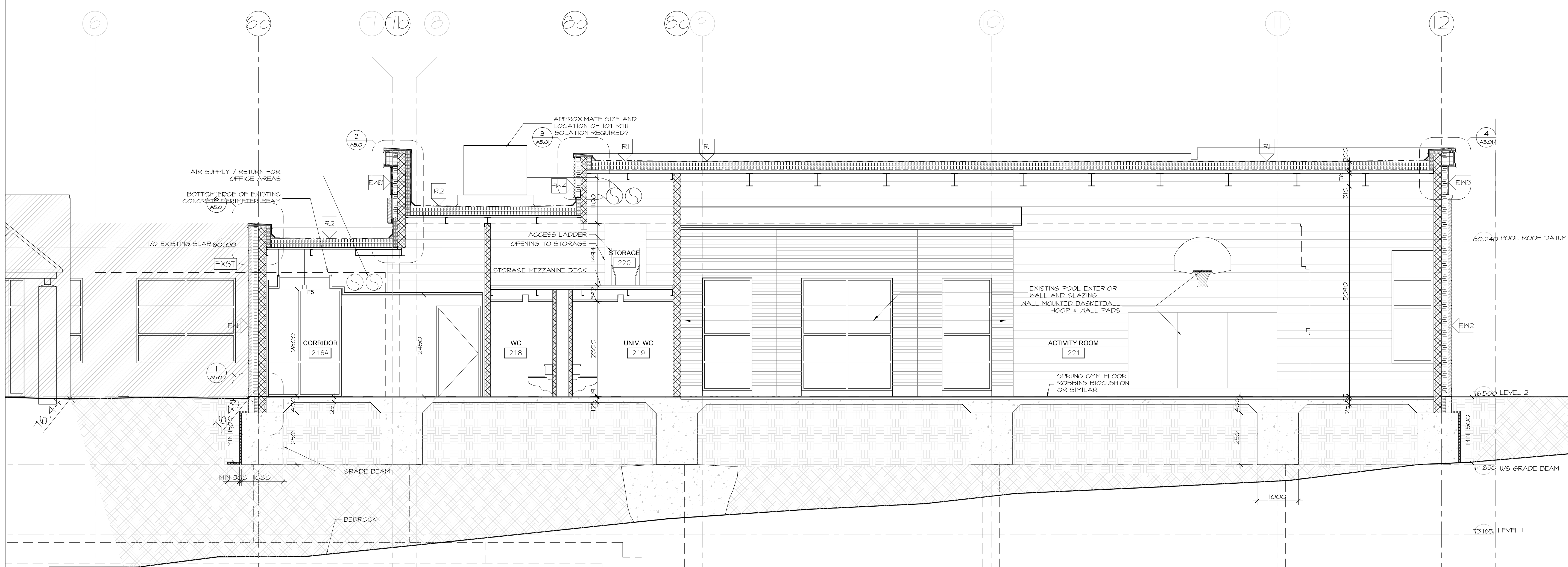
DOVERCOURT
PHASE 2
ADDITION & RENOVATION

411 DOVERCOURT
 OTTAWA, ONTARIO

DRAWING / DESSIN
SECTIONS
WEST - EAST SECTION

FACILITY NO. / NO. DE INSTALLATIONS	SHEET NO. / FEUILLE NO.

PROJECT NO. / PROJET NO.
A4.01
 1713



1 WEST - EAST SECTION
 A4.01 SCALE 1:50



Hobin Architecture
 Incorporated

63 Parnilla Street
 Ottawa, Ontario
 Canada K1S 3K7

T: 613 238 7200
 F: 613 235 2055
 E: mail@hobinarc.com

hobinarc.com




6		
5		
4		
3		
2	ISSUED FOR PERMIT	20170705 DV
1	ISSUED FOR INFORMATION	20170623 DV
NUMBER	DATE: (MM/DD)	INITIALS
NUMBER	DATE: (MM/DD)	INITIALS

DESIGNED BY / CONÇU PAR	CHECKED BY / VÉRIFIÉ PAR
DRAWN BY / DÉSSINÉ PAR	SCALE / ÉCHELLE
DV	1:50

DETAIL NUMBER	DRAWING TITLE
A1.1	
SHEET NUMBER	

THIS DRAWING IS THE PROPERTY OF THE CITY OF OTTAWA AND ALL COPYRIGHT IS RESERVED. DIMENSIONS ON DRAWING ARE FOR ESTIMATING PURPOSES ONLY. IT IS THE RESPONSIBILITY OF EACH CONTRACTOR AND SUB-CONTRACTOR OR CONSULTANT TO CHECK AND VERIFY ALL DIMENSIONS AND CONDITIONS ON SITE. NOTIFY OWNER OF ANY ERRORS OR OMISSIONS PRIOR TO COMMENCING THE WORK. DO NOT SCALE THE DRAWINGS.

CE DESSIN CONSTITUE LA PROPRIÉTÉ DE LA VILLE D'OTTAWA ET TOUT DROIT D'AUTEUR EST RÉSERVÉ. LES DIMENSIONS UTILISÉES SE SONT À DES FINS DESTINATION SEULEMENT. IL INCOMBE À CHAQUE ENTREPRENEUR, SOUS-CONTRACTANT OU CONSULTANT DE VÉRIFIER TOUTES LES DIMENSIONS ET LES CONDITIONS SUR LE CHANTIER. VEUILLEZ INFORMER LE PROPRIÉTAIRE DE TOUTE ERREUR OU OMISSION AVANT D'ENTAMER LES TRAVAUX. NE DRESSEZ PAS LES PLANS À L'ÉCHELLE.



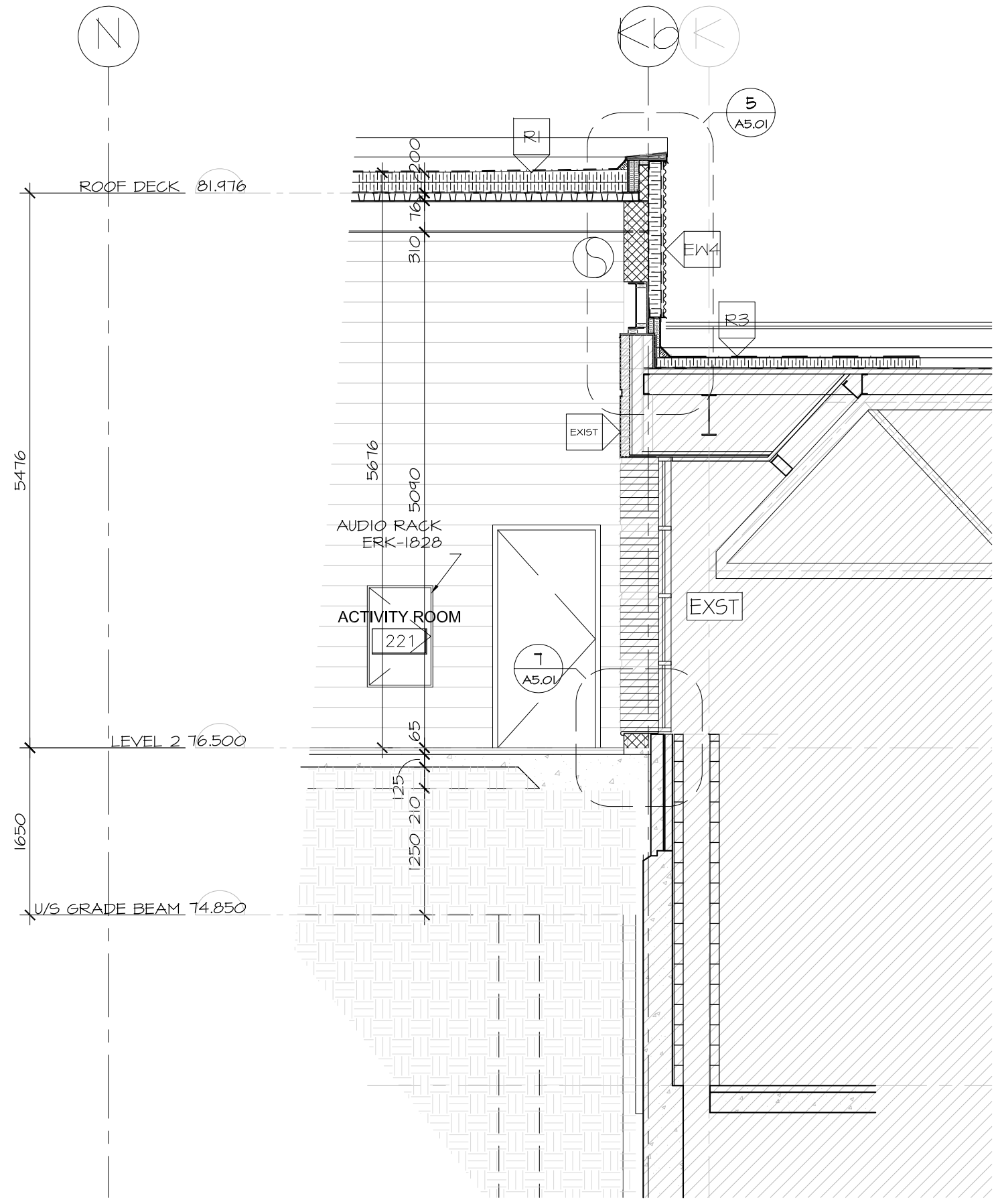
ARCHITECT / ARCHITECTE	CONSULTANT / EXPERT-CONSEIL
CONSULTANT / EXPERT-CONSEIL	CONSULTANT / EXPERT-CONSEIL

PROJECT / LOCATION / PROJET / ENDROIT
DOVERCOURT
 PHASE 2
 ADDITION & RENOVATION
 411 DOVERCOURT
 OTTAWA, ONTARIO

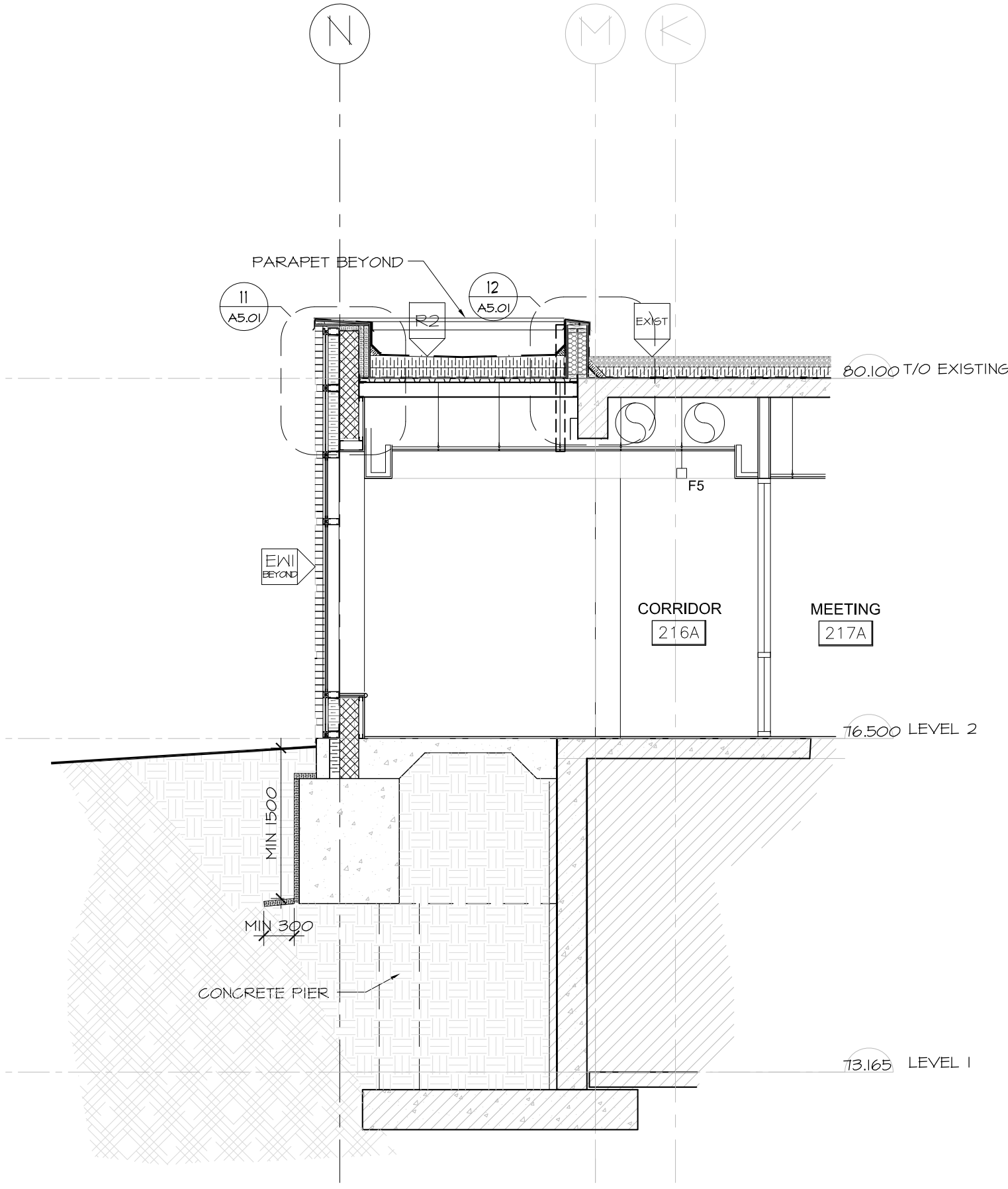
DRAWING / DESSIN
SECTIONS
 BUILDING SECTIONS

FACILITY NO. / NO. DE INSTALLATIONS	SHEET NO. / FEUILLE NO.
	A4.02

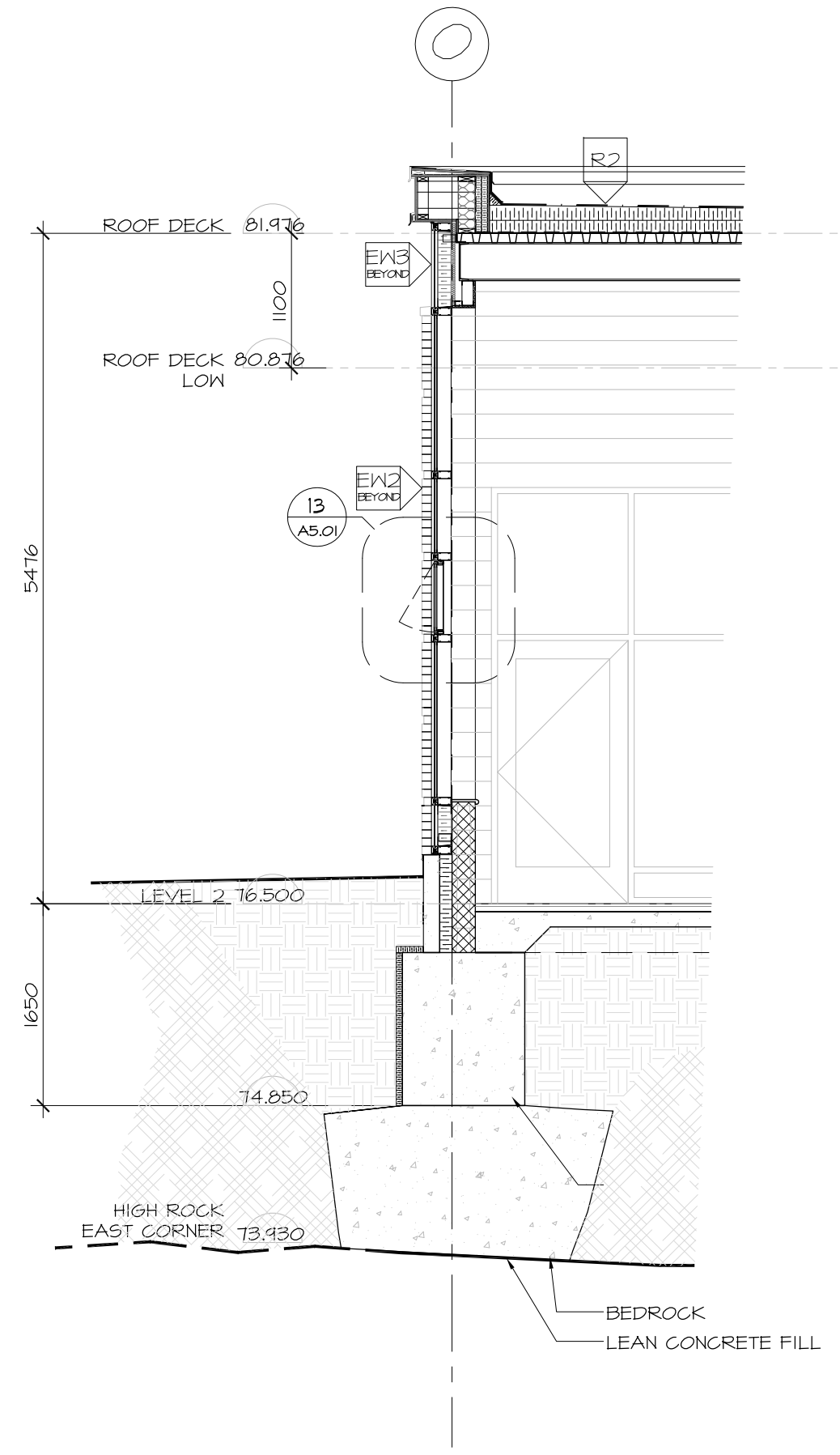
PROJECT NO. / PROJET NO.
 1713



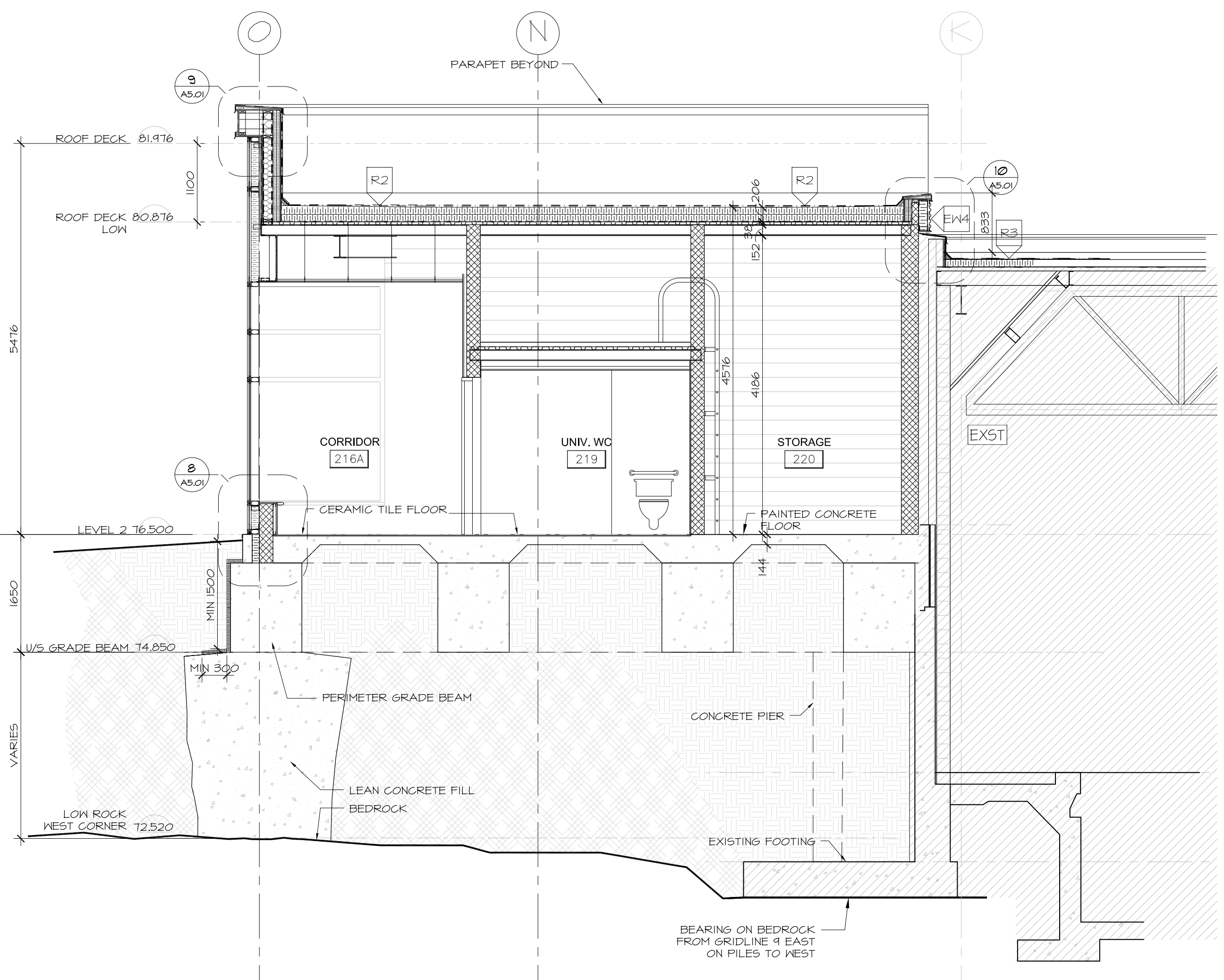
3 SECTION AT EXISTING POOL WINDOW
 A4.02 SCALE 1:50



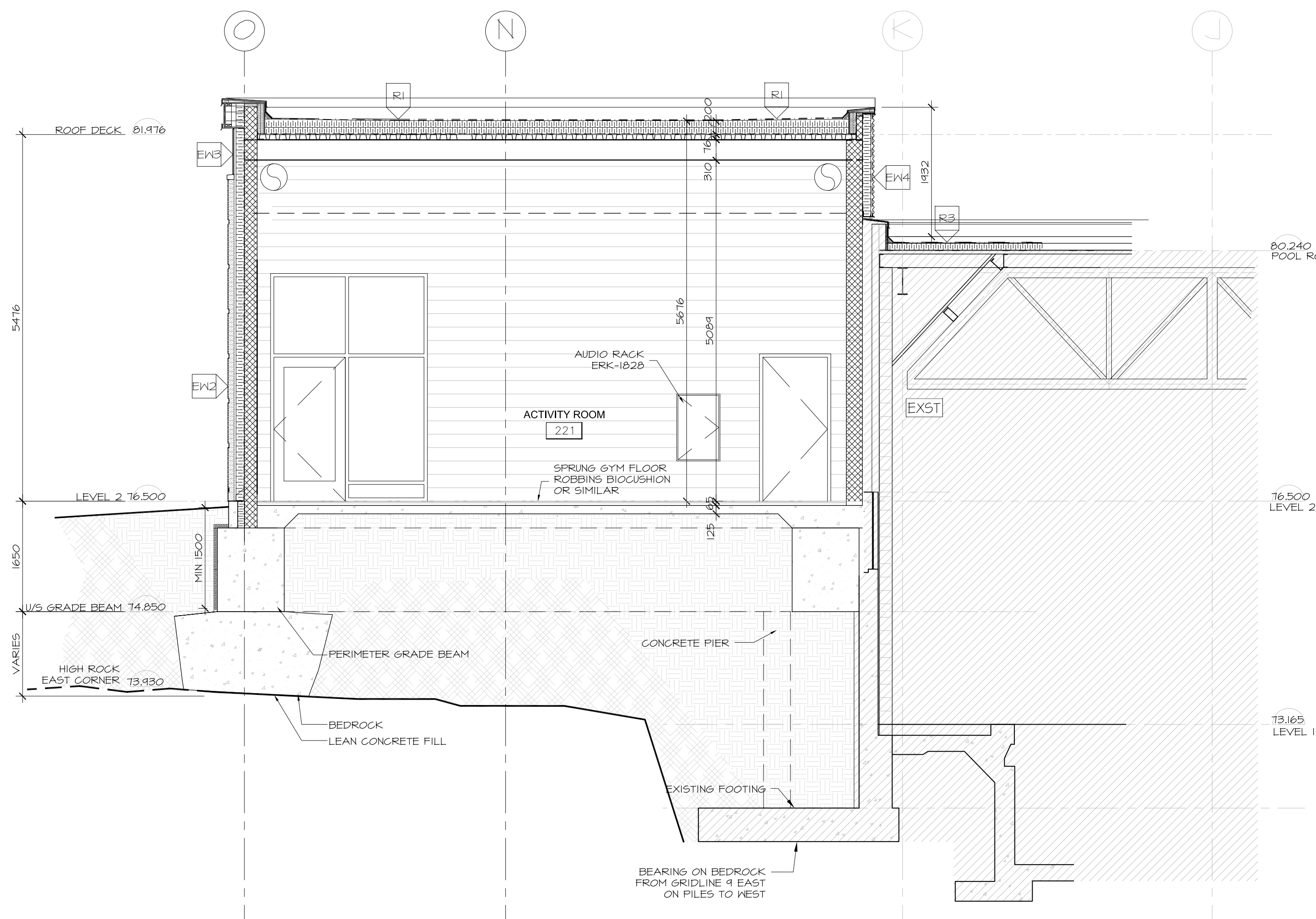
4 SECTION AT LINKING CORRIDOR
 A4.02 SCALE 1:50



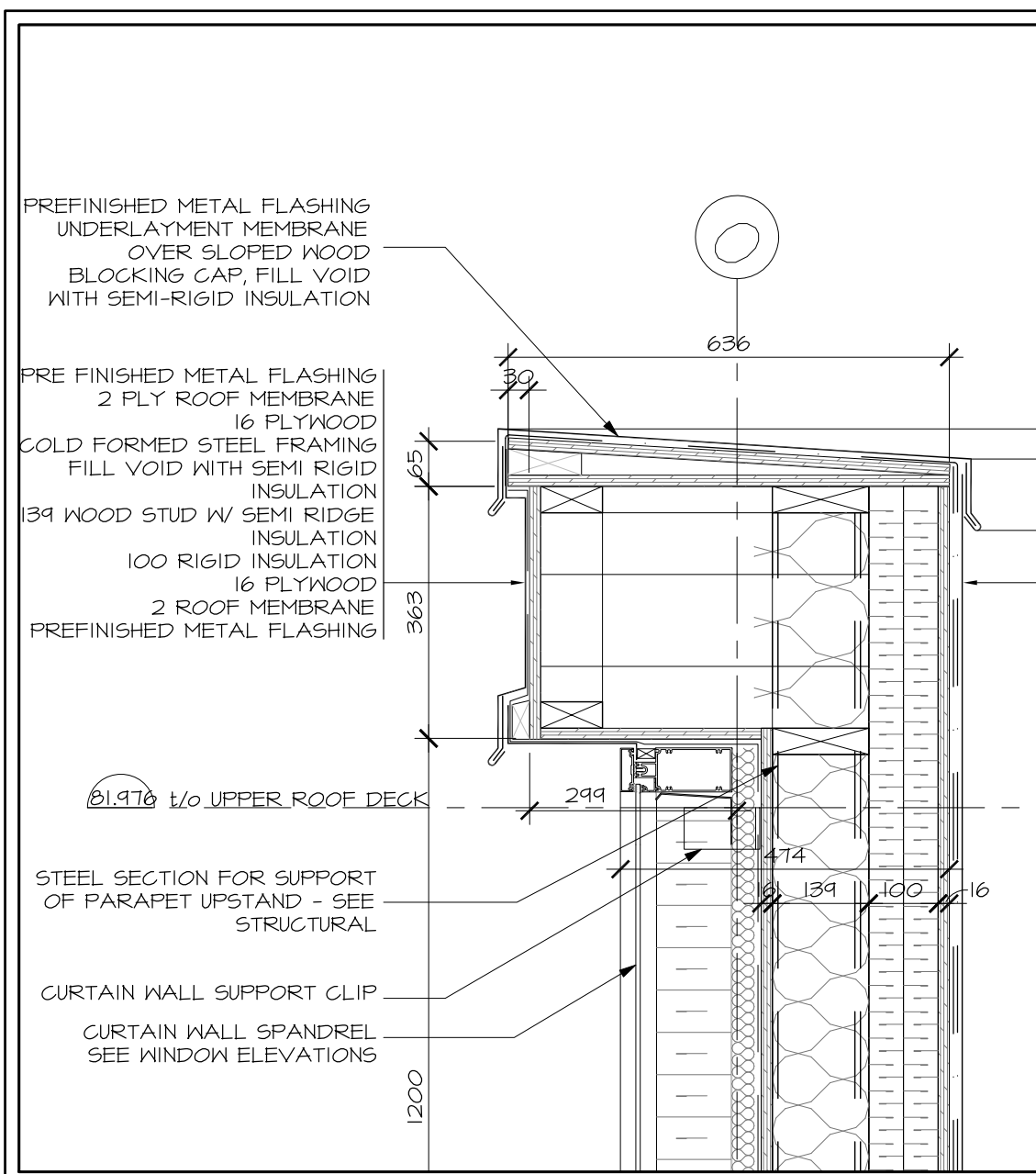
5 SECTION AT EAST CORNER WINDOW
 A4.02 SCALE 1:50



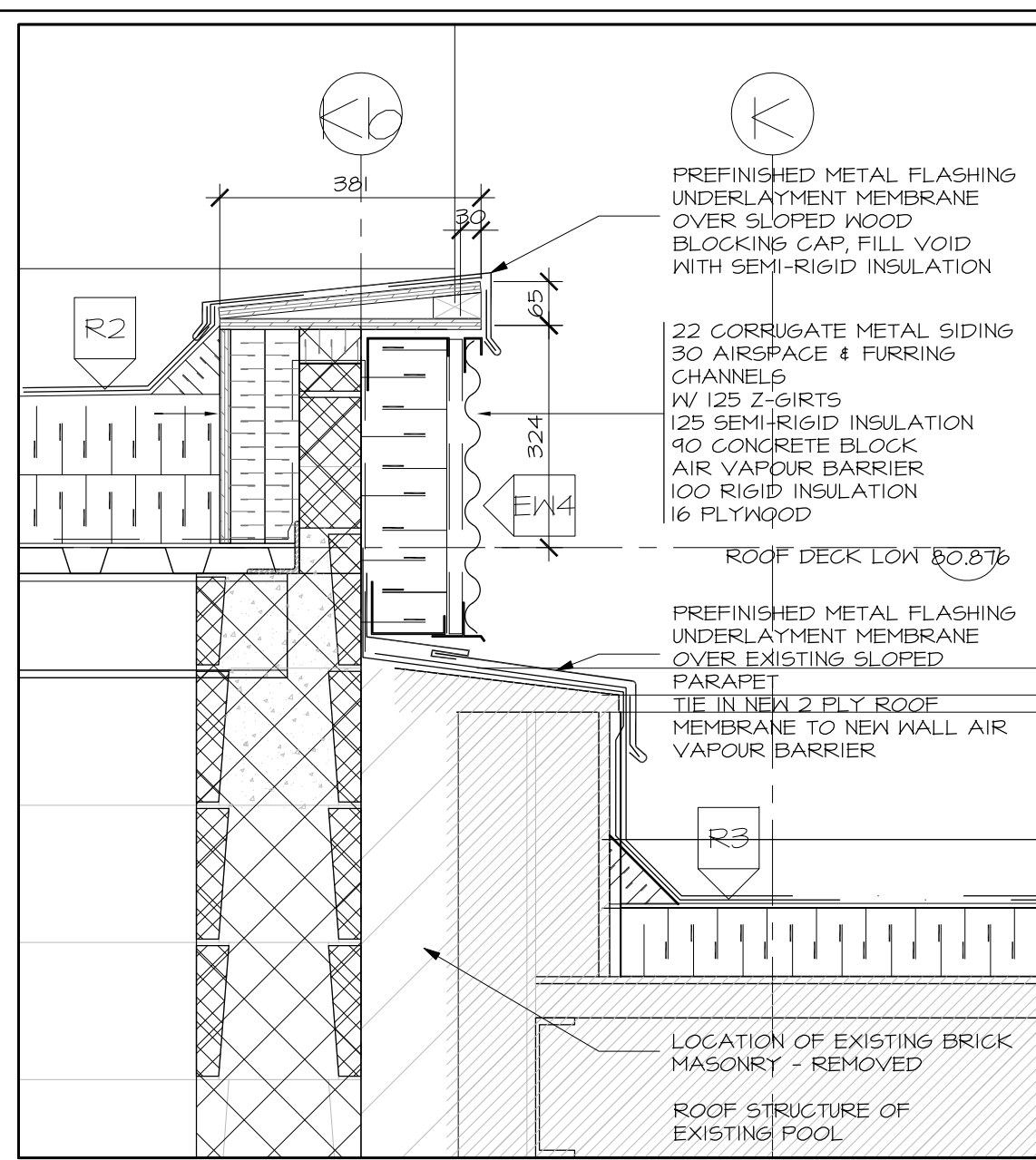
1 SECTION AT WASHROOM / STORAGE ROOM
 A4.02 SCALE 1:50



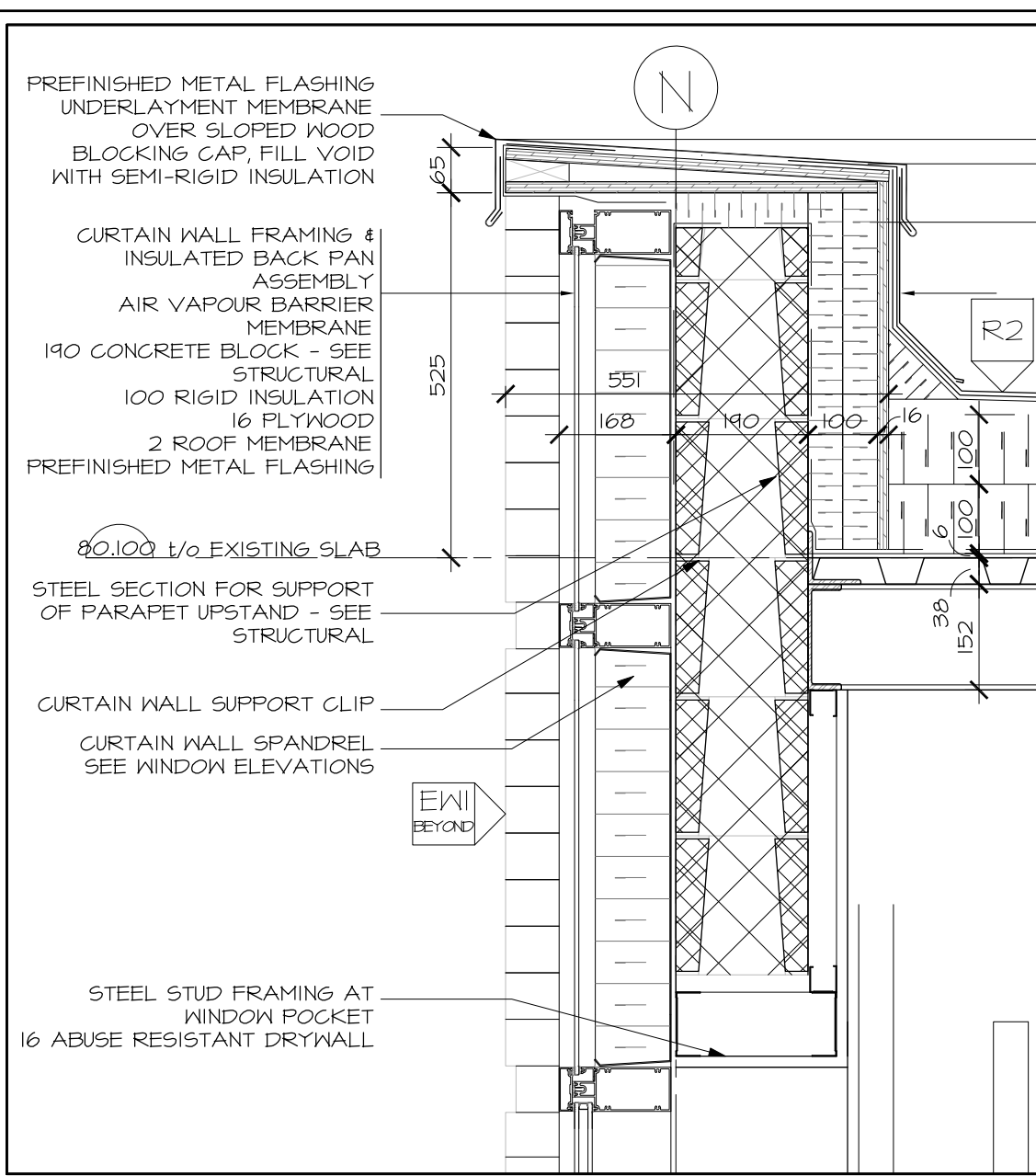
2 SECTION AT ACTIVITY ROOM 221 LOOKING WEST
 A4.02 SCALE 1:50



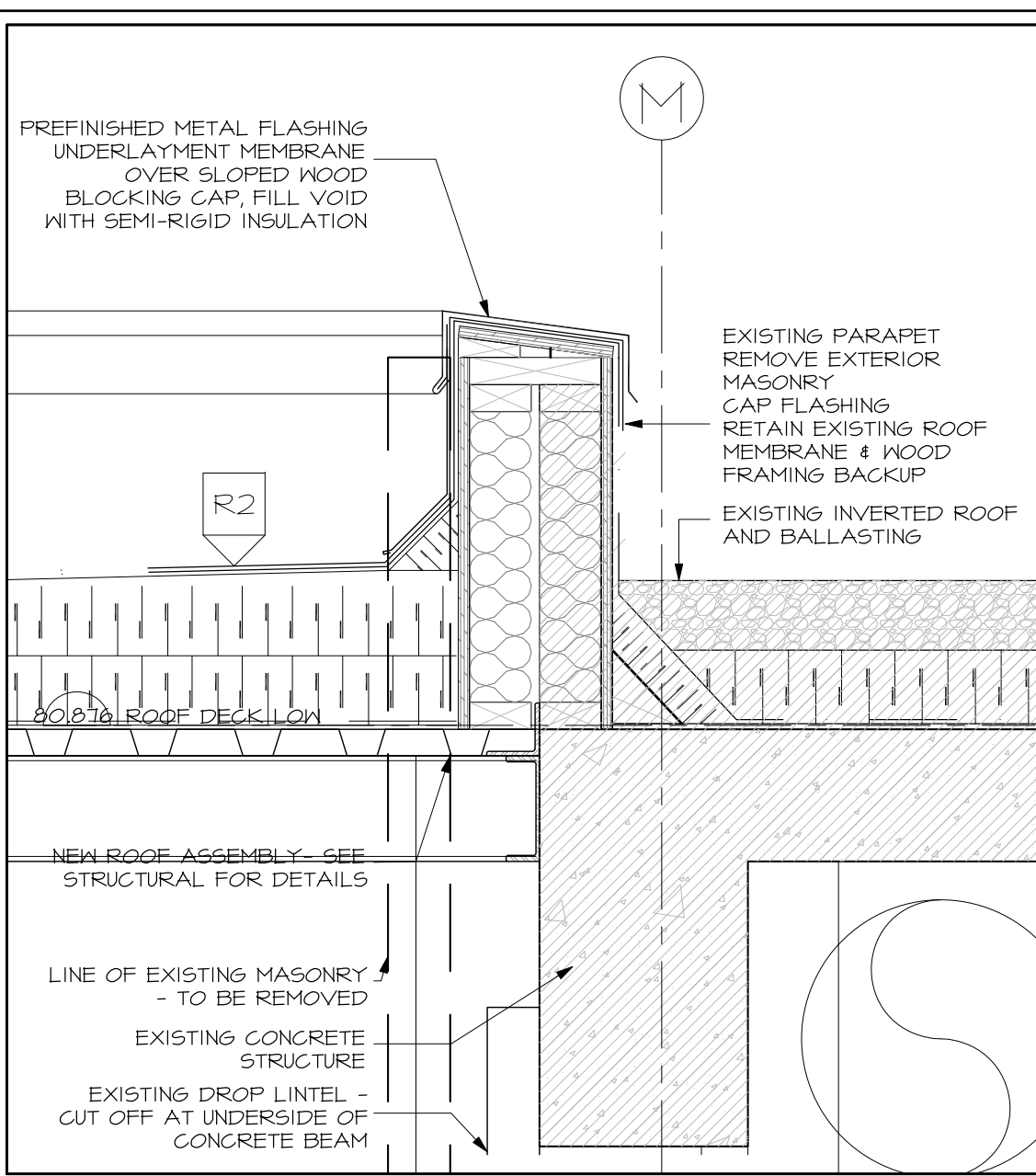
9 SECTION DETAIL AT GRID O - PARAPET
A5.01 SCALE 1:10



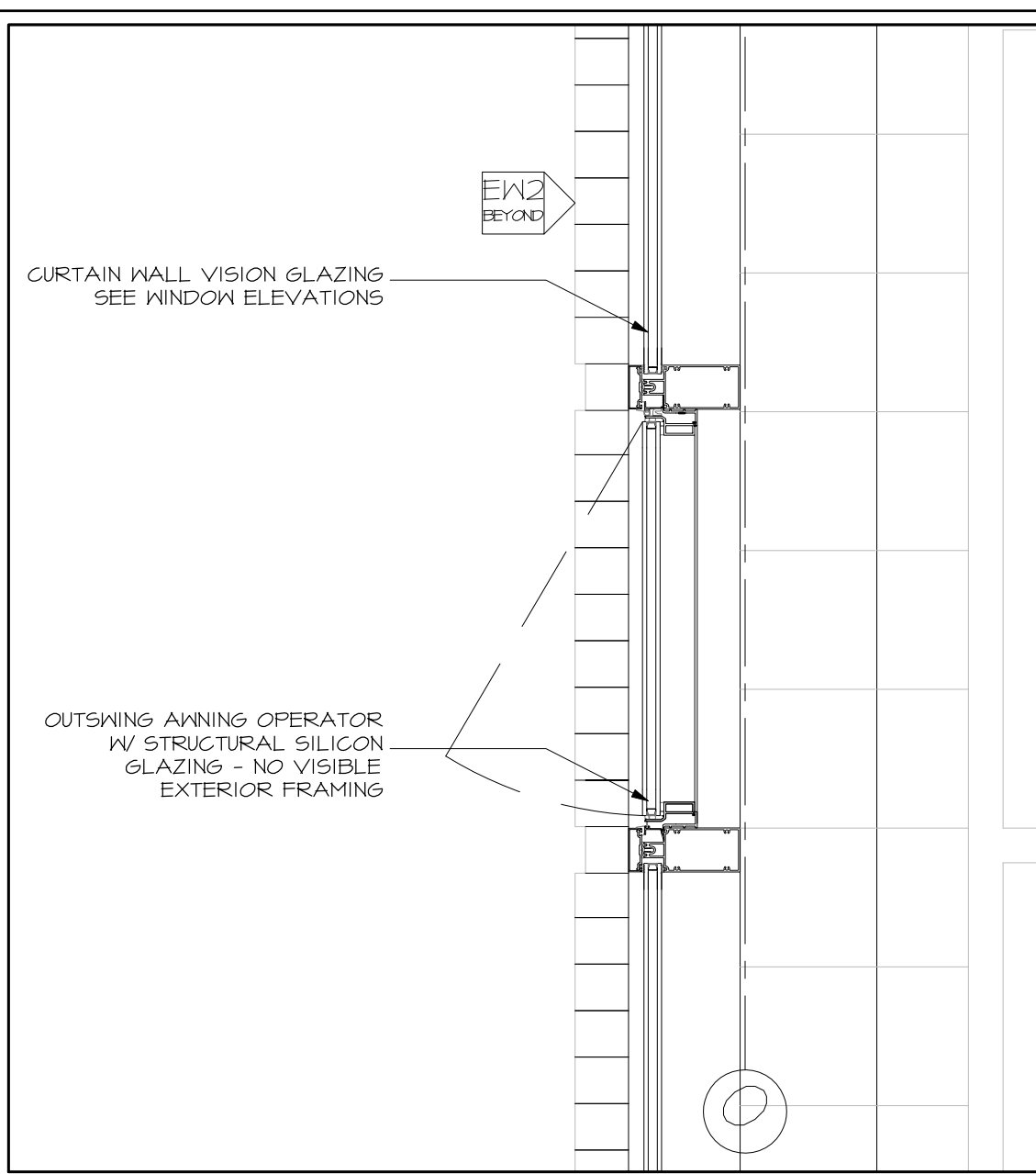
10 SECTION DETAIL AT GRID Kb - EXISTING
A5.01 SCALE 1:10



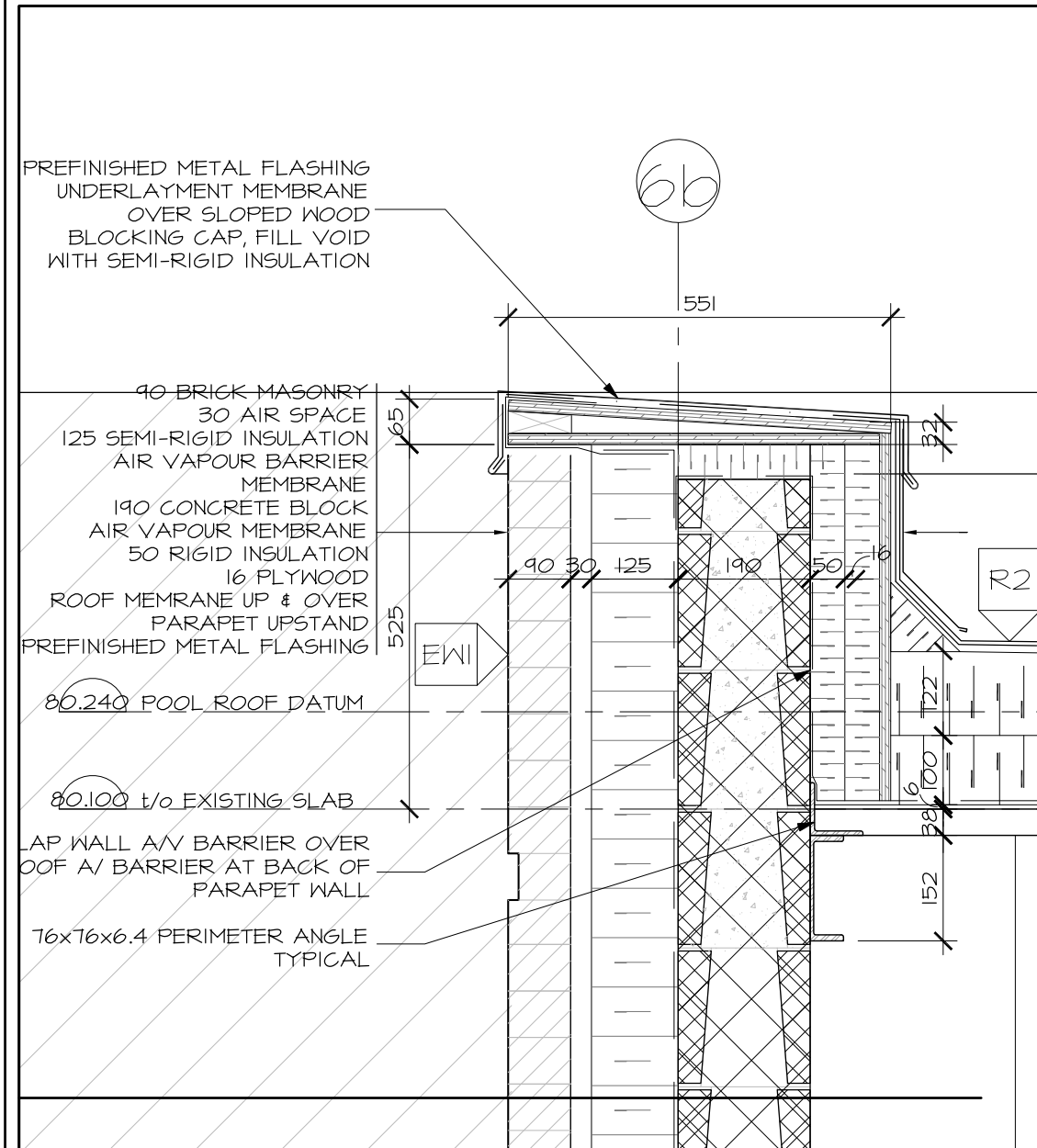
11 SECTION DETAIL AT GRID N - PARAPET
A5.01 SCALE 1:10



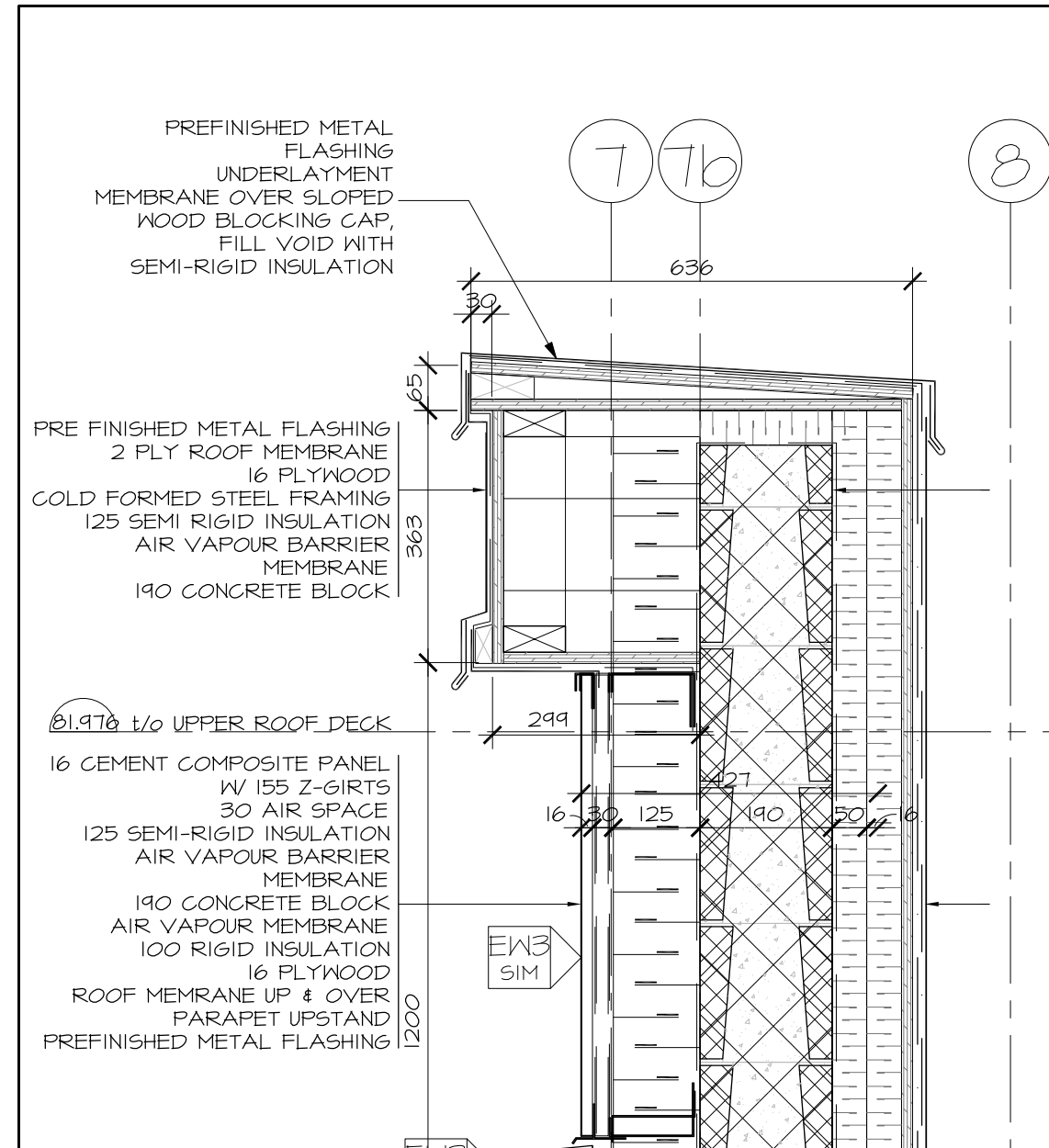
12 SECTION DETAIL AT GRID M - PARAPET
A5.01 SCALE 1:10



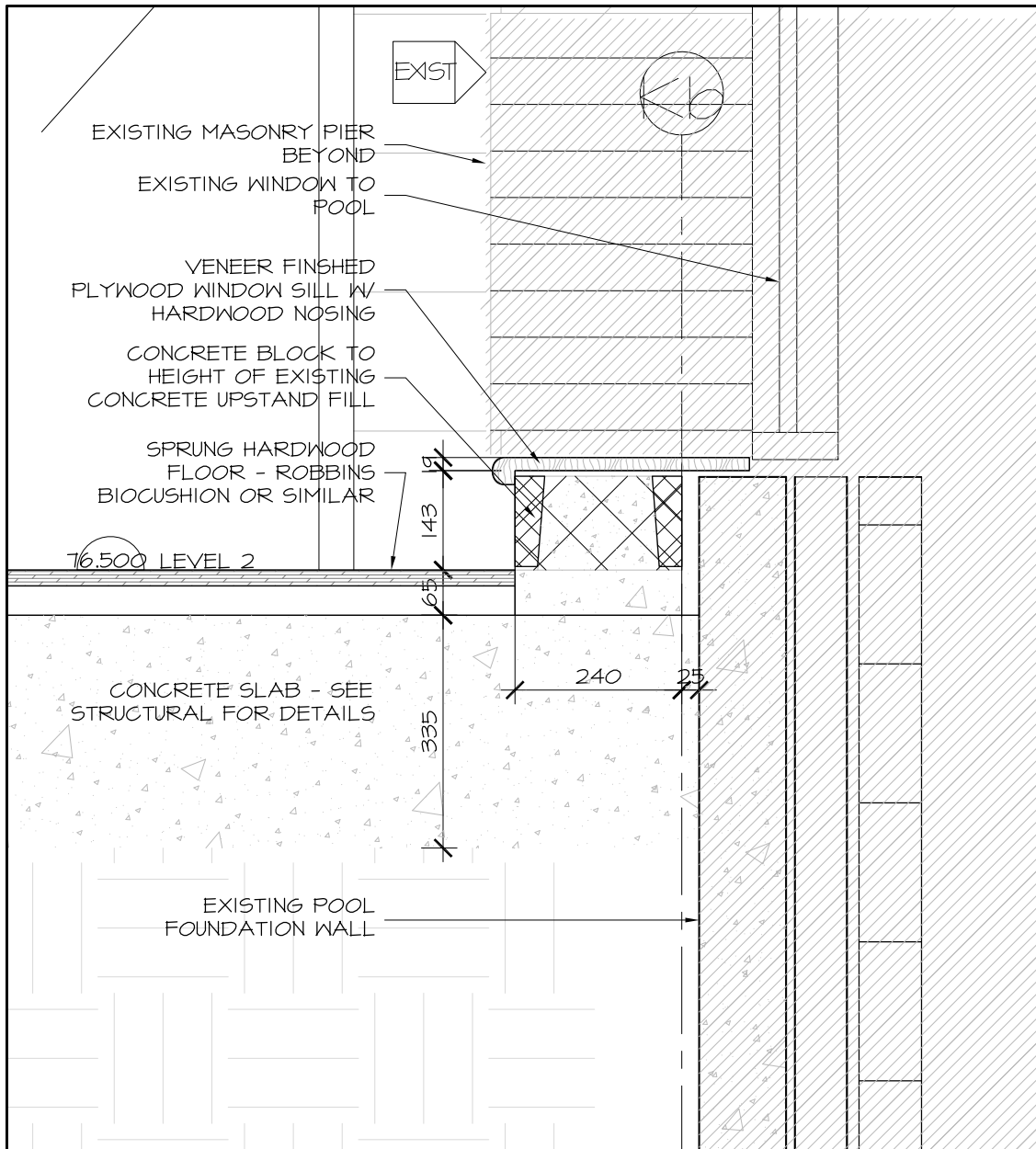
13 SECTION DETAIL AT GRID O - CURTAIN WALL
A5.01 SCALE 1:10



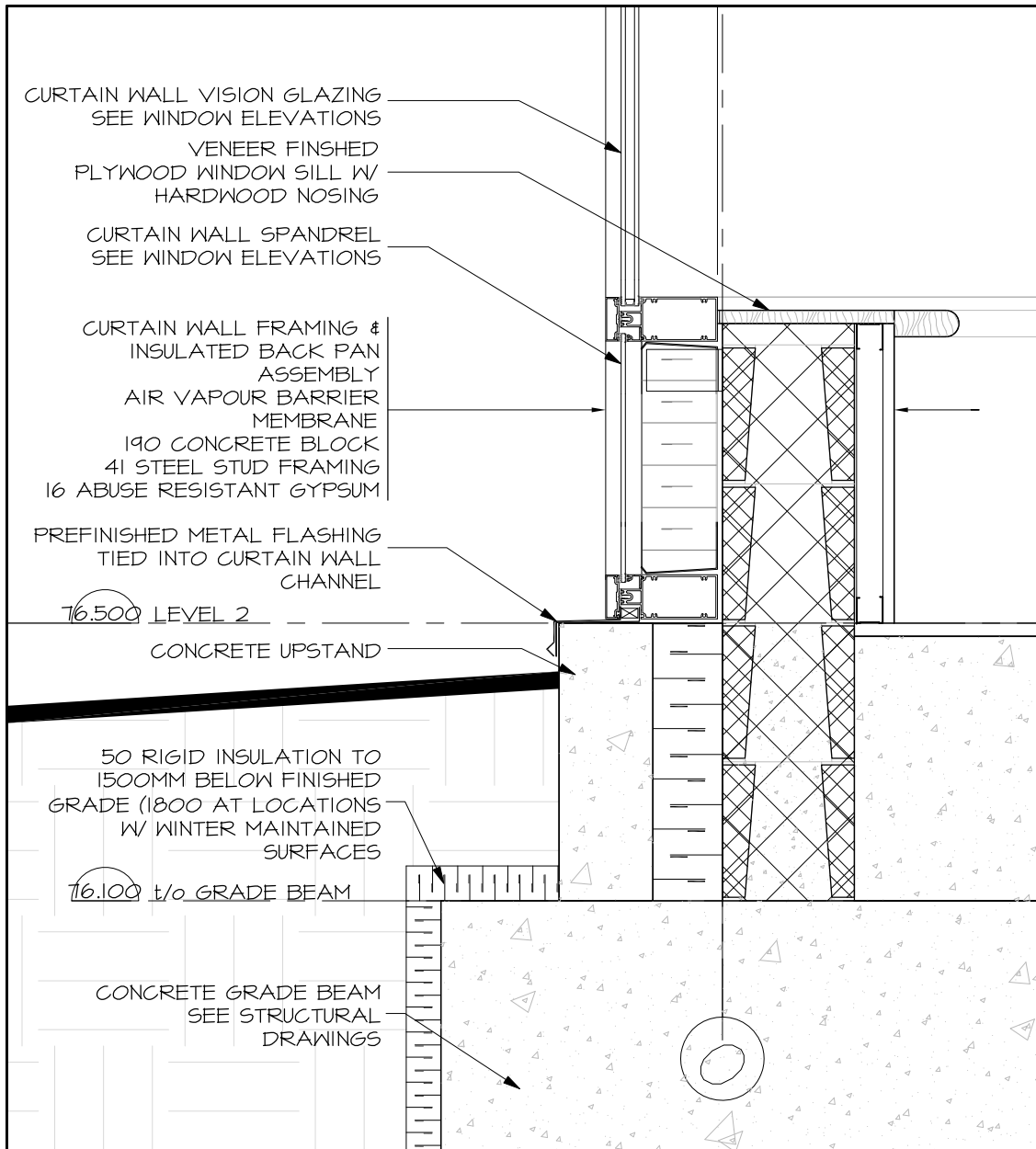
6 SECTION DETAIL AT GRID 6b - PARAPET
A5.01 SCALE 1:10



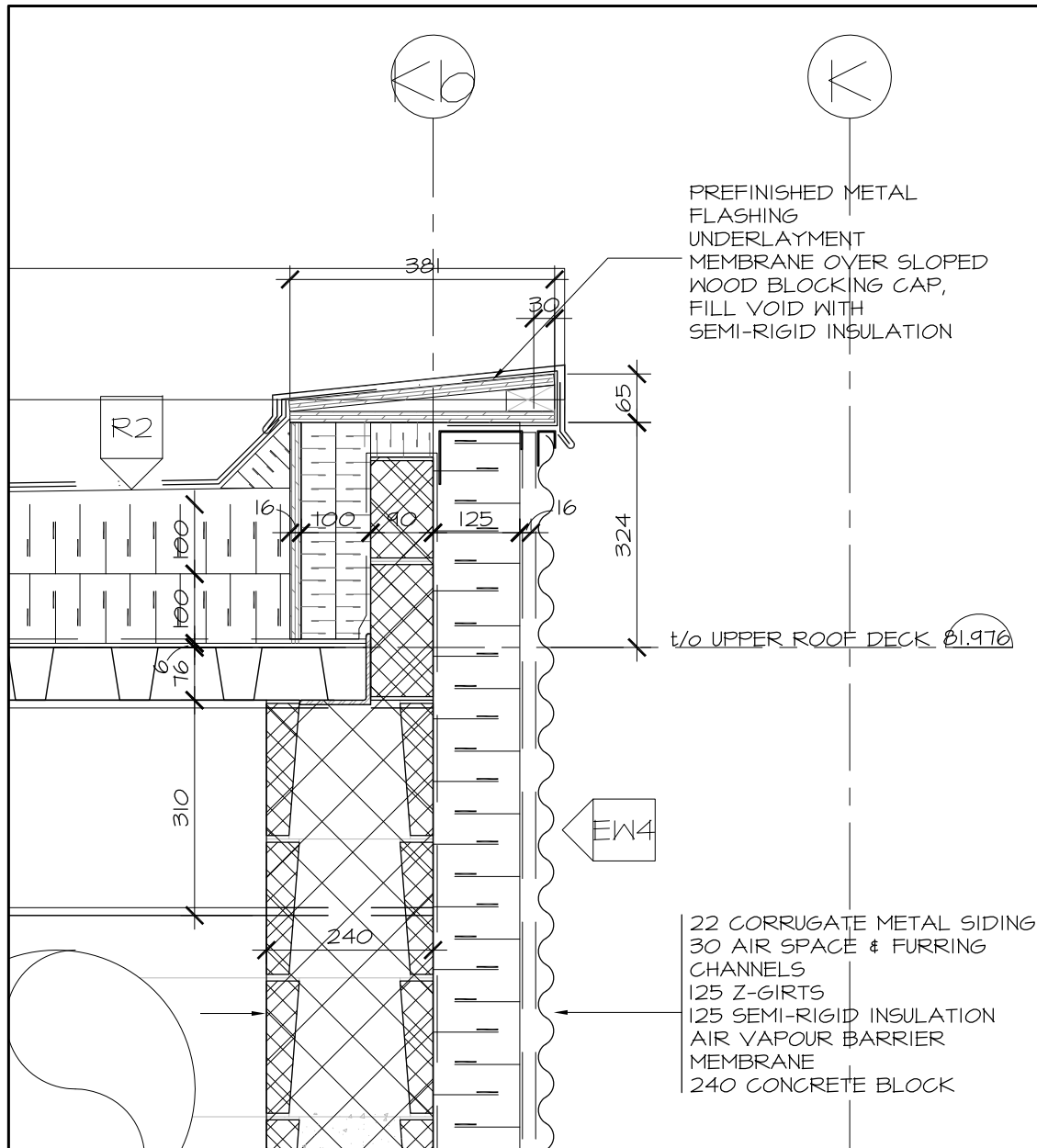
7 SECTION DETAIL AT GRID 7b - PARAPET
A5.01 SCALE 1:10



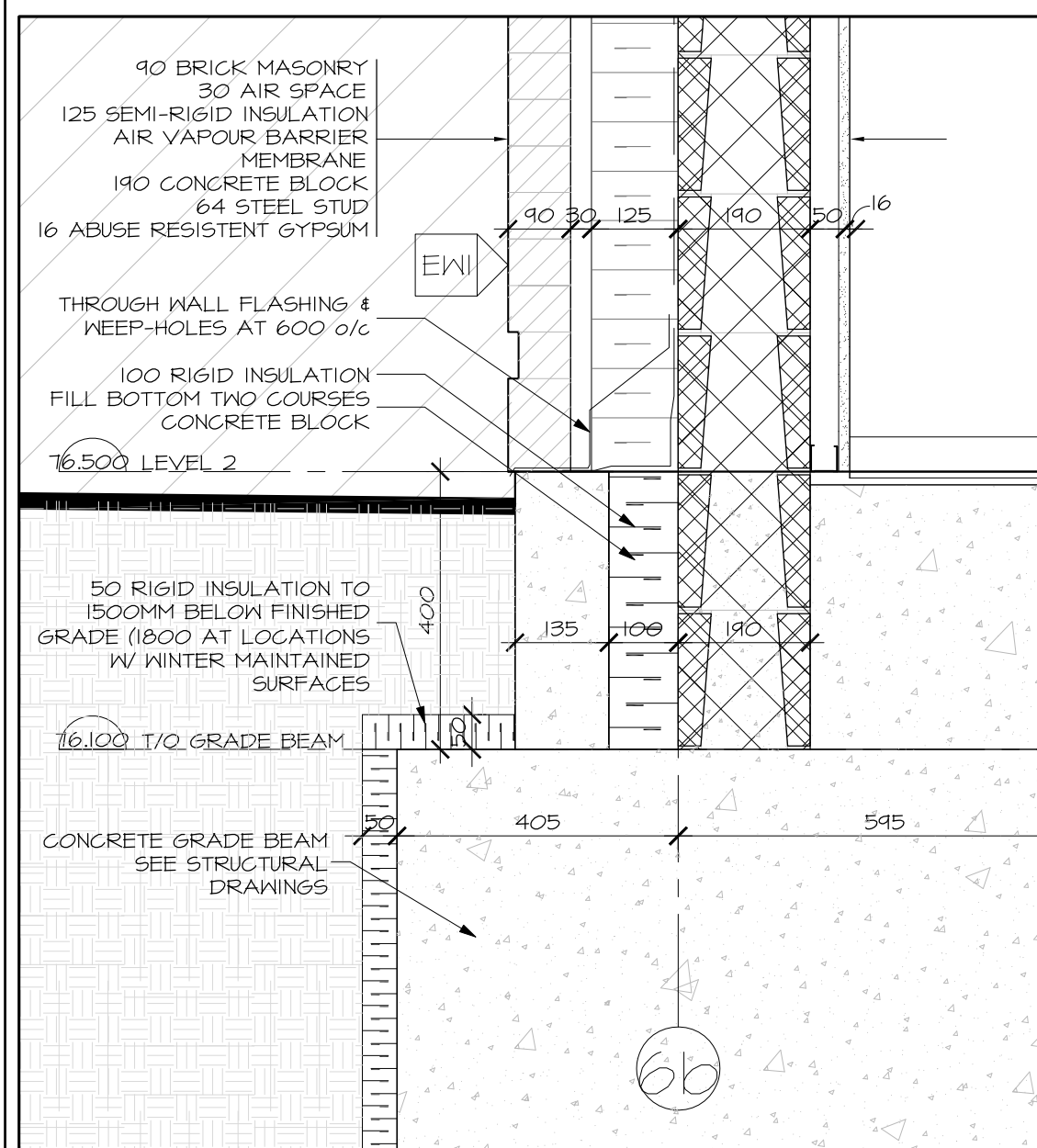
7 SECTION DETAIL AT GRID 6b
A5.01 SCALE 1:10



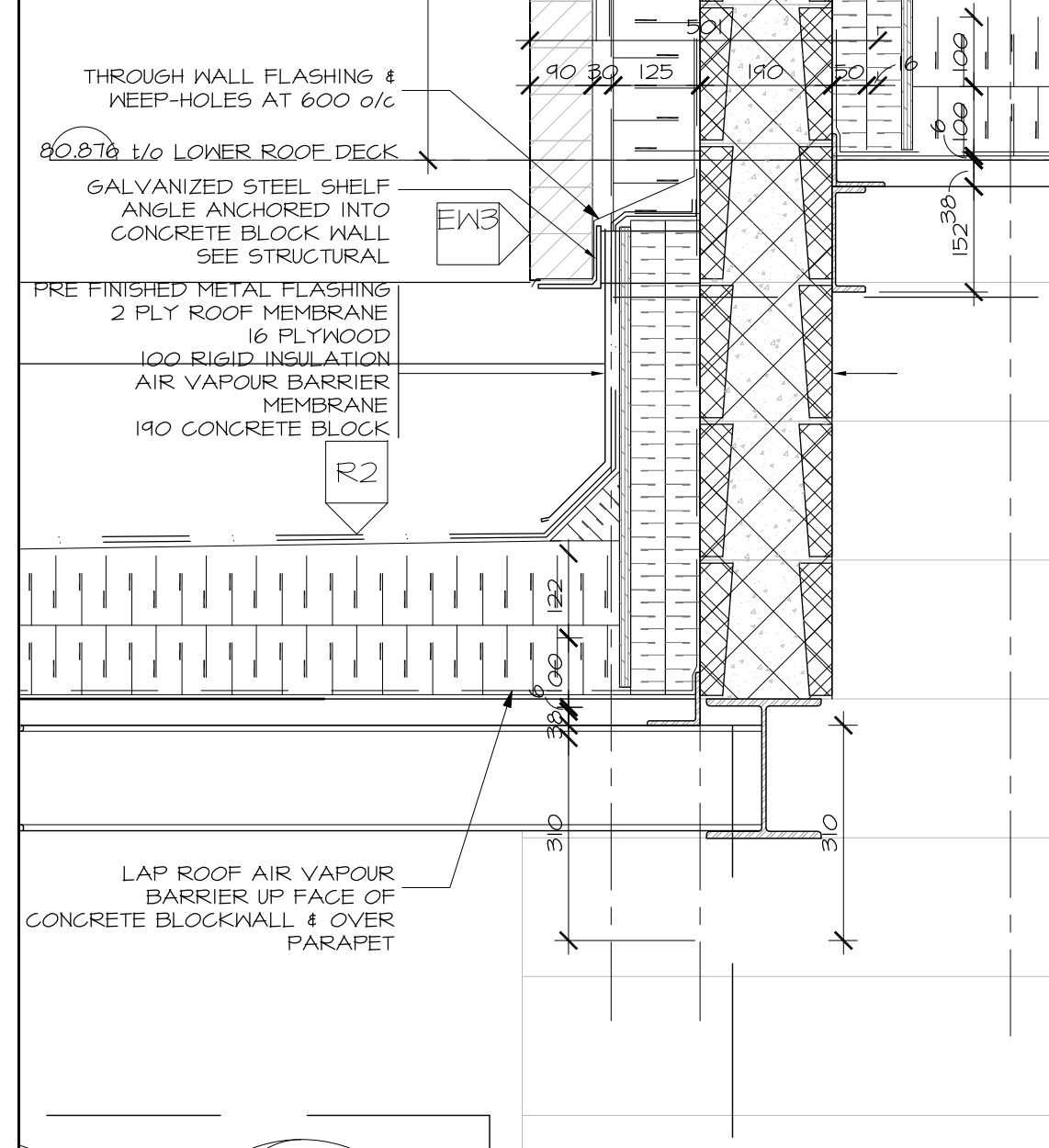
8 SECTION DETAIL AT GRID 6b
A5.01 SCALE 1:10



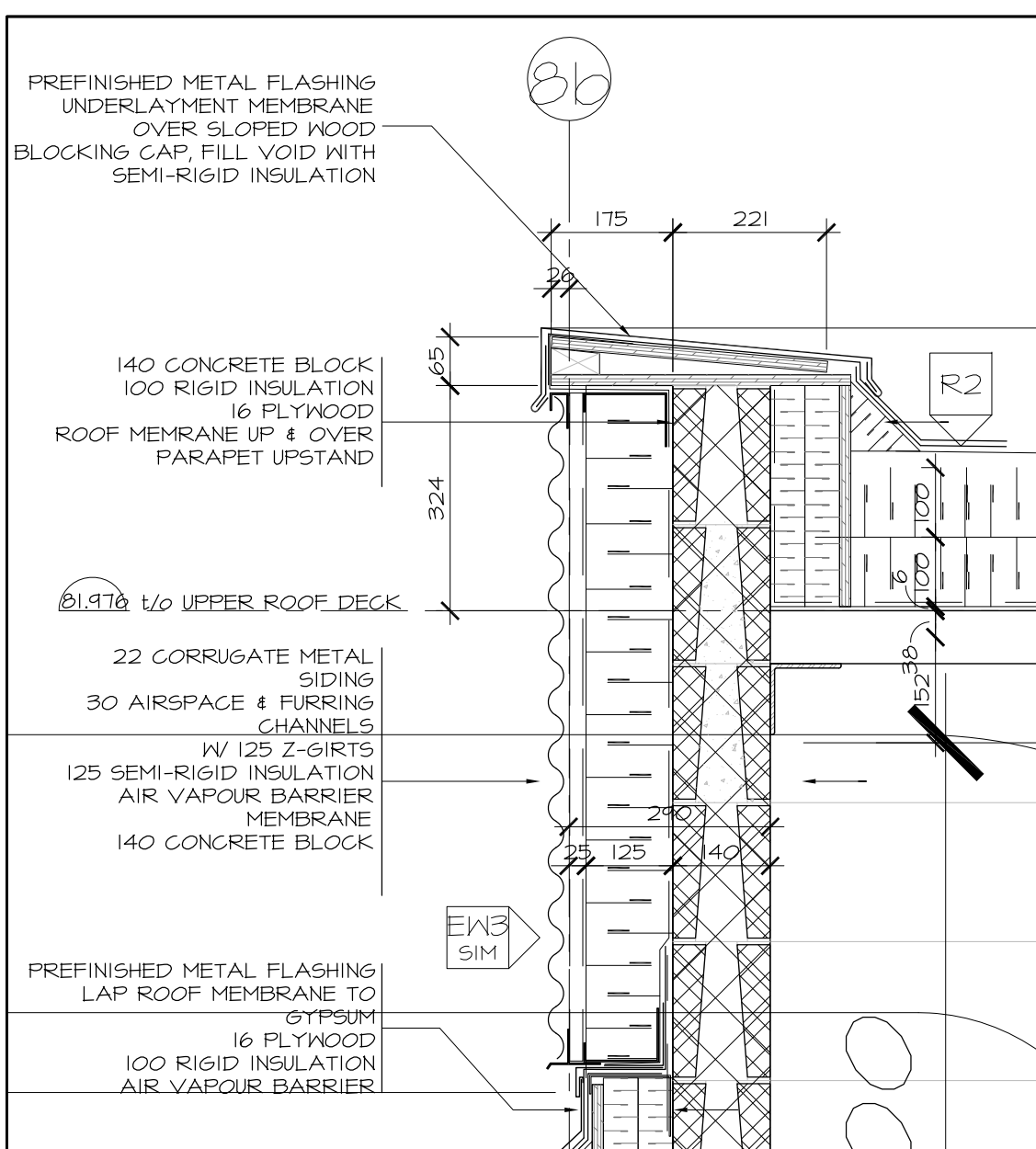
5 SECTION DETAIL AT GRID 6b
A5.01 SCALE 1:10



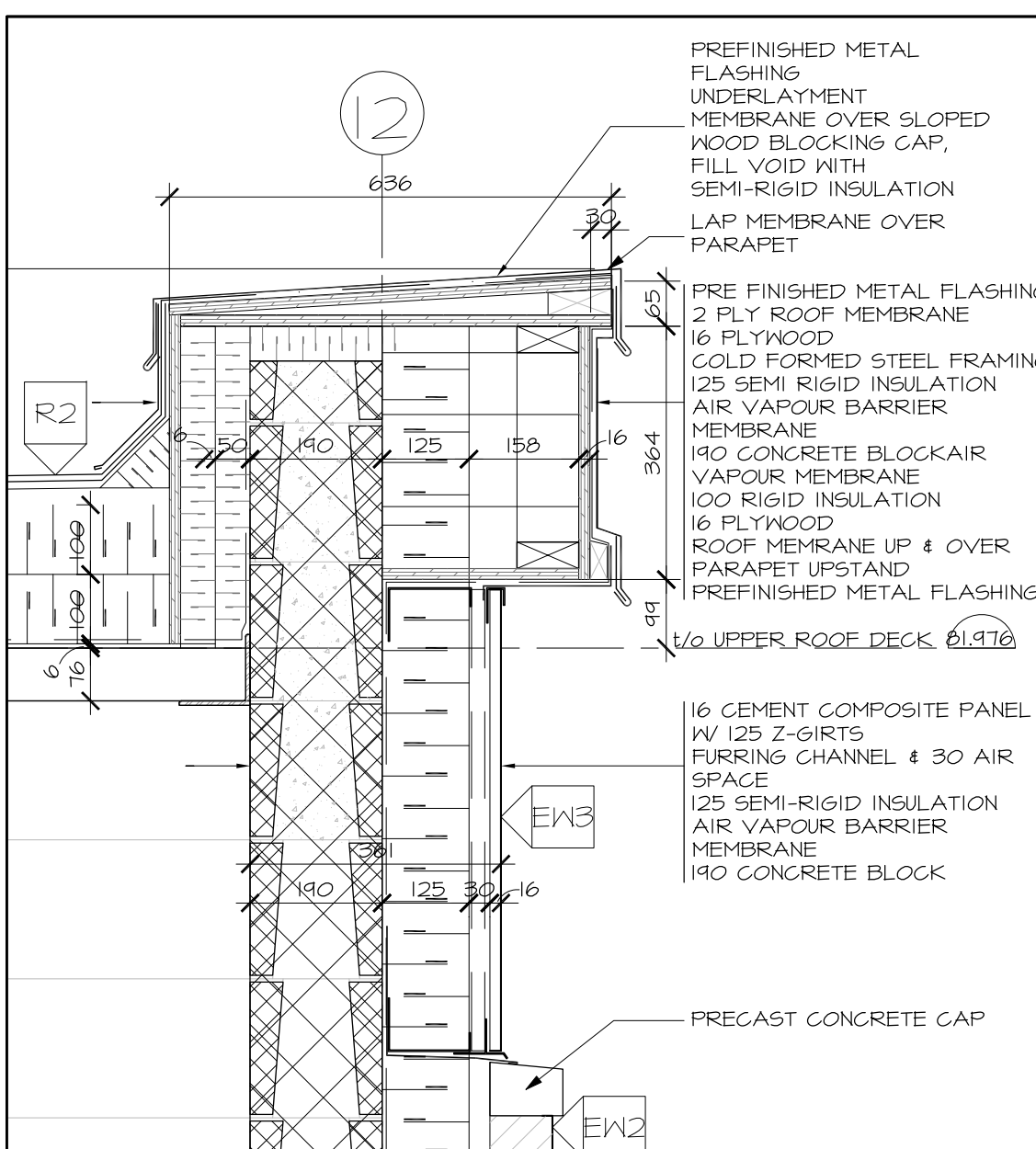
1 SECTION DETAIL AT GRID 6b - FOUNDATION
A5.01 SCALE 1:10



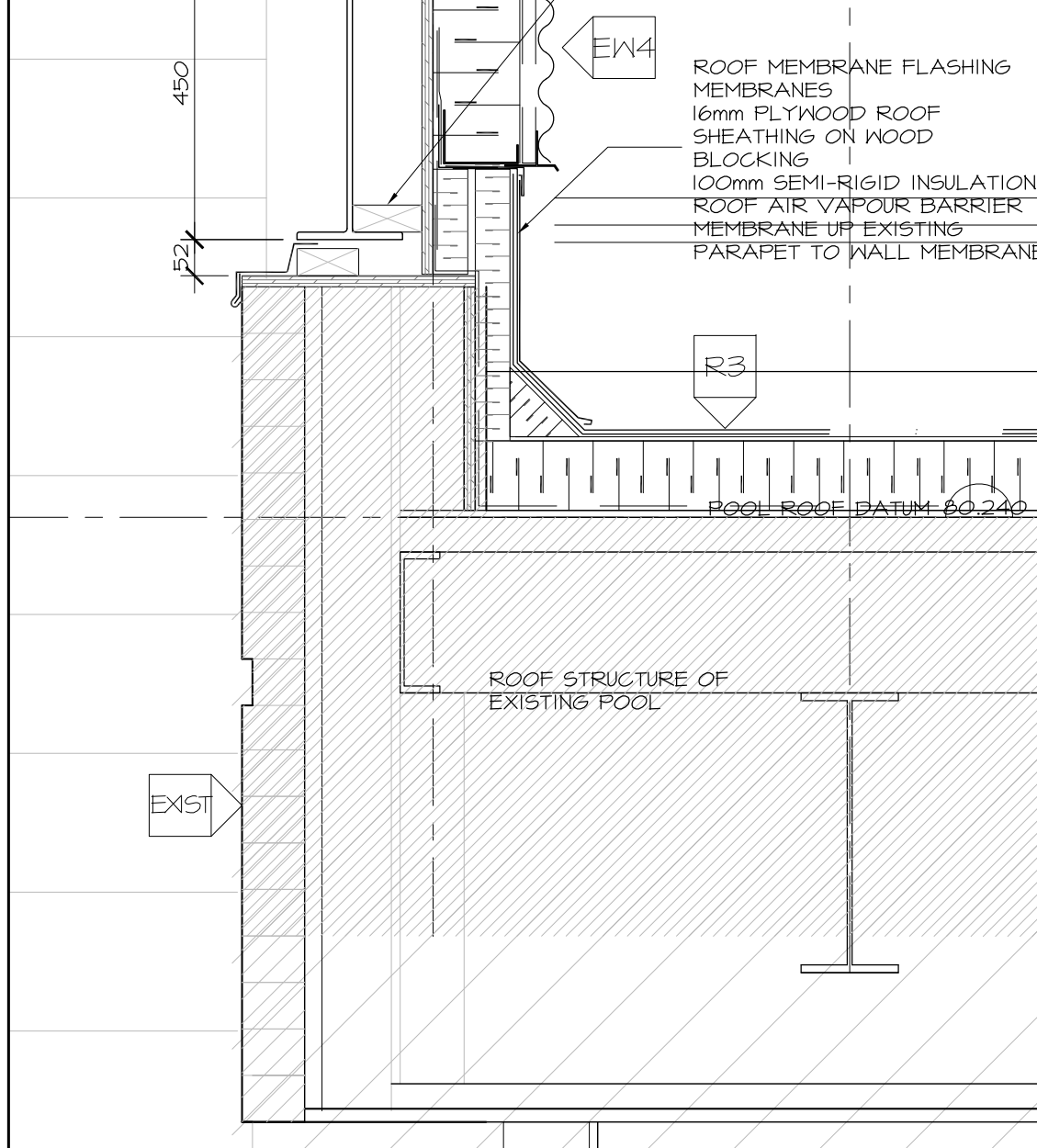
2 SECTION DETAIL AT GRID 7b - PARAPET
A5.01 SCALE 1:10



3 SECTION DETAIL AT GRID 8b - PARAPET
A5.01 SCALE 1:10



4 SECTION DETAIL AT GRID 12 - PARAPET
A5.01 SCALE 1:10



5 SECTION DETAIL AT GRID 6b
A5.01 SCALE 1:10



6			
5			
4			
3			
2			
1	ISSUED FOR PERMIT	20170505	DV
NUMBER	MILESTONE / FAT SAILLANT	DATE: (MM) / (ANN)	INITIALS
DESIGNED BY / CONCEVU PAR		CHECKED BY / VÉRIFIÉ PAR	
DRAWN BY / DÉSSINÉ PAR		SCALE / ÉCHELLE	
DV		1:50	

DETAIL NUMBER	
1	DRAWING TITLE
A5.01	SCALE
	SHEET NUMBER

THIS DRAWING IS THE PROPERTY OF THE CITY OF OTTAWA AND ALL COPYRIGHT IS RESERVED. DIMENSIONS ON DRAWING ARE FOR ESTIMATING PURPOSES ONLY. IT IS THE RESPONSIBILITY OF EACH CONTRACTOR AND SUB-CONTRACTOR OR CONSULTANT TO CHECK AND VERIFY ALL DIMENSIONS AND CONDITIONS ON SITE. NOTIFY OWNER OF ANY ERRORS OR OMISSIONS PRIOR TO COMMENCING THE WORK. DO NOT SCALE THE DRAWINGS.

CE Dessin constitue la propriété de la ville d'Ottawa et tout droit d'auteur est réservé. Les dimensions utilisées se sont à des fins d'estimation seulement. Il incombe à chaque entrepreneur, sous-contractant ou consultant de vérifier toutes les dimensions et les conditions sur le chantier avant d'entamer les travaux. Ne dressez pas les plans à l'échelle. Ne commencez pas les travaux sans avoir vérifié les dimensions et les conditions sur le chantier.

ARCHITECT / ARCHITECTE	CONSULTANT / EXPERT-CONSEIL
Ontario Association Architects Licence 3049	
CONSULTANT / EXPERT-CONSEIL	CONSULTANT / EXPERT-CONSEIL

PROJECT / LOCATION / PROJET / ENDROIT
DOVERCOURT
PHASE 2
ADDITION & RENOVATION
411 DOVERCOURT
OTTAWA, ONTARIO

DRAWING / DESSIN
SECTIONS
SECTION DETAILS

FACILITY NO. / NO. DE INSTALLATIONS SHEET NO. / FEUILLE NO.
A5.01

PROJECT NO. / PROJET NO.
1713



Hobin Architecture
 Incorporated

63 Pamela Street
 Ottawa, Ontario
 Canada K1S 3K7

T: 613 238 7200
 F: 613 235 2055
 E: mail@hobinarc.com

hobinarc.com

6			
5			
4			
3			
2	ISSUED FOR PERMIT	2017/02/25	DV
1	ISSUED FOR INFORMATION	2017/06/23	DV
NUMBER	MILESTONE / FAT SALIENT	DATE	(FAMO) (AMV) INITIALS
DESIGNED BY / CONCEIVED PAR		CHECKED BY / VÉRIFIÉ PAR	
DRAWN BY / DÉSSINÉ PAR		SCALE / ÉCHELLE	
DV		1:50	

DETAIL NUMBER	
A1.1	DRAWING TITLE
SCALE	
SHEET NUMBER	

THIS DRAWING IS THE PROPERTY OF THE CITY OF OTTAWA AND ALL COPYRIGHT IS RESERVED. DIMENSIONS ON DRAWING ARE FOR ESTIMATING PURPOSES ONLY. IT IS THE RESPONSIBILITY OF EACH CONTRACTOR AND SUB-CONTRACTOR TO CHECK AND VERIFY ALL DIMENSIONS AND CONDITIONS ON SITE. NOTIFY OWNER OF ANY ERRORS OR OMISSIONS PRIOR TO COMMENCING THE WORK. DO NOT SCALE THE DRAWINGS.

CE DESSIN CONSTITUE LA PROPRIÉTÉ DE LA VILLE D'OTTAWA ET TOUT DROIT D'AUTEUR EST RÉSERVÉ. LES DIMENSIONS UTILISÉES LE SONT À DES FINS DESTINATION SEULEMENT. IL INCOMBE À CHAQUE ENTREPRENEUR, SOUS-CONTRACTANT OU CONSULTANT DE VÉRIFIER TOUTES LES DIMENSIONS ET LES CONDITIONS SUR LE CHANTIER. VEUILLEZ NOTIFIER LE PROPRIÉTAIRE DE TOUTE ERREUR OU OMISSION AVANT D'ENTAMER LES TRAVAUX. NE DRESSEZ PAS LES PLANS À L'ÉCHELLE.



ARCHITECT / ARCHITECTE
 CONSULTANT / EXPERT-CONSEIL

CONSULTANT / EXPERT-CONSEIL
 CONSULTANT / EXPERT-CONSEIL

PROJECT / LOCATION / PROJET / ENDROIT

DOVERCOURT
PHASE 2
ADDITION & RENOVATION

411 DOVERCOURT
 OTTAWA, ONTARIO

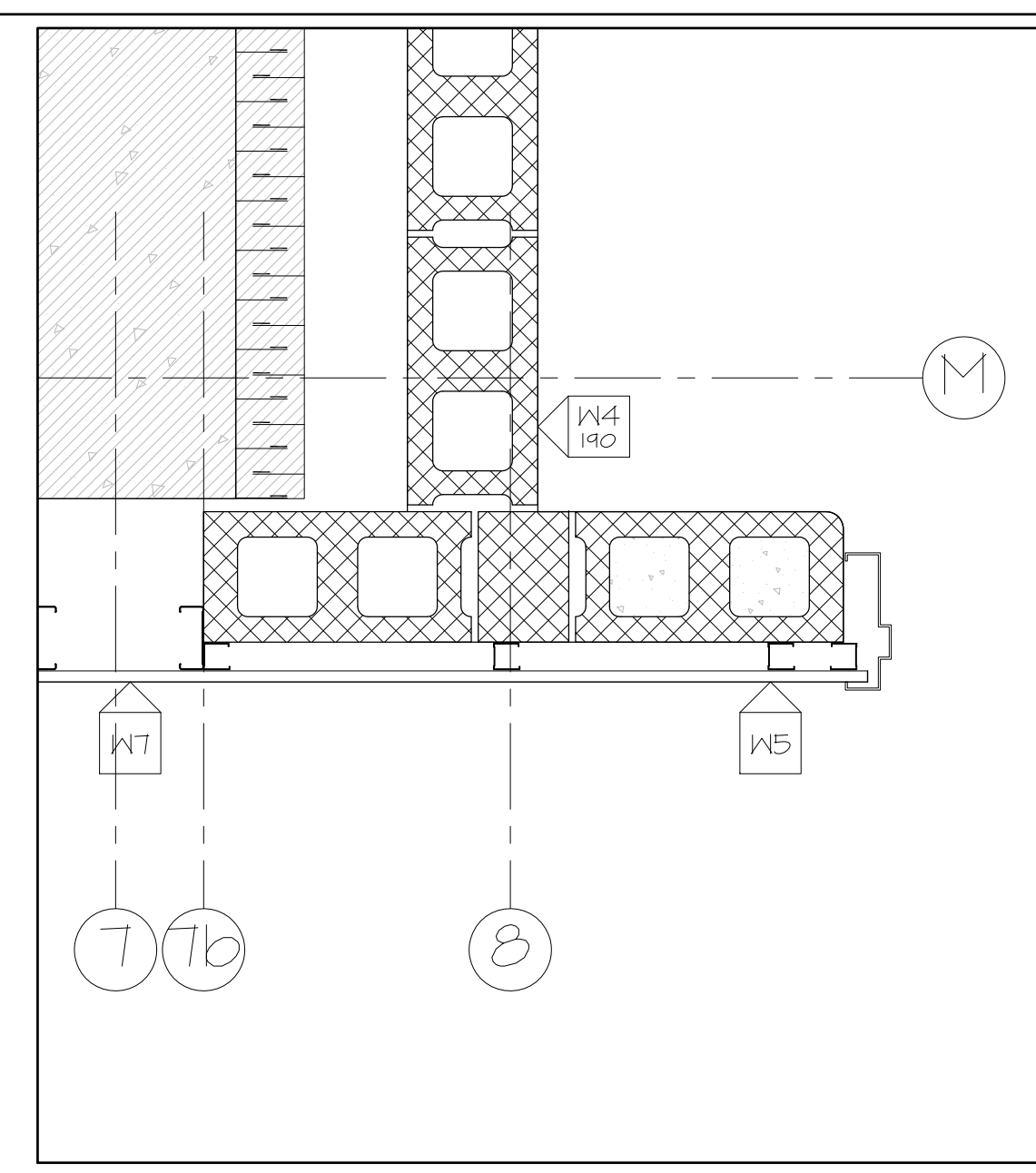
DRAWING / DESSIN
PLAN DETAILS

FACILITY NO. / NO. DE INSTALLATIONS
 SHEET NO. / FEUILLE NO.

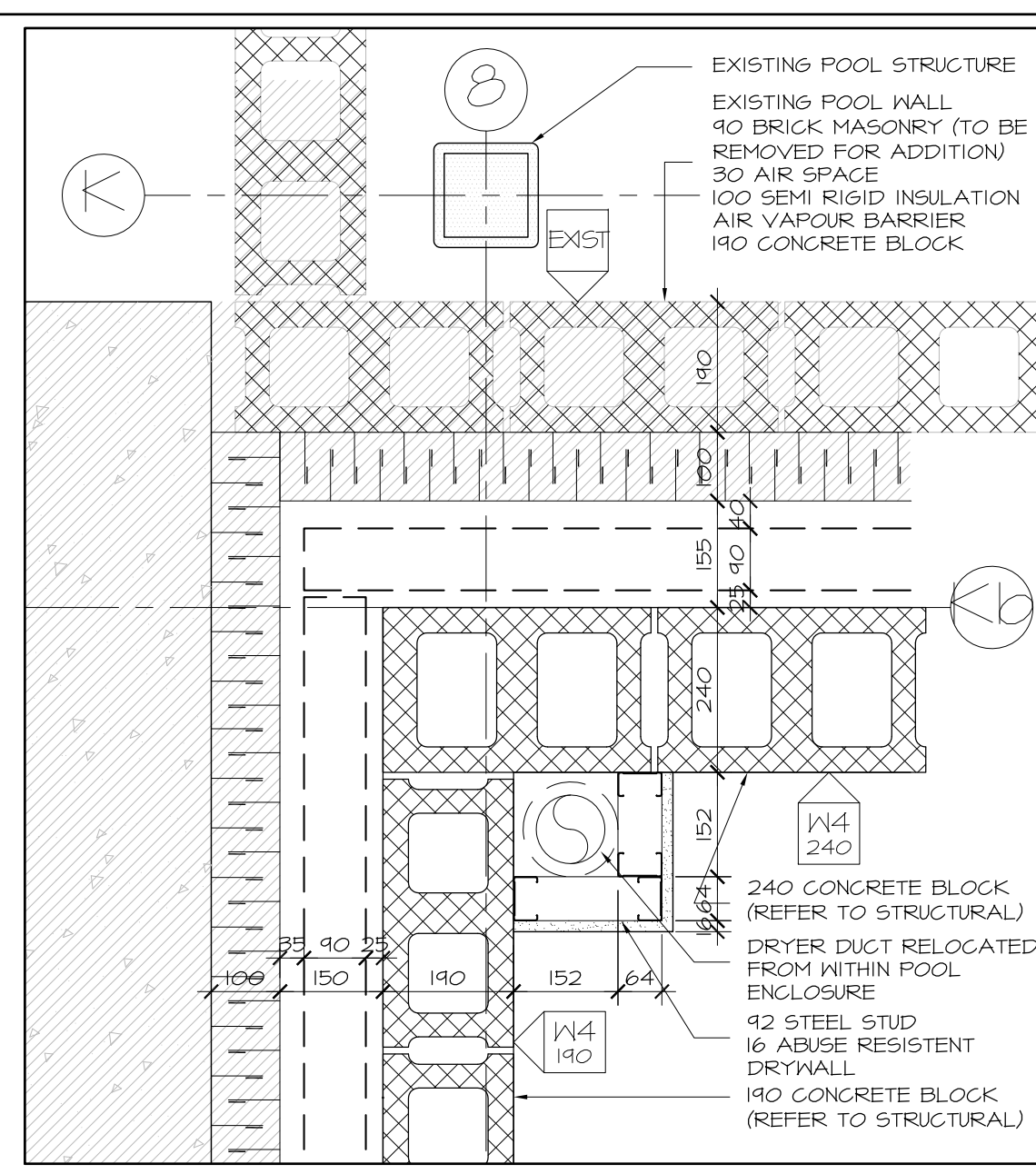
PROJECT NO. / PROJET NO.

1713

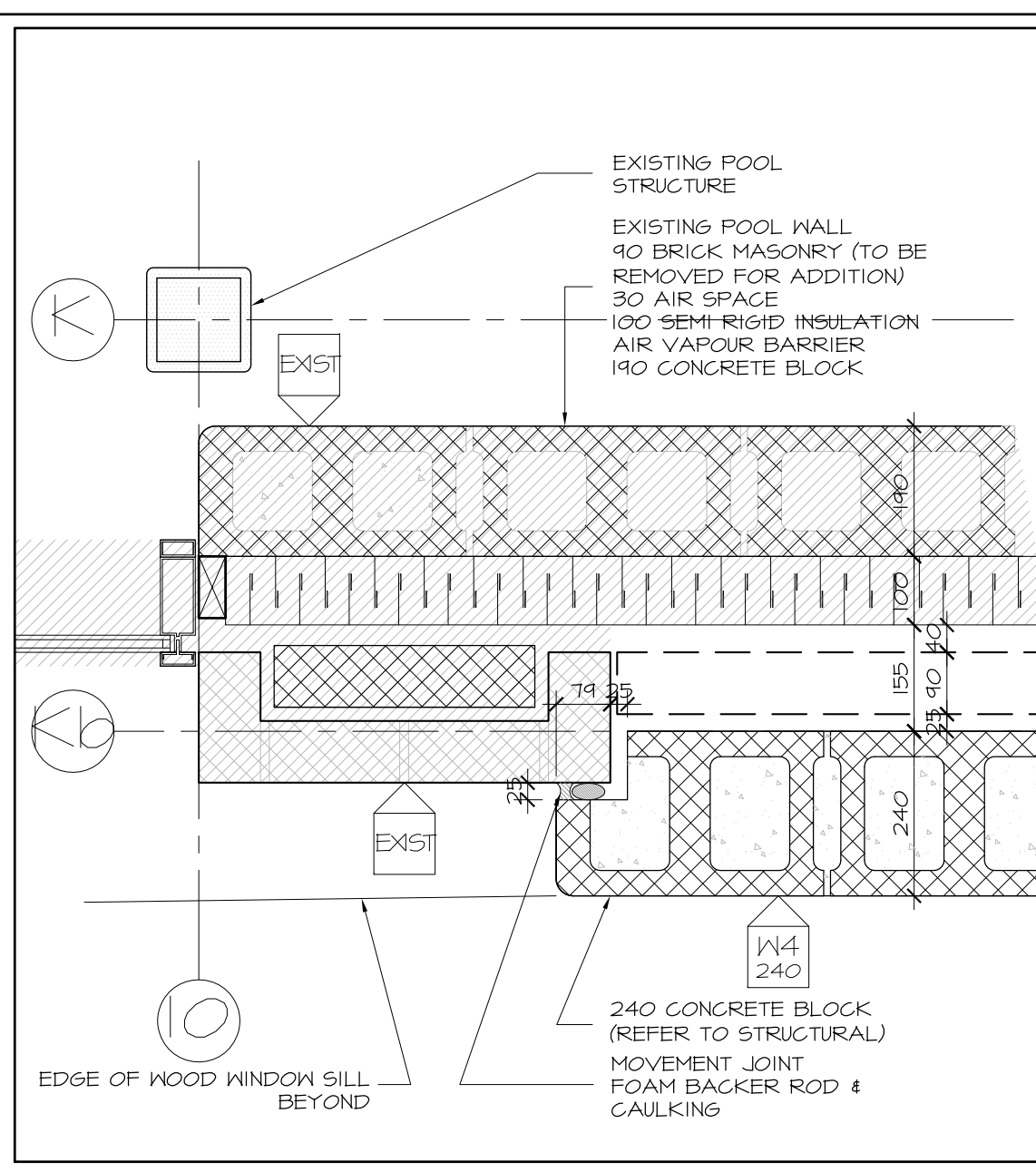
A6.01



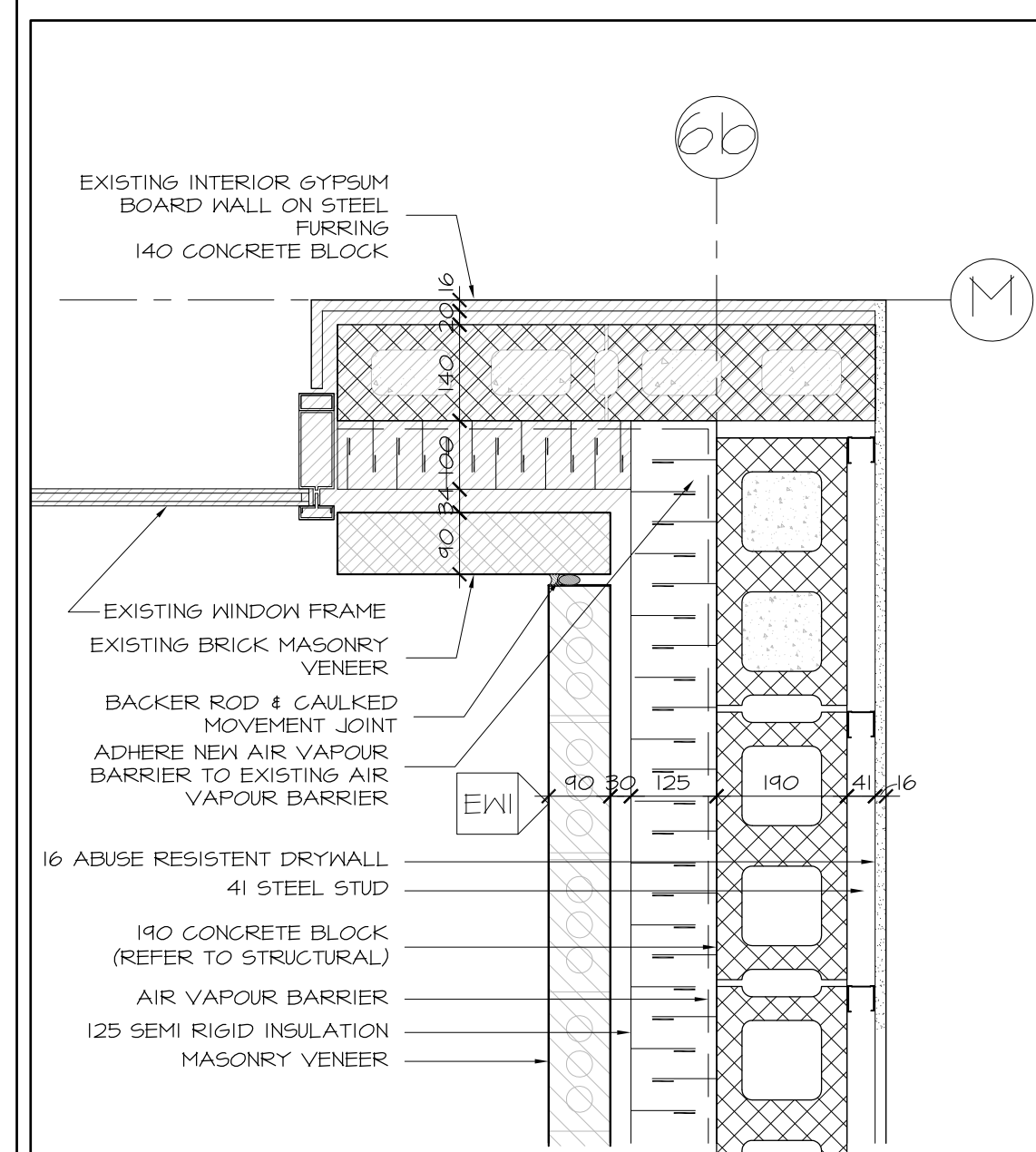
11 PLAN DETAIL AT XX LOCATION
 A6.01 SCALE 1:10



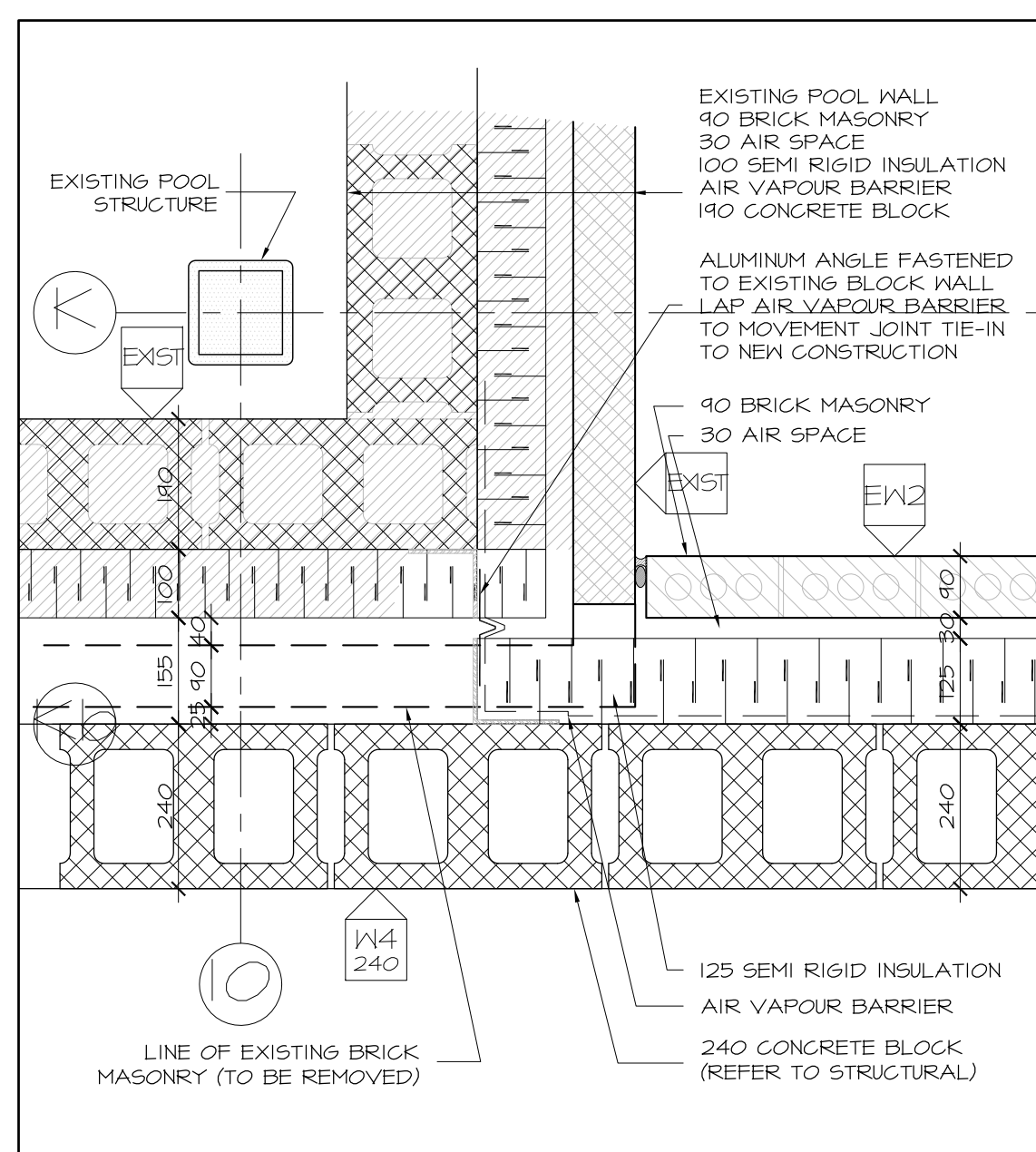
12 PLAN DETAIL AT XX LOCATION
 A6.01 SCALE 1:10



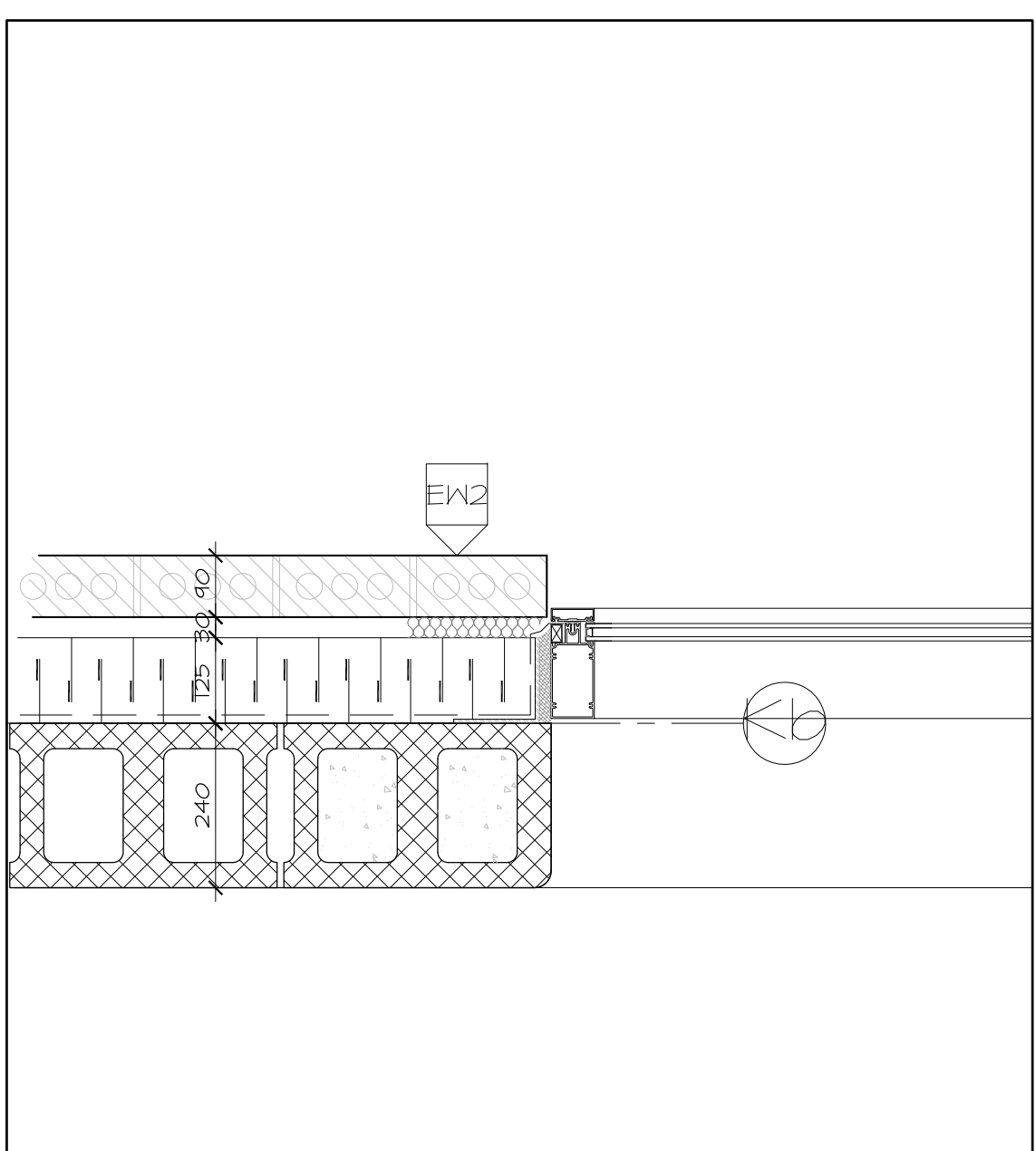
13 PLAN DETAIL AT XX LOCATION
 A6.01 SCALE 1:10



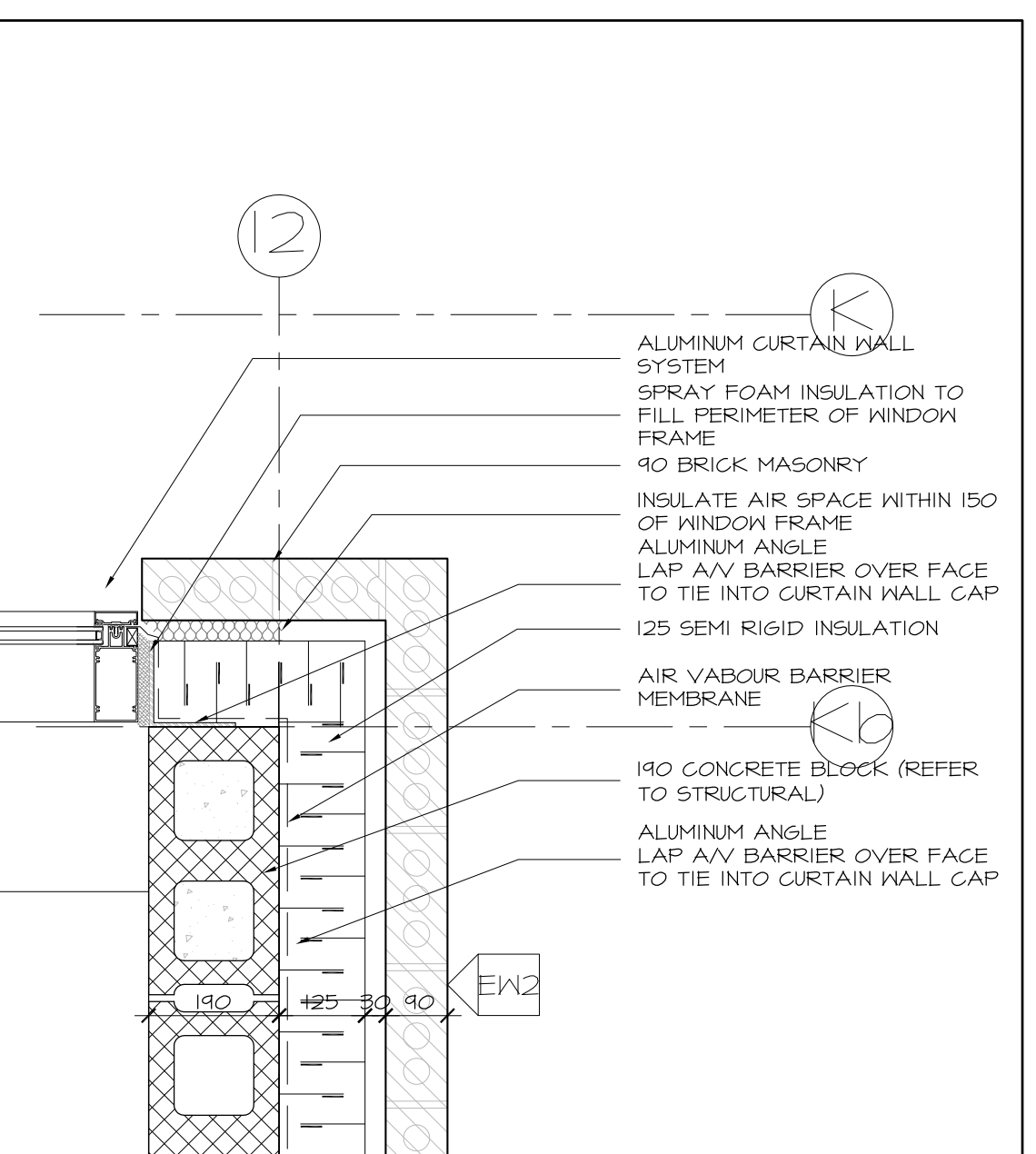
6 PLAN DETAIL AT XX LOCATION
 A6.01 SCALE 1:10



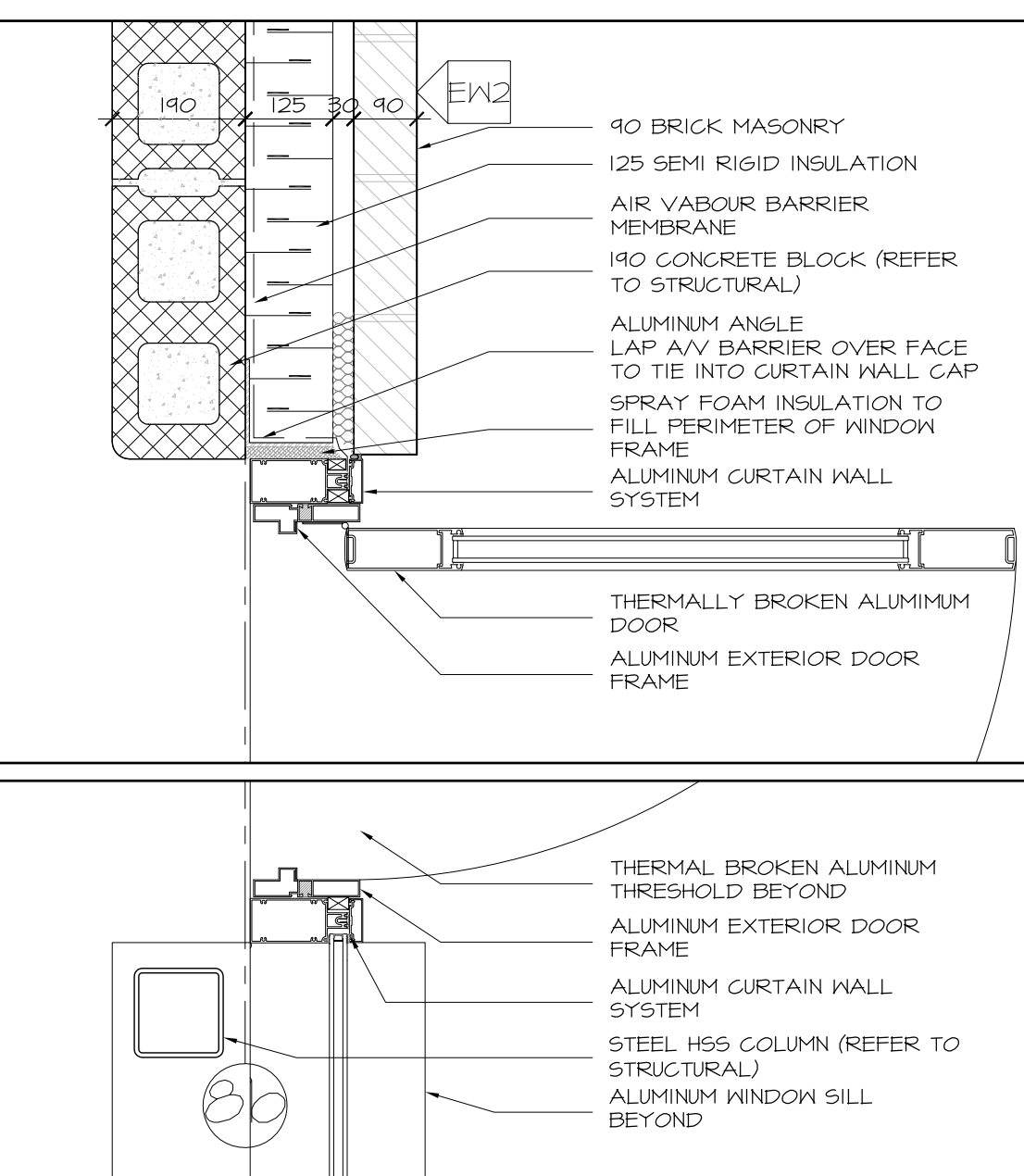
7 PLAN DETAIL AT XX LOCATION
 A6.01 SCALE 1:10



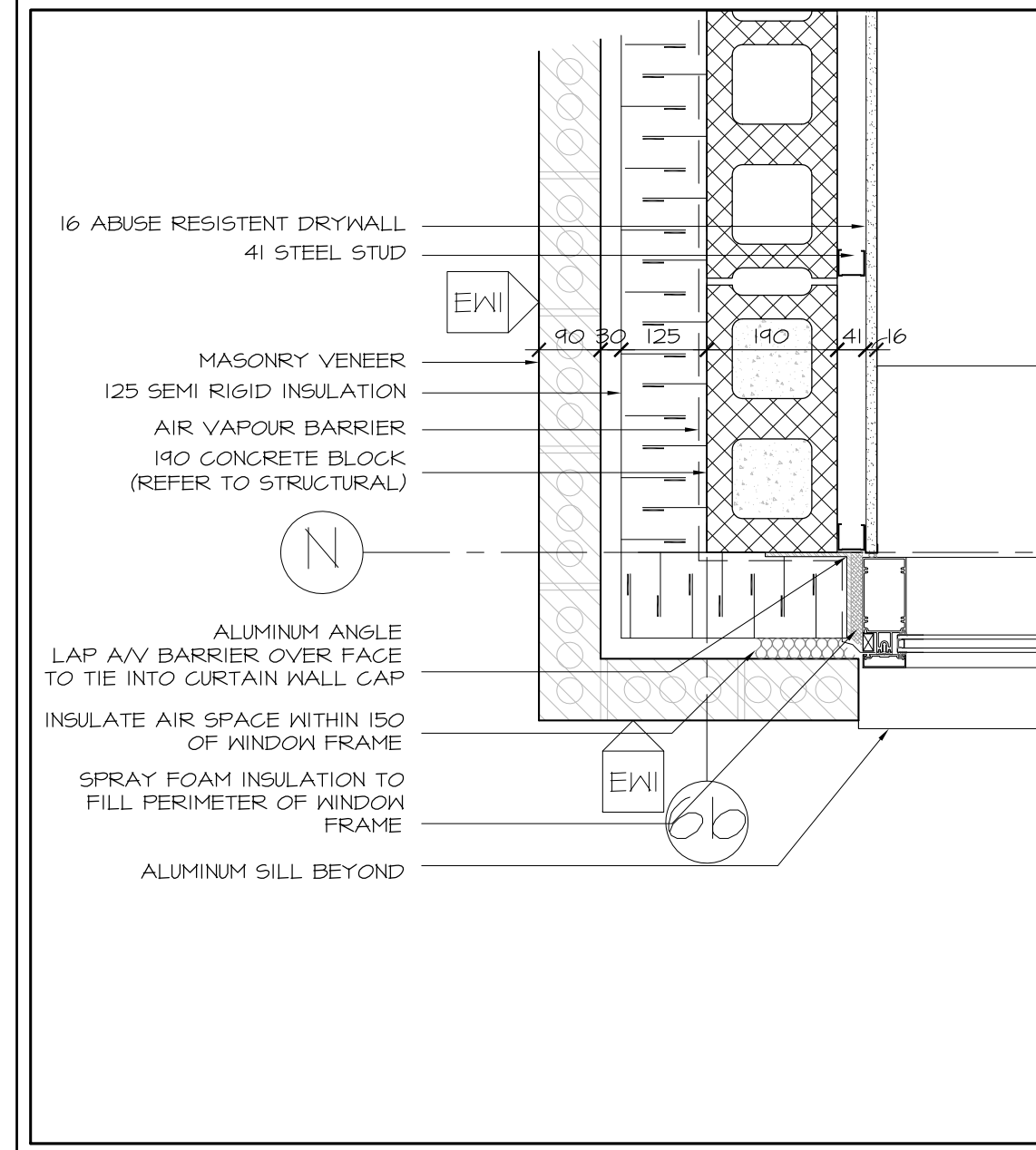
8 PLAN DETAIL AT XX LOCATION
 A6.01 SCALE 1:10



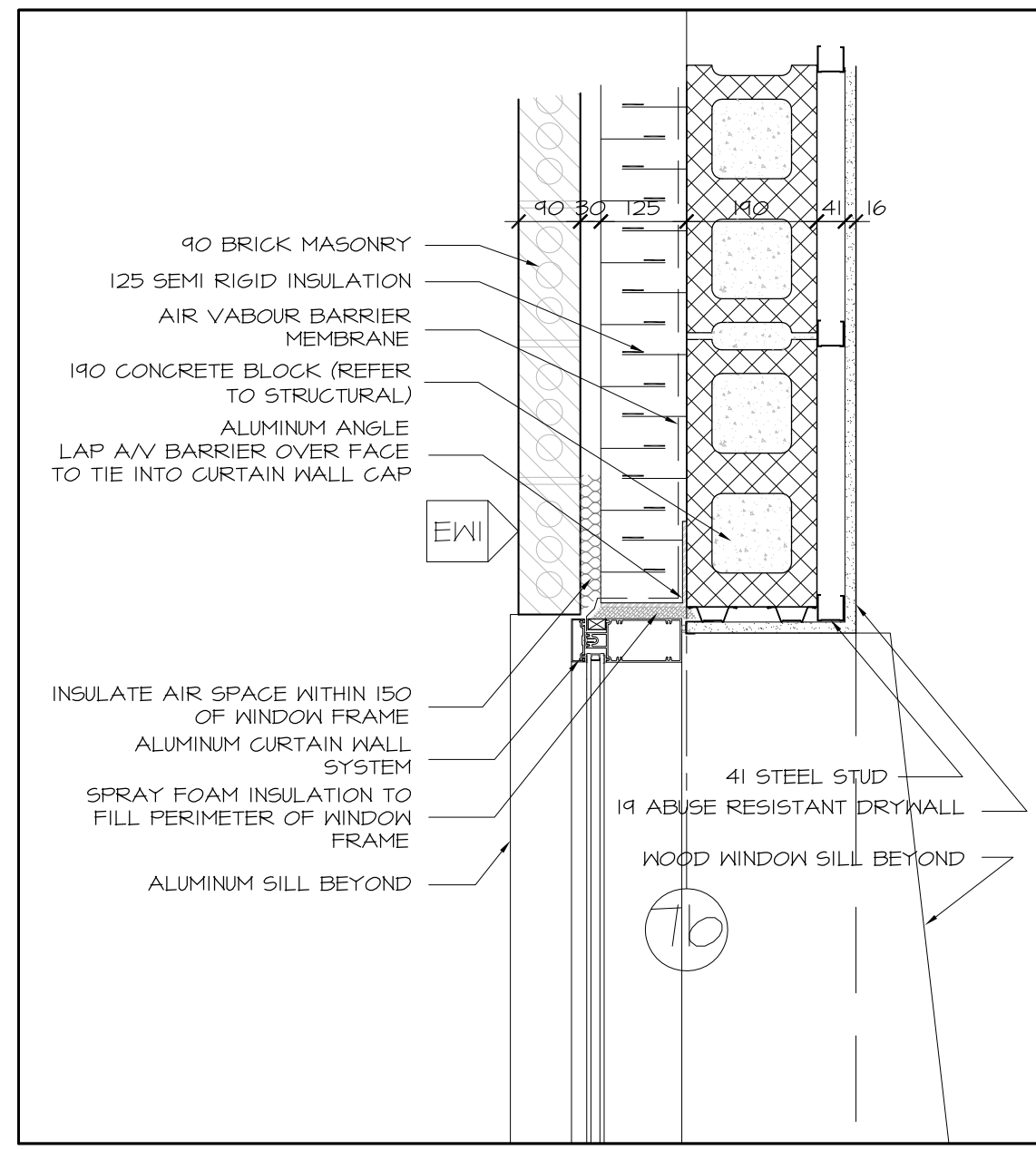
9 PLAN DETAIL AT XX LOCATION
 A6.01 SCALE 1:10



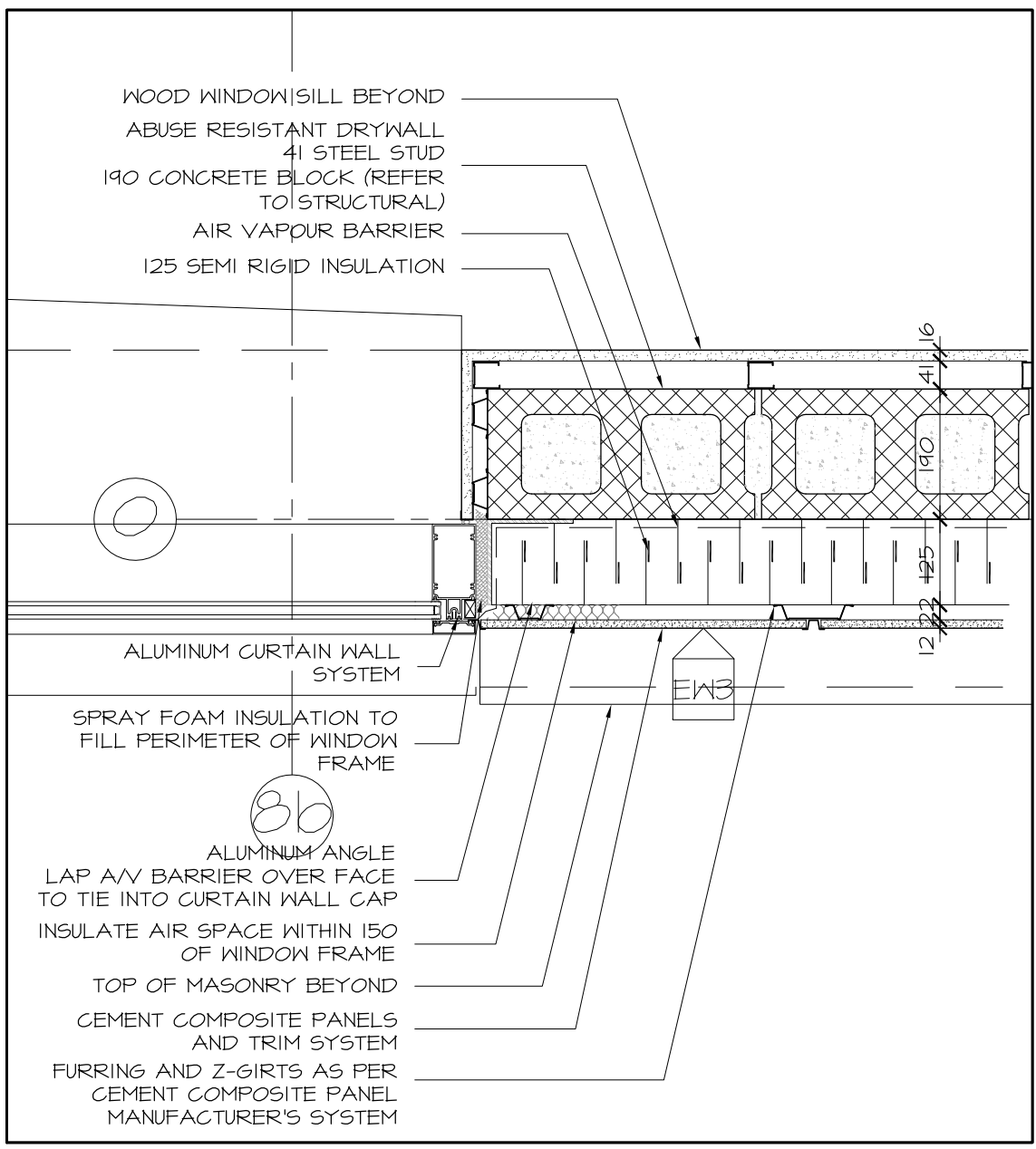
10 PLAN DETAIL AT XX LOCATION
 A6.01 SCALE 1:10



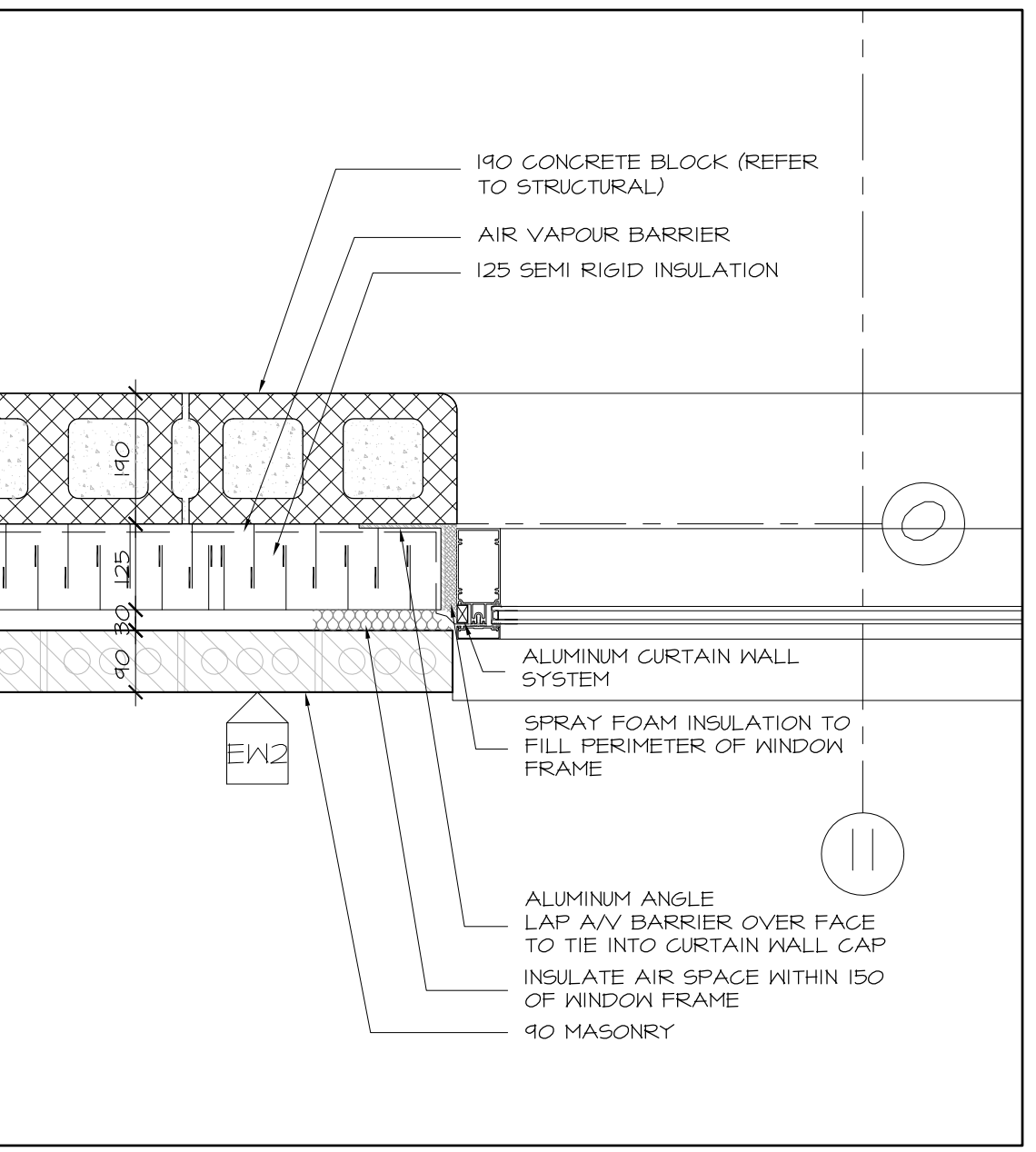
X PLAN DETAIL AT XX LOCATION
 A6.01 SCALE 1:10



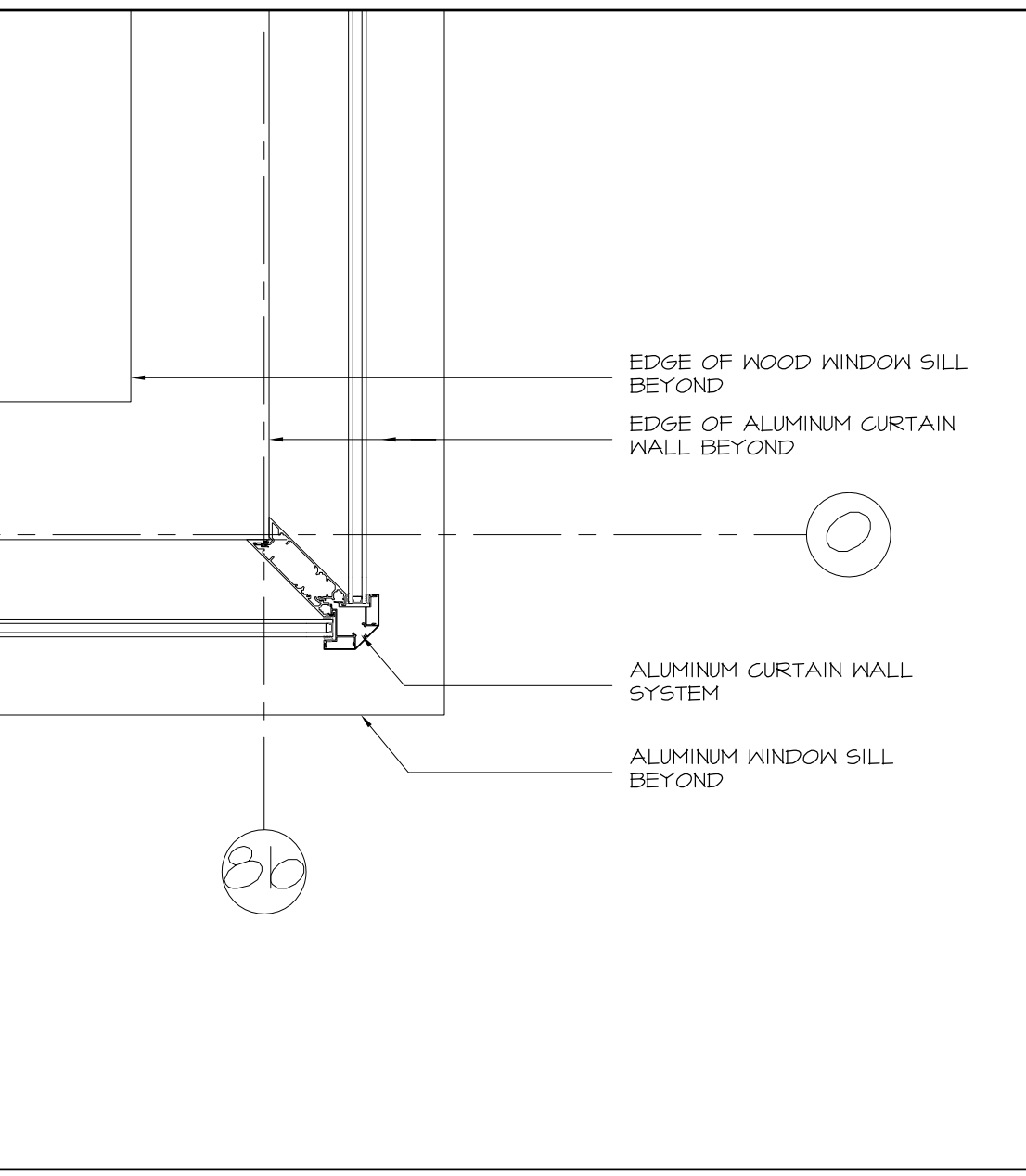
2 PLAN DETAIL AT XX LOCATION
 A6.01 SCALE 1:10



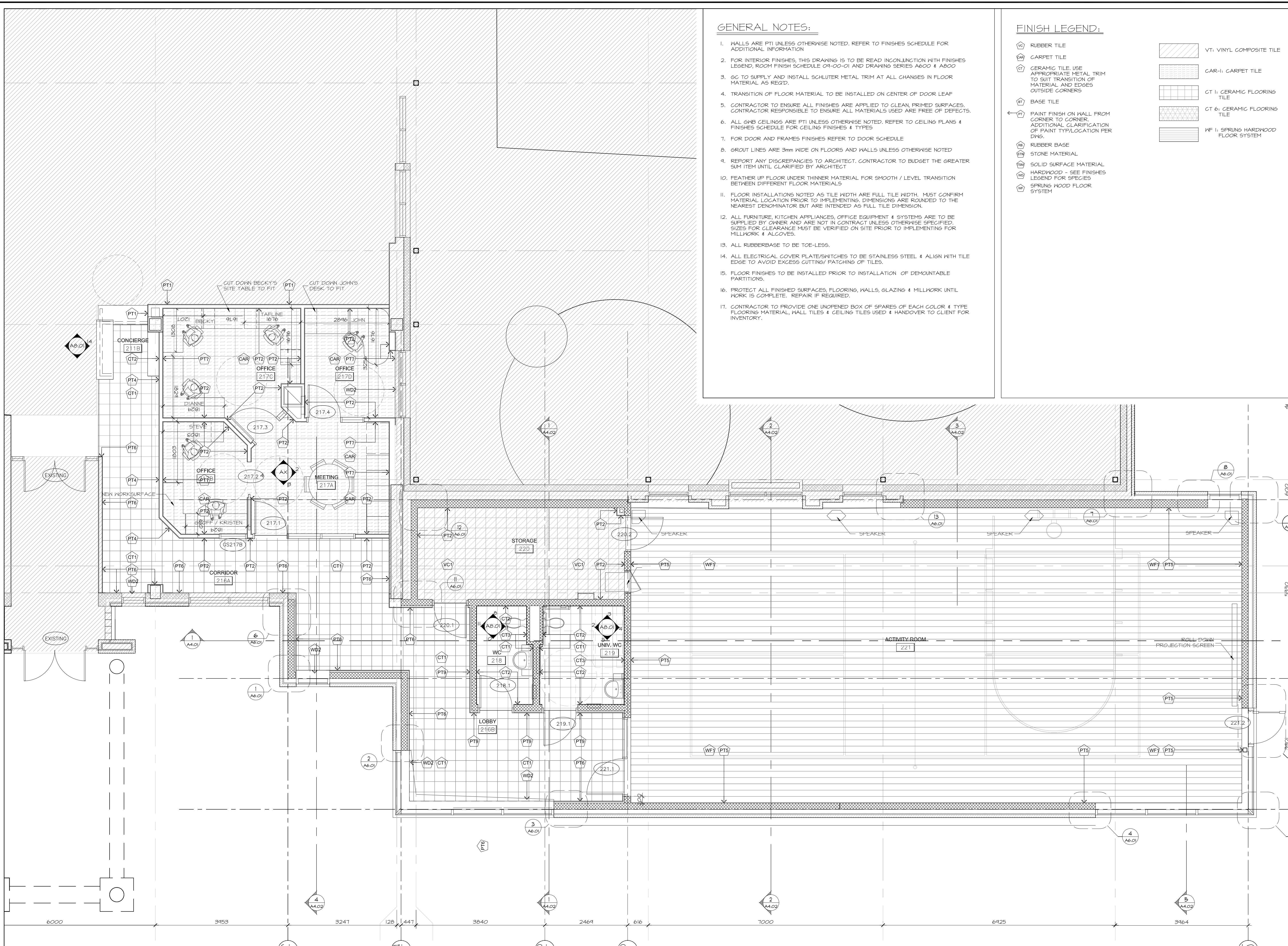
3 PLAN DETAIL AT XX LOCATION
 A6.01 SCALE 1:10



4 PLAN DETAIL AT XX LOCATION
 A6.01 SCALE 1:10



5 PLAN DETAIL AT XX LOCATION
 A6.01 SCALE 1:10



GENERAL NOTES:

1. WALLS ARE PT1 UNLESS OTHERWISE NOTED. REFER TO FINISHES SCHEDULE FOR ADDITIONAL INFORMATION
2. FOR INTERIOR FINISHES, THIS DRAWING IS TO BE READ IN CONJUNCTION WITH FINISHES LEGEND, ROOM FINISH SCHEDULE 04-00-01 AND DRAWING SERIES A600 & A800
3. GC TO SUPPLY AND INSTALL SCHLUTER METAL TRIM AT ALL CHANGES IN FLOOR MATERIAL AS REQ'D.
4. TRANSITION OF FLOOR MATERIAL TO BE INSTALLED ON CENTER OF DOOR LEAF
5. CONTRACTOR TO ENSURE ALL FINISHES ARE APPLIED TO CLEAN, PRIMED SURFACES. CONTRACTOR RESPONSIBLE TO ENSURE ALL MATERIALS USED ARE FREE OF DEFECTS.
6. ALL GYPS CEILINGS ARE PT1 UNLESS OTHERWISE NOTED. REFER TO CEILING PLANS & FINISHES SCHEDULE FOR CEILING FINISHES & TYPES
7. FOR DOOR AND FRAMES FINISHES REFER TO DOOR SCHEDULE
8. GROUT LINES ARE 3mm WIDE ON FLOORS AND WALLS UNLESS OTHERWISE NOTED
9. REPORT ANY DISCREPANCIES TO ARCHITECT. CONTRACTOR TO BUDGET THE GREATER SUM ITEM UNTIL CLARIFIED BY ARCHITECT
10. FEATHER UP FLOOR UNDER THINNER MATERIAL FOR SMOOTH / LEVEL TRANSITION BETWEEN DIFFERENT FLOOR MATERIALS
11. FLOOR INSTALLATIONS NOTED AS TILE WIDTH ARE FULL TILE WIDTH. MUST CONFIRM MATERIAL LOCATION PRIOR TO IMPLEMENTING. DIMENSIONS ARE ROUNDED TO THE NEAREST DENOMINATOR BUT ARE INTENDED AS FULL TILE DIMENSION.
12. ALL FURNITURE, KITCHEN APPLIANCES, OFFICE EQUIPMENT & SYSTEMS ARE TO BE SUPPLIED BY OWNER AND ARE NOT IN CONTRACT UNLESS OTHERWISE SPECIFIED. SIZES FOR CLEARANCE MUST BE VERIFIED ON SITE PRIOR TO IMPLEMENTING FOR MILLWORK & ALCOVES.
13. ALL RUBBERBASE TO BE TOE-LESS.
14. ALL ELECTRICAL COVER PLATE/SWITCHES TO BE STAINLESS STEEL & ALIGN WITH TILE EDGE TO AVOID EXCESS CUTTING/ PATCHING OF TILES.
15. FLOOR FINISHES TO BE INSTALLED PRIOR TO INSTALLATION OF DEMOUNTABLE PARTITIONS.
16. PROTECT ALL FINISHED SURFACES, FLOORING, WALLS, GLAZING & MILLWORK UNTIL WORK IS COMPLETE. REPAIR IF REQUIRED.
17. CONTRACTOR TO PROVIDE ONE UNOPENED BOX OF SPARES OF EACH COLOR & TYPE FLOORING MATERIAL, WALL TILES & CEILING TILES USED & HANDOVER TO CLIENT FOR INVENTORY.

FINISH LEGEND:

- RUBBER TILE
- CARPET TILE
- CERAMIC TILE USE APPROPRIATE METAL TRIM TO SUIT TRANSITION OF MATERIAL AND EDGES OUTSIDE CORNERS
- BASE TILE
- PAINT FINISH ON WALL FROM CORNER TO CORNER. ADDITIONAL CLARIFICATION OF PAINT TYPE/LOCATION PER DWG.
- RUBBER BASE
- STONE MATERIAL
- SOLID SURFACE MATERIAL
- HARDWOOD - SEE FINISHES LEGEND FOR SPECIES
- SPRING WOOD FLOOR SYSTEM
- VT: VINYL COMPOSITE TILE
- CAR-II: CARPET TILE
- CT I: CERAMIC FLOORING TILE
- CT 6: CERAMIC FLOORING TILE
- WF I: SPRING HARDWOOD FLOOR SYSTEM

Ottawa
 DEPARTMENT OF CORPORATE SERVICES / SERVICES GÉNÉRAUX
 REAL PROPERTY ASSET MANAGEMENT BRANCH /
 DIRECTION DE LA GESTION DES ACTIFS ET DES BIENS IMMOBILIERS
 DESIGN AND CONSTRUCTION DIVISION /
 DIVISION DE LA CONCEPTION ET DE LA CONSTRUCTION

GREG GEDES CHIEF CORPORATE SERVICES OFFICER /
 CHEF DES SERVICES GÉNÉRAUX
 S.A. FINNMORE, O.A.A. DIRECTOR / DIRECTEUR, O.A.O.
 ROBERT VAILLANCOURT, O.A.A. MANAGER / GESTIONNAIRE, O.A.O.

FOR / POUR

Dovercourt RECREATION CENTRE

Hobin Architecture Incorporated
 63 Parrilla Street
 Ottawa, Ontario
 Canada K1S 3K7
 T: 613-238-7200
 F: 613-235-2005
 E: mail@hobinarc.com
 hobinarc.com

HOBIN ARCHITECTURE

6			
5			
4			
3			
2	ISSUED FOR PERMIT	2017/07/25	DV
1	ISSUED FOR INFORMATION	2017/06/23	DV
NUMBER	MILESTONE / FAT SALLANT	(Y/M/D)	INITIALS
DESIGNED BY / CONÇU PAR		CHECKED BY / VÉRIFIÉ PAR	
DRAWN BY / DÉSSINÉ PAR		SCALE / ÉCHELLE	
DV		1:50	

DETAIL NUMBER	DRAWING TITLE
A1.1	SCALE
	SHEET NUMBER

THIS DRAWING IS THE PROPERTY OF THE CITY OF OTTAWA AND ALL COPYRIGHT IS RESERVED. DIMENSIONS ON DRAWING ARE FOR ESTIMATING PURPOSES ONLY. IT IS THE RESPONSIBILITY OF EACH CONTRACTOR AND SUB-CONTRACTOR OR CONSULTANT TO CHECK AND VERIFY ALL DIMENSIONS AND CONDITIONS ON SITE. NOTIFY OWNER OF ANY ERRORS OR OMISSIONS PRIOR TO COMMENCING THE WORK. DO NOT SCALE THE DRAWINGS.

CE DESSIN CONSTITUE LA PROPRIÉTÉ DE LA VILLE D'OTTAWA ET TOUT DROIT D'AUTEUR EST RÉSERVÉ. LES DIMENSIONS UTILISÉES SE SONT À DES FINS D'ESTIMATION SEULEMENT. IL INCOMBE À CHAQUE ENTREPRENEUR, SOUS-CONTRACTANT OU CONSULTANT DE VÉRIFIER TOUTES LES DIMENSIONS ET LES CONDITIONS SUR LE CHANTIER. VEUILLEZ NOTIFIER LE PROPRIÉTAIRE DE TOUTE ERREUR OU OMISSION AVANT D'ENTAMER LES TRAVAUX. NE DRESSÉZ PAS LES PLANS À L'ÉCHELLE.

ARCHITECT / ARCHITECTE
ONTARIO ASSOCIATION OF ARCHITECTS
 HOBIN ARCHITECTURE
 GREG J. HOBIN
 LICENCE 3049

CONSULTANT / EXPERT-CONSEIL

CONSULTANT / EXPERT-CONSEIL

CONSULTANT / EXPERT-CONSEIL

PROJECT / LOCATION / PROJET / ENDROIT
DOVERCOURT
PHASE 2
ADDITION & RENOVATION
 411 DOVERCOURT
 OTTAWA, ONTARIO

DRAWING / DESSIN
FINISHES PLAN
GROUND FLOOR

FACILITY NO. / NO. DE INSTALLATIONS

SHEET NO. / FEUILLE No.
A8.01

PROJECT NO. / PROJET No.
 1713

GROUND FLOOR FINISHES PLAN
 A8.01 SCALE 1:50

6		
5		
4		
3		
2	ISSUED FOR PERMIT	2017/02/25 DV
1	ISSUED FOR INFORMATION	2017/06/23 DV
NUMBER	MILESTONE / FAT SAILLANT	DATE: (Y/M/D) INITIALS
DESIGNED BY / CONCEVU PAR		CHECKED BY / VÉRIFIÉ PAR
DRAWN / DESINÉ PAR		SCALE / ÉCHELLE
DV		1:25

DETAIL NUMBER	
1.1 DRAWING TITLE	
SCALE	
SHEET NUMBER	

THIS DRAWING IS THE PROPERTY OF THE CITY OF OTTAWA AND ALL COPYRIGHT IS RESERVED. DIMENSIONS ON DRAWING ARE FOR ESTIMATING PURPOSES ONLY. IT IS THE RESPONSIBILITY OF EACH CONTRACTOR AND SUB-CONTRACTOR OR CONSULTANT TO CHECK AND VERIFY ALL DIMENSIONS AND CONDITIONS ON SITE. NOTIFY OWNER OF ANY ERRORS OR OMISSIONS PRIOR TO COMMENCING THE WORK. DO NOT SCALE THE DRAWINGS.

CE DOCUMENT CONSTITUE LA PROPRIÉTÉ DE LA VILLE D'OTTAWA ET TOUT DROIT D'AUTEUR EST RÉSERVÉ. LES DIMENSIONS UTILISÉES LE SONT À DES FINS D'ESTIMATION SEULEMENT. IL INCOMBE À CHAQUE ENTREPRENEUR, SOUS-CONTRACTANT OU CONSULTANT DE VÉRIFIER TOUTES LES DIMENSIONS ET LES CONDITIONS SUR LE CHANTIER. VEUILLEZ INFORMER LE PROPRIÉTAIRE DE TOUTE ERREUR OU OMISSION AVANT D'ENTAMER LES TRAVAUX. NE DRESSÉZ PAS LES PLANS À L'ÉCHELLE.

ARCHITECT / ARCHITECTE	CONSULTANT / EXPERT-CONSEIL
CONSULTANT / EXPERT-CONSEIL	CONSULTANT / EXPERT-CONSEIL

PROJECT / LOCATION / PROJET / ENDROIT

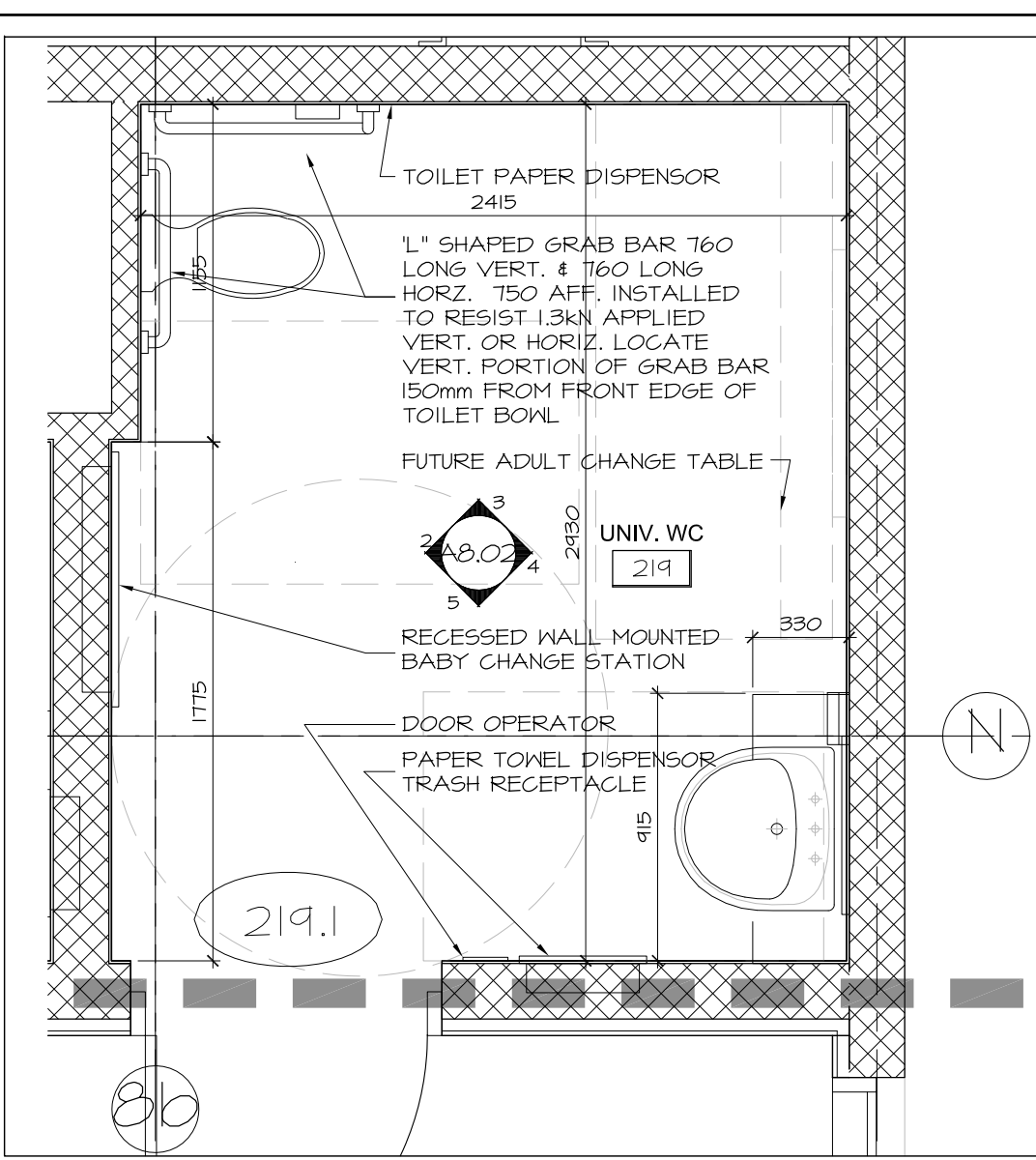
DOVERCOURT
 PHASE 2
 ADDITION & RENOVATION

411 DOVERCOURT
 OTTAWA, ONTARIO

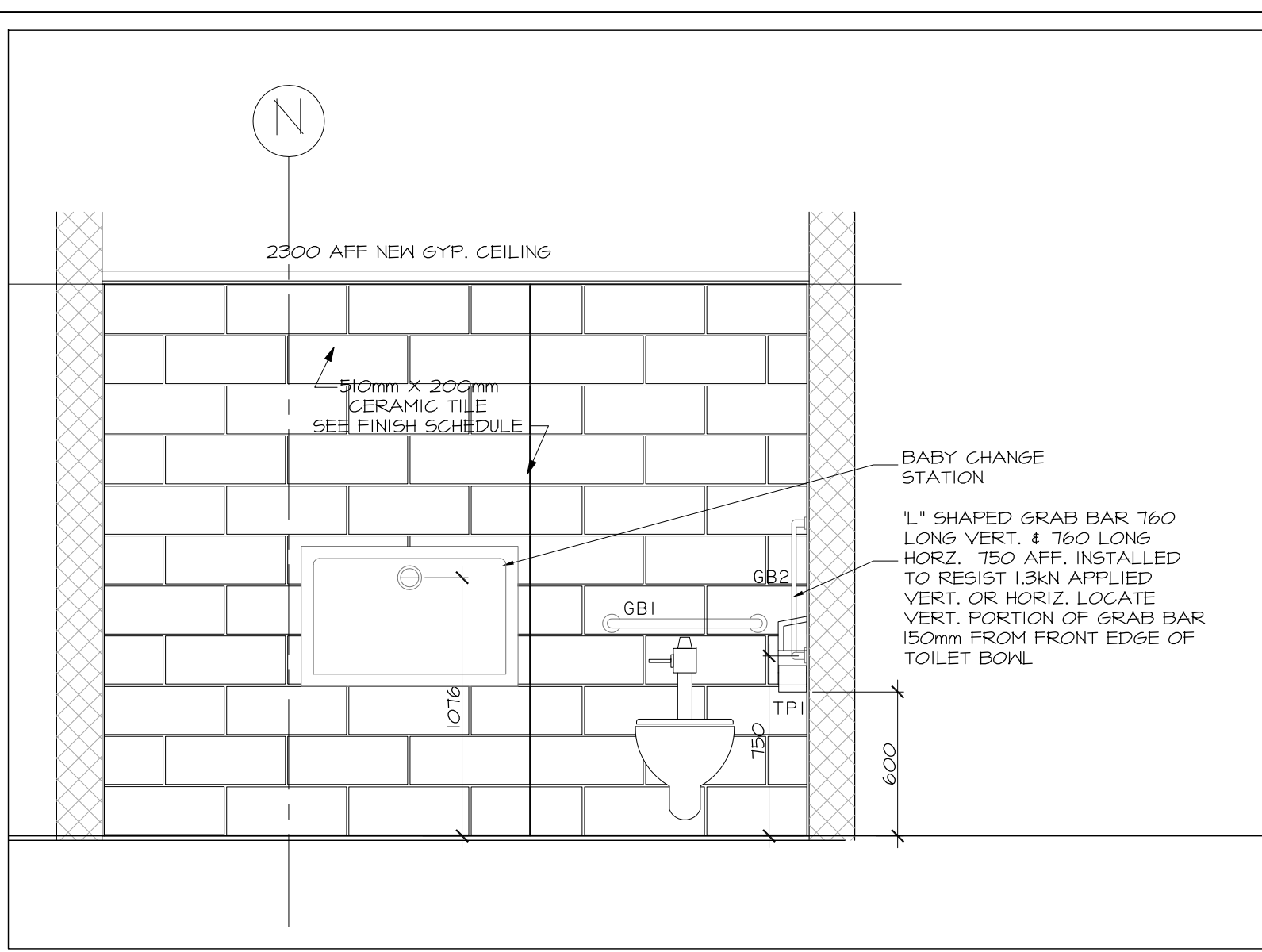
DRAWING / DESSIN

INTERIOR ELEVATIONS
 MILLWORK

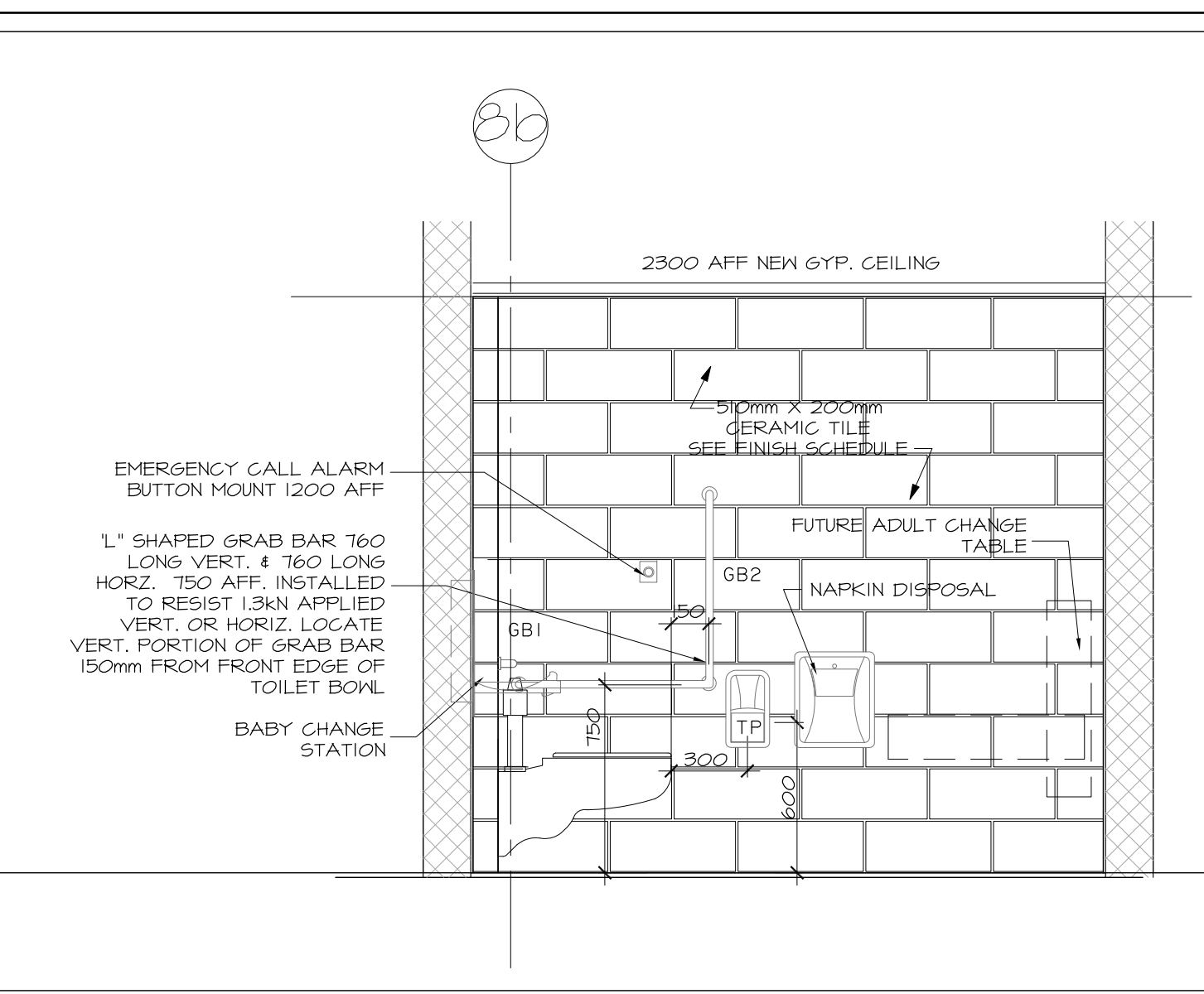
FACILITY NO. / NO. DE INSTALLATIONS	SHEET NO. / FEUILLE No.
	A8.02
PROJECT NO. / PROJET No.	1713



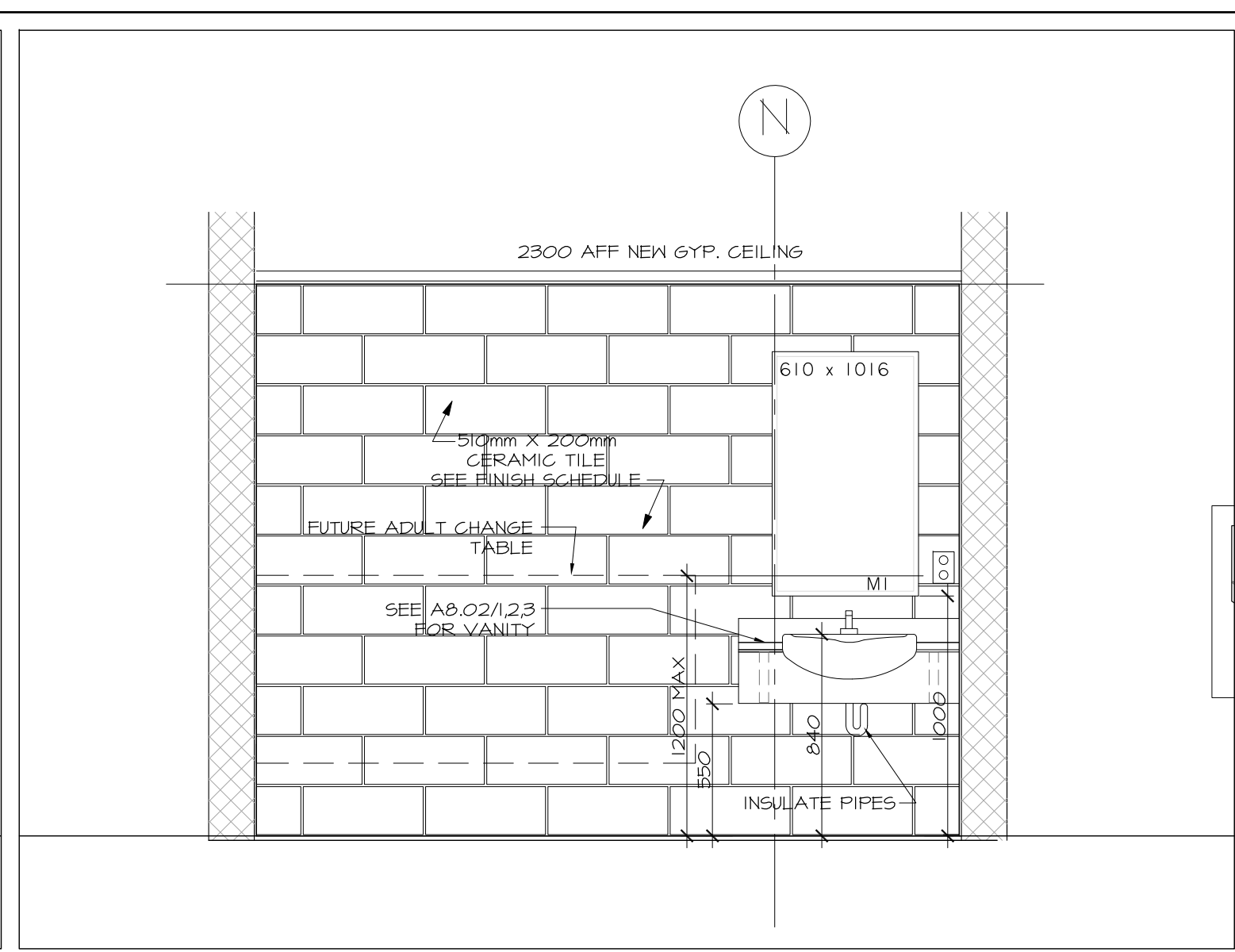
1 RM219 UNIVERSAL WC
 A8.02 SCALE 1:25
 KEY PLAN



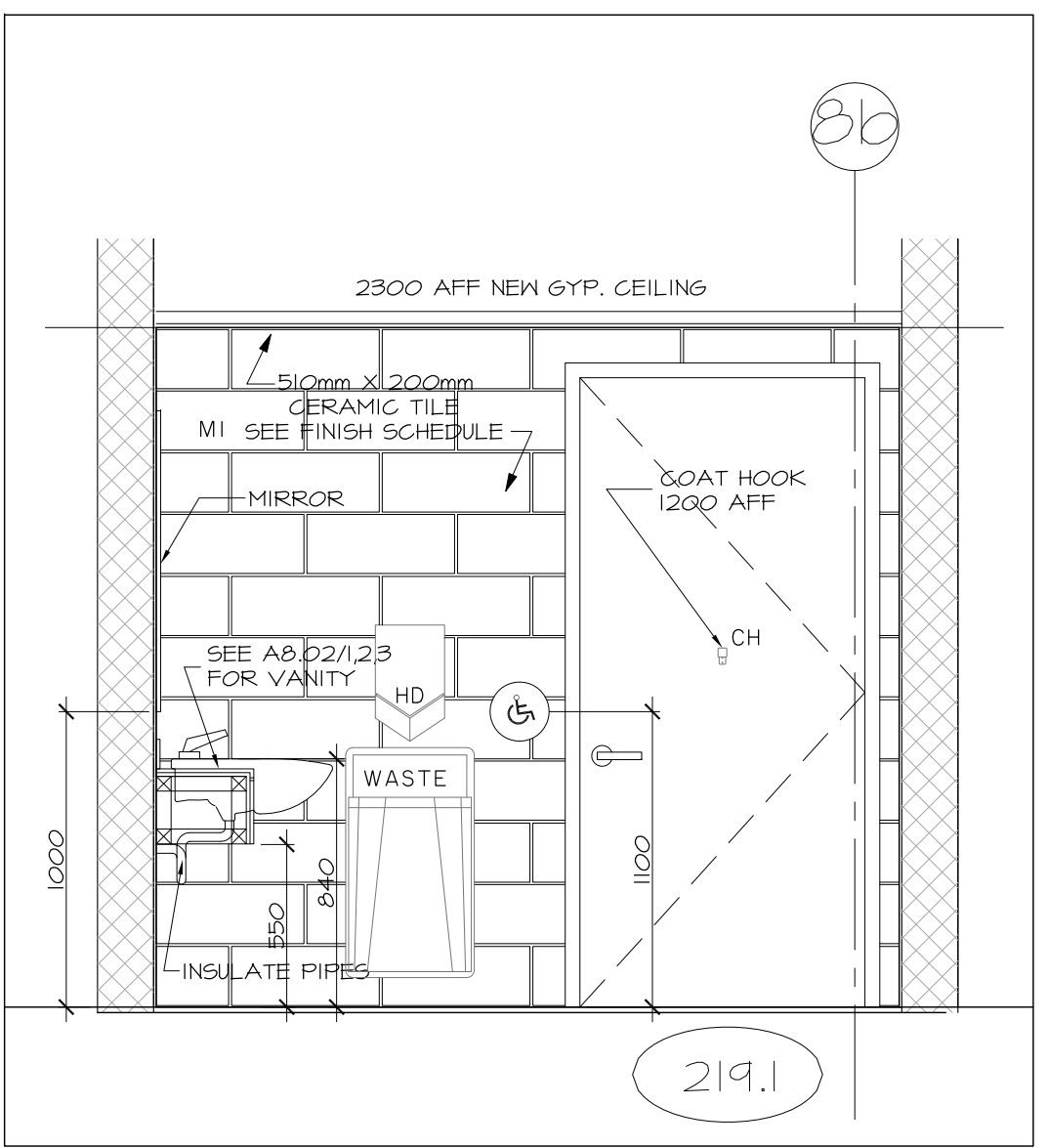
2 UNIVERSAL WC WEST
 A8.02 SCALE 1:25



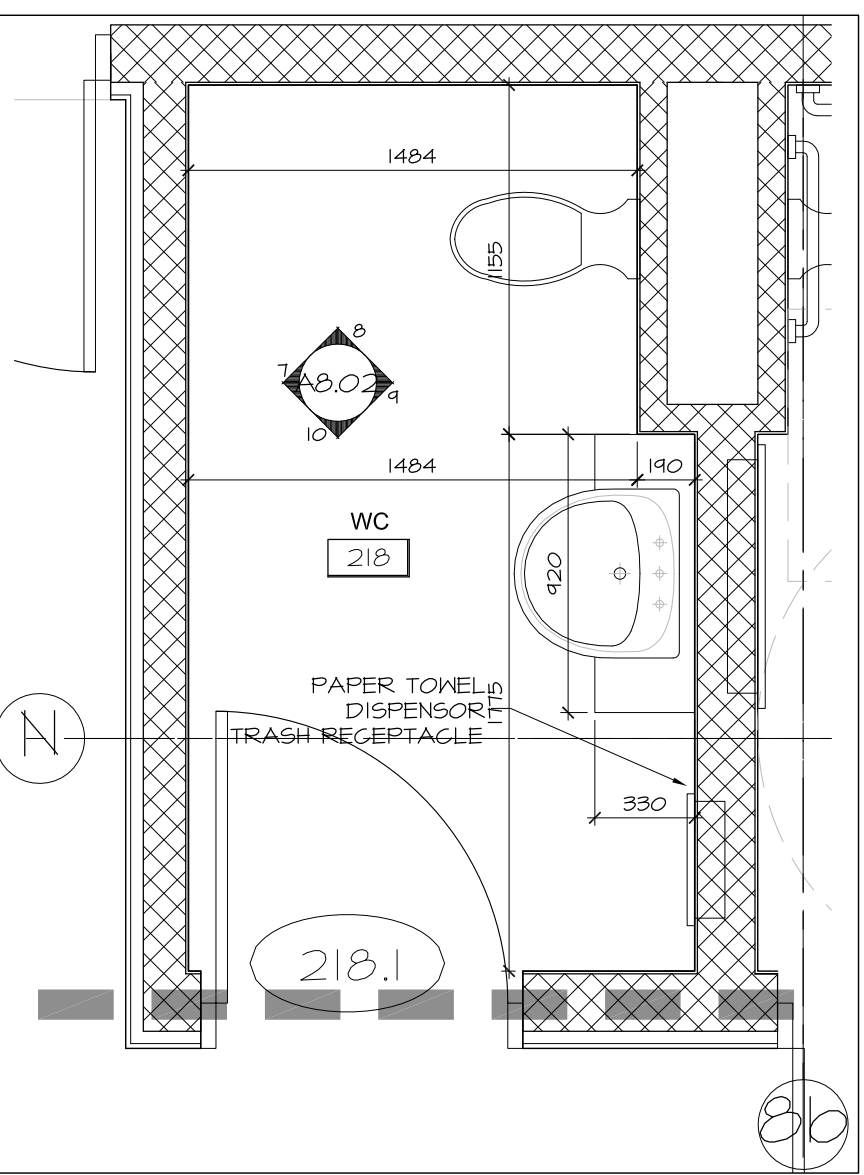
3 UNIVERSAL WC NORTH
 A8.02 SCALE 1:25



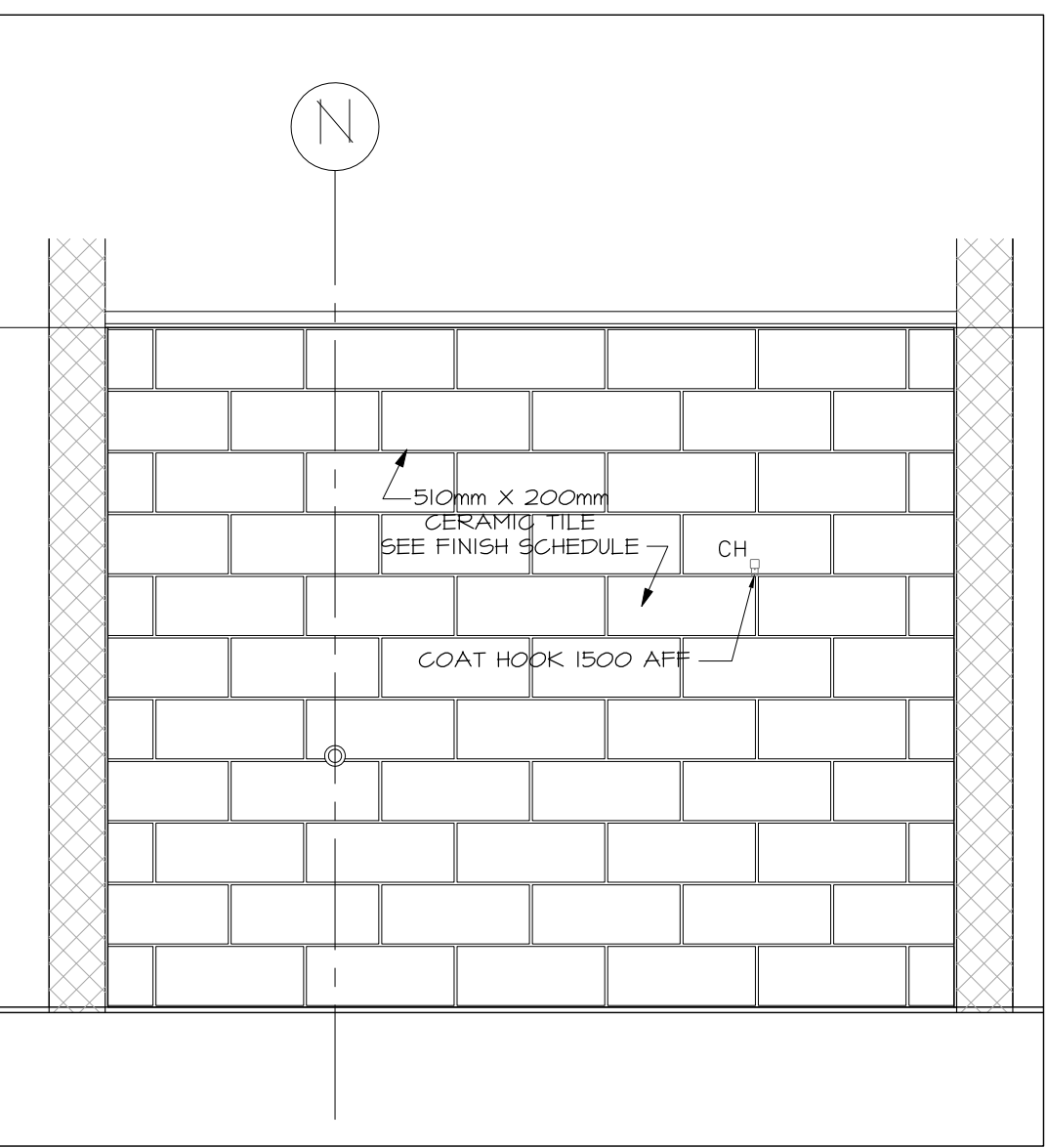
4 UNIVERSAL WC EAST
 A8.02 SCALE 1:25



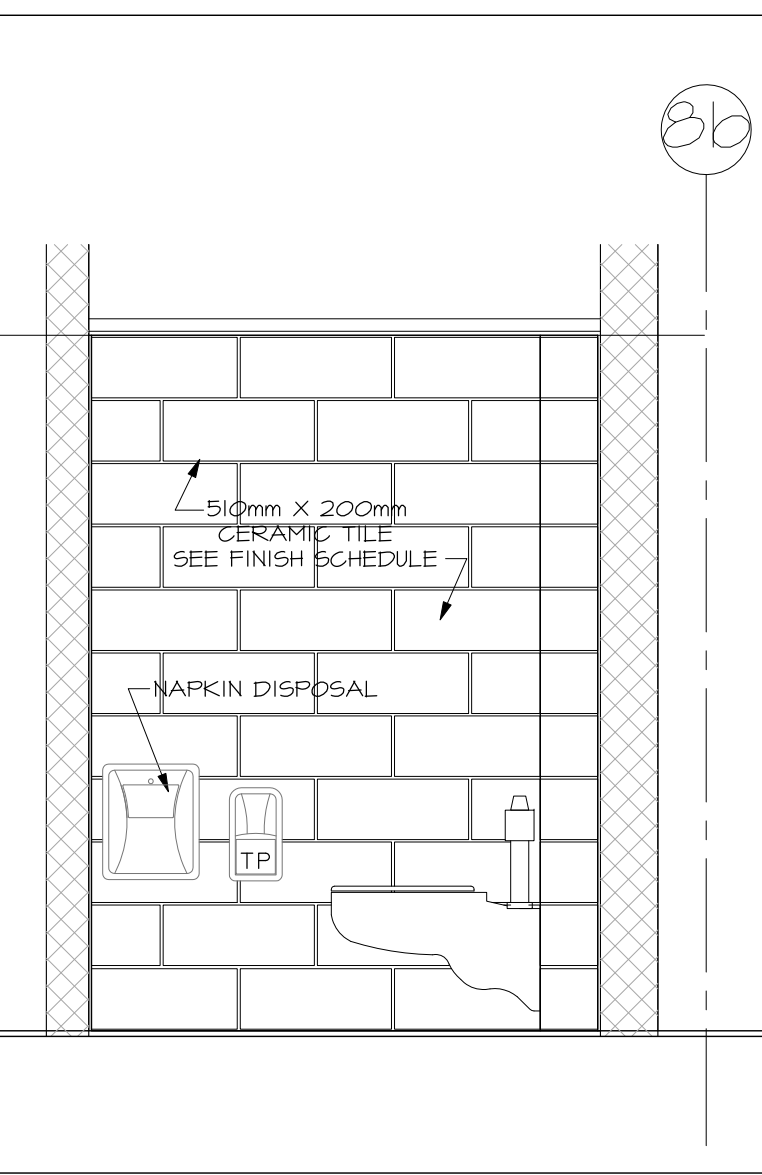
5 UNIVERSAL WC SOUTH
 A8.02 SCALE 1:25
 KEY PLAN



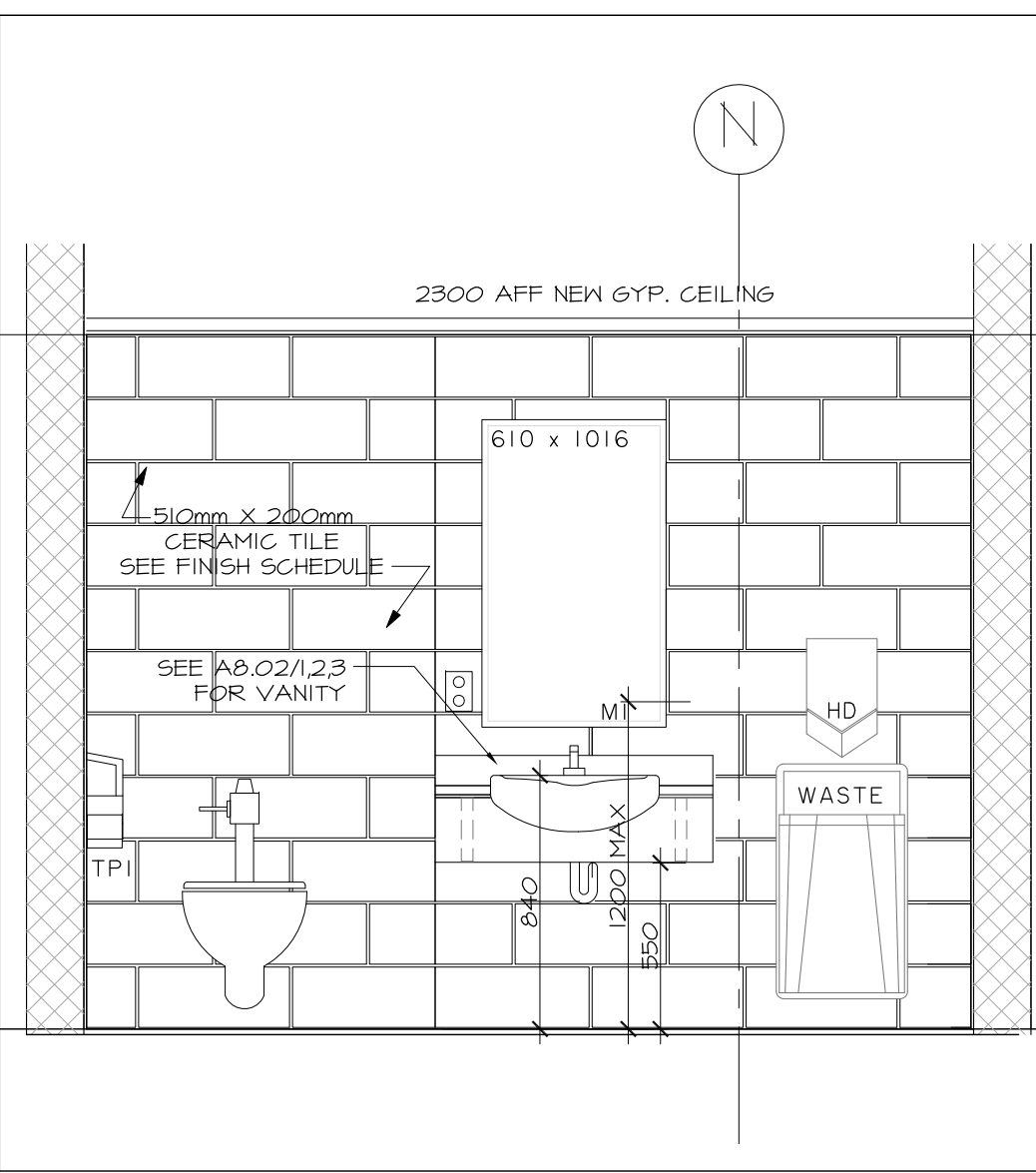
6 RM218 WC
 A8.02 SCALE 1:25
 KEY PLAN



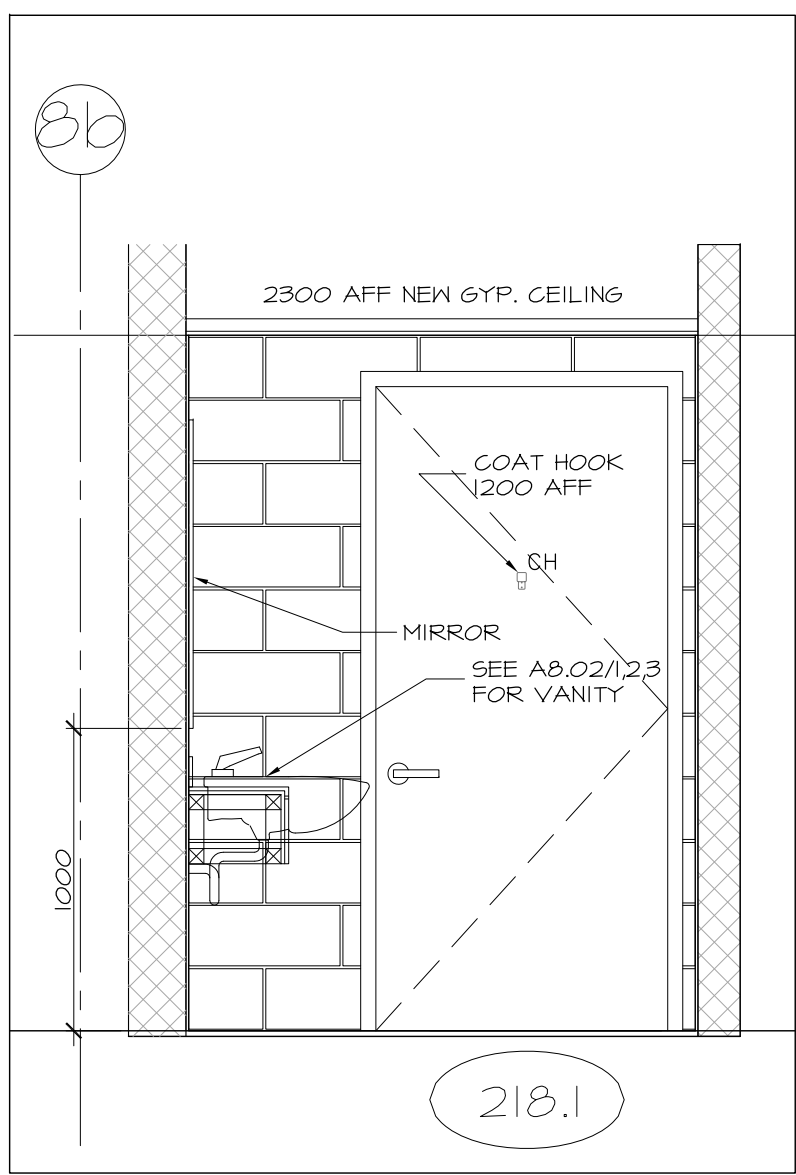
7 RM218 WC WEST
 A8.02 SCALE 1:25



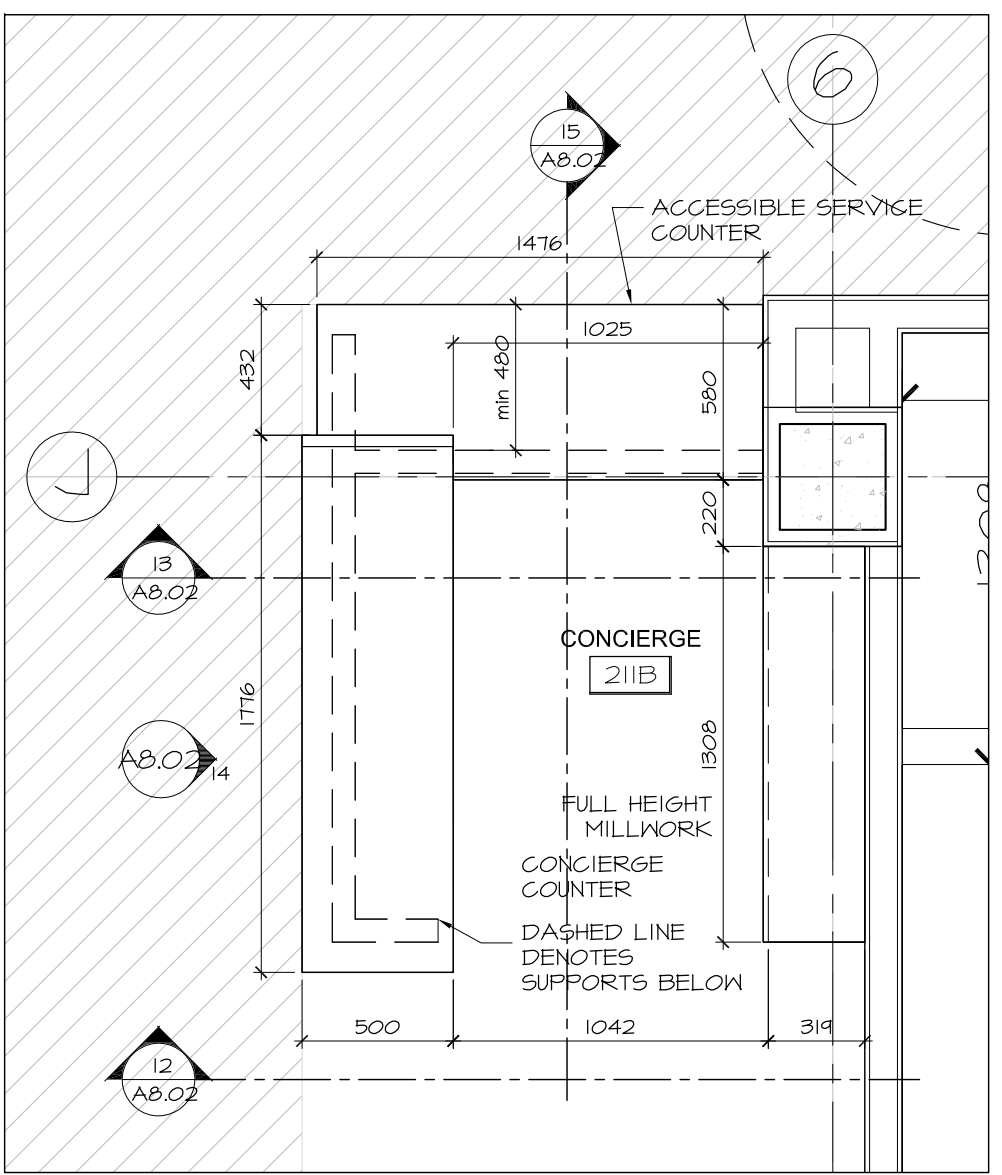
8 RM218 WC NORTH
 A8.02 SCALE 1:25



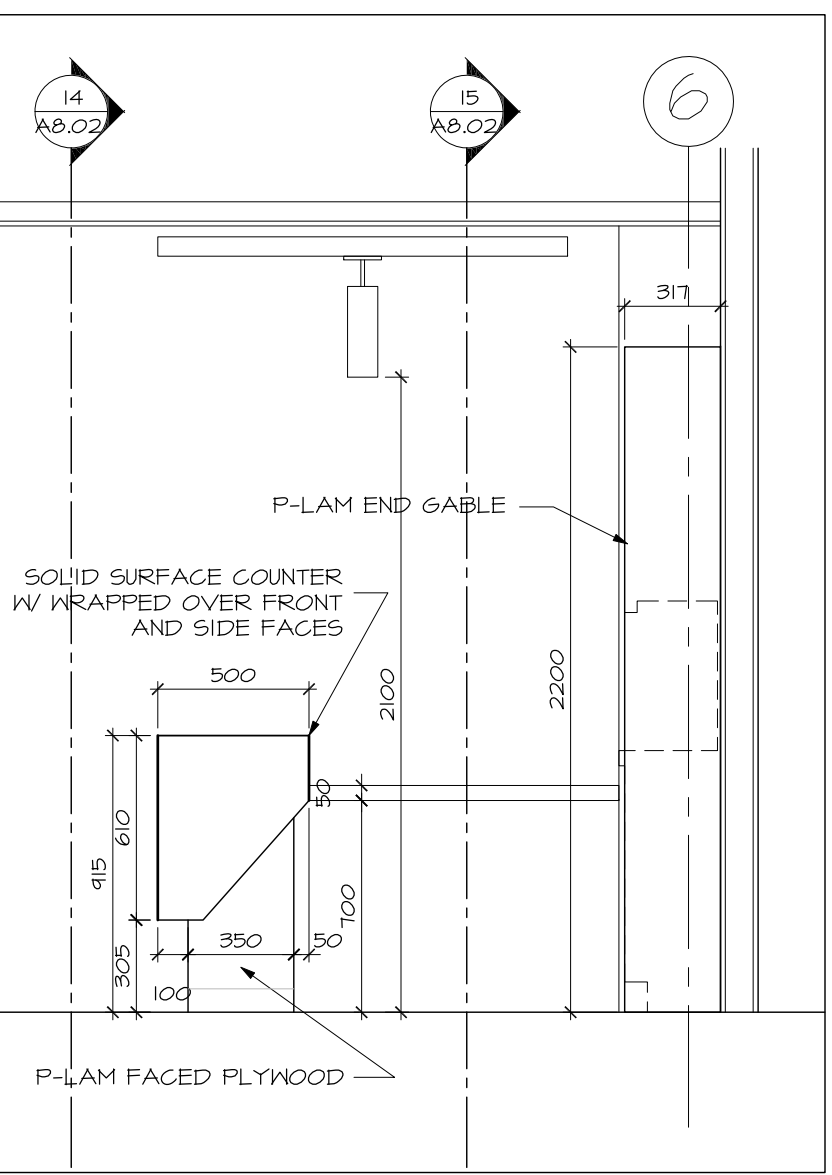
8 RM218 WC EAST
 A8.02 SCALE 1:25



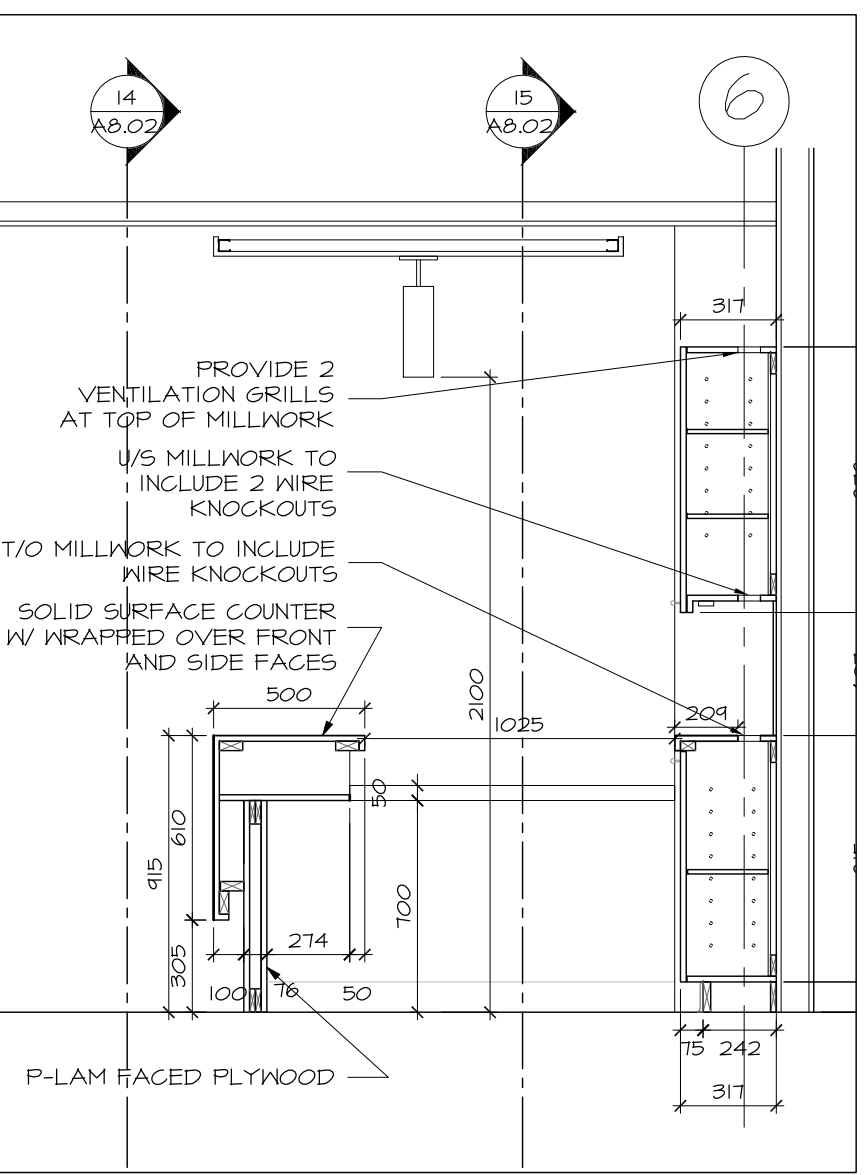
8 RM218 WC NORTH
 A8.02 SCALE 1:25



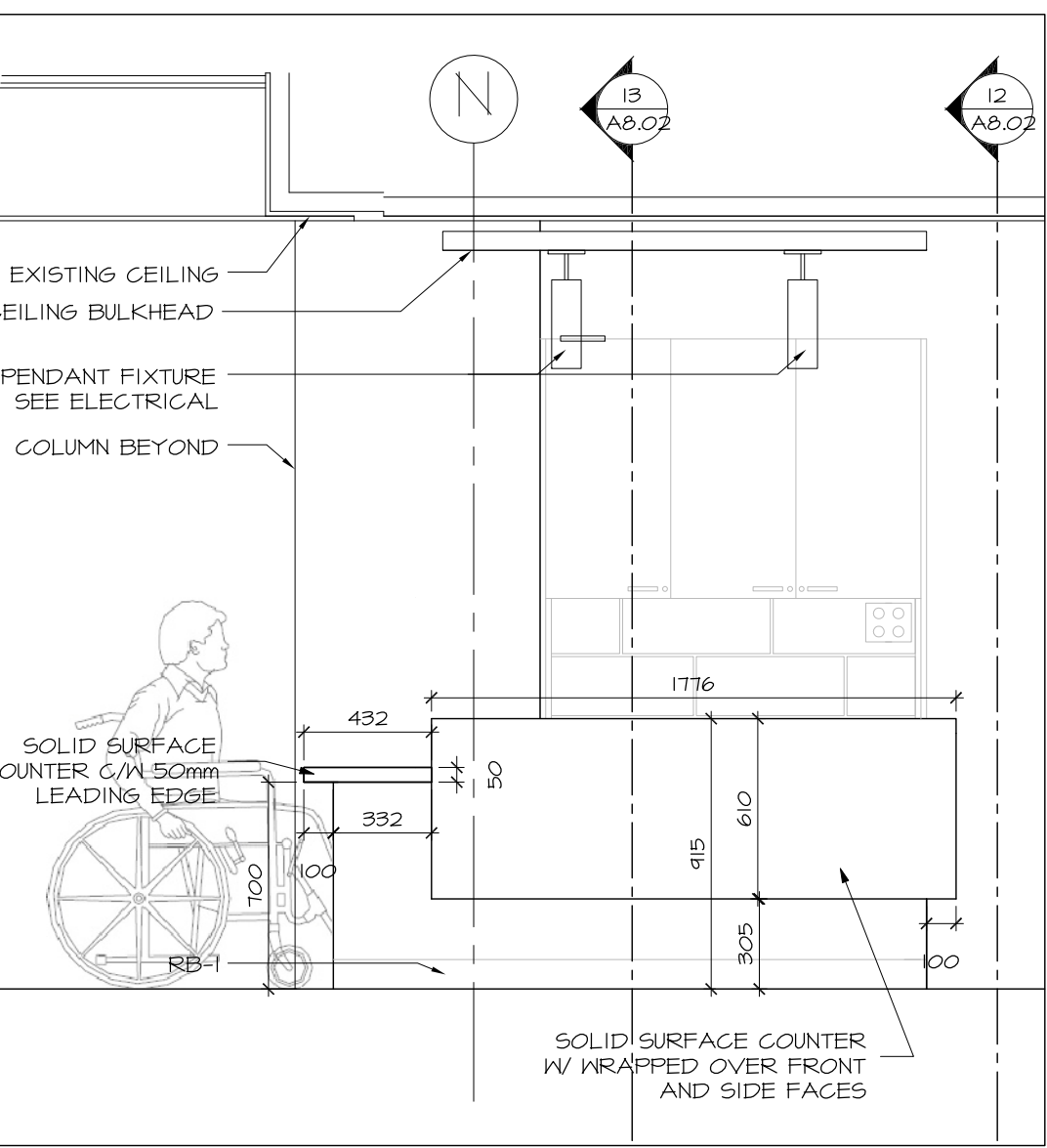
11 CONCERGE DESK
 A8.02 SCALE 1:25
 KEY PLAN



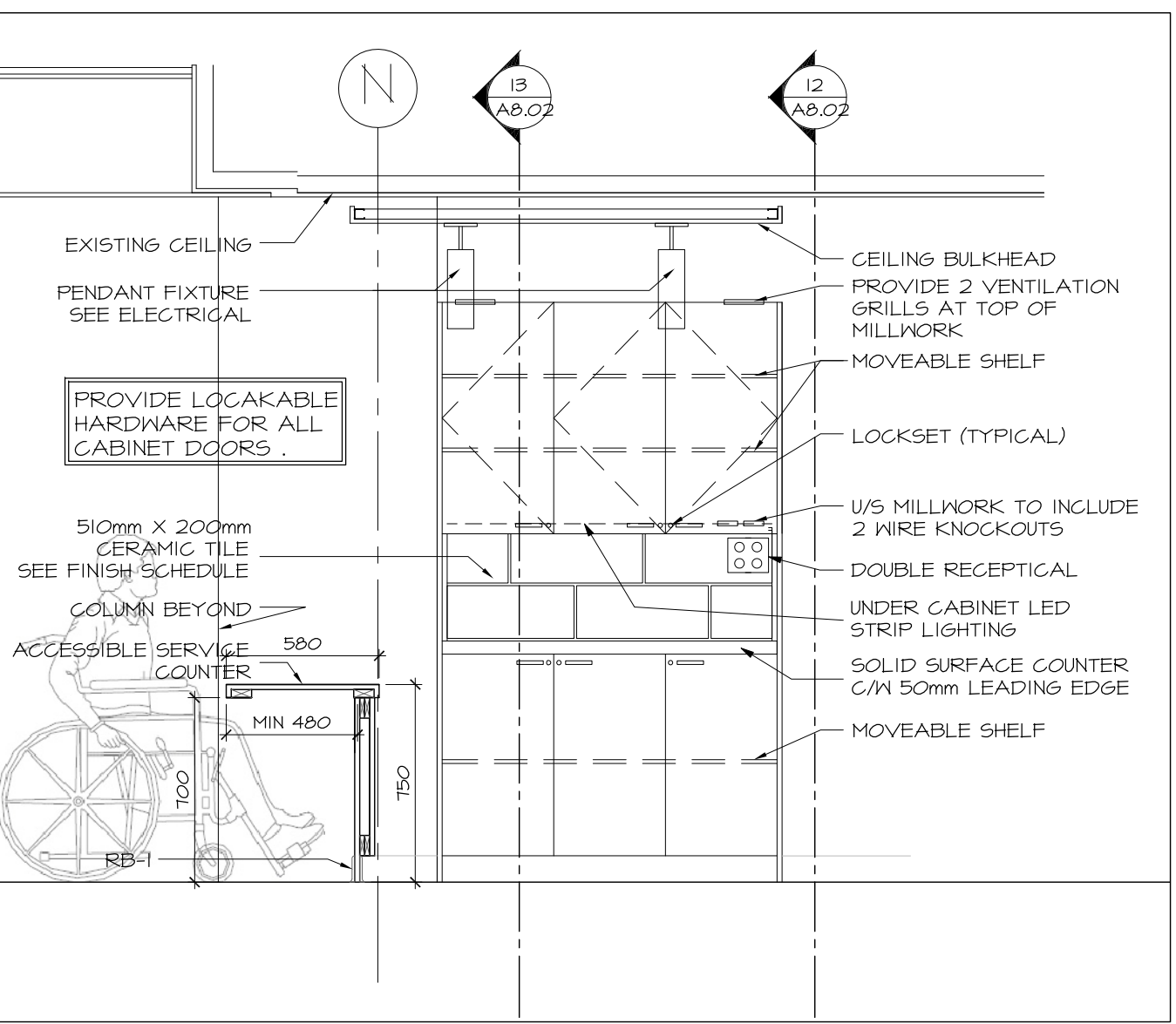
12 DESK END ELEVATION
 A8.02 SCALE 1:25



13 DESK SECTION
 A8.02 SCALE 1:25



14 DESK FRONT ELEVATION
 A8.02 SCALE 1:25



15 CABINET FRONT ELEVATION
 A8.02 SCALE 1:25



Dovercourt
 RECREATION CENTRE



63 PAMILLA STREET
 OTTAWA, ONT. K1S 3K7
 613-238-7200 Fax: 613-235-2055
 Email: mail@hobinarc.com

6		
5		
4		
3		
2	ISSUED FOR PERMIT	20170725 DV
1	ISSUED FOR INFORMATION	20170623 DV
NUMBER	MILESTONE / FAT SAILLANT	DATE (Y/M/D) INITIALS
DESIGNED BY / CONCEVU PAR		CHECKED BY / VÉRIFIÉ PAR

DRAWN BY / DESINÉ PAR	SCALE / ÉCHELLE
DV	1:25

DETAIL NUMBER	DRAWING TITLE
1	
SHEET NUMBER	

THIS DRAWING IS THE PROPERTY OF THE CITY OF OTTAWA AND ALL COPYRIGHT IS RESERVED. DIMENSIONS ON DRAWING ARE FOR ESTIMATING PURPOSES ONLY. IT IS THE RESPONSIBILITY OF EACH CONTRACTOR AND SUB-CONTRACTOR OR CONSULTANT TO CHECK AND VERIFY ALL DIMENSIONS AND CONDITIONS ON SITE. NOTIFY OWNER OF ANY ERRORS OR OMISSIONS PRIOR TO COMMENCING THE WORK. DO NOT SCALE THE DRAWINGS.

CE DESSIN CONSTITUE LA PROPRIÉTÉ DE LA VILLE D'OTTAWA ET TOUT DROIT D'AUTEUR EST RÉSERVÉ. LES DIMENSIONS UTILISÉES LE SONT À DES FINS D'ESTIMATION SEULEMENT. IL INCOMBE À CHAQUE ENTREPRENEUR, SOUS-CONTRACTANT OU CONSULTANT DE VÉRIFIER TOUTES LES DIMENSIONS ET LES CONDITIONS SUR LE CHANTIER. VEUILLEZ INFORMER LE PROPRIÉTAIRE DE TOUTE ERREUR OU OMISSION AVANT D'ENTAMER LES TRAVAUX. NE DRESSEZ PAS LES PLANS À L'ÉCHELLE.

ARCHITECT / ARCHITECTE	CONSULTANT / EXPERT-CONSEIL
------------------------	-----------------------------



CONSULTANT / EXPERT-CONSEIL	CONSULTANT / EXPERT-CONSEIL
-----------------------------	-----------------------------

PROJECT / LOCATION / PROJET / ENDROIT

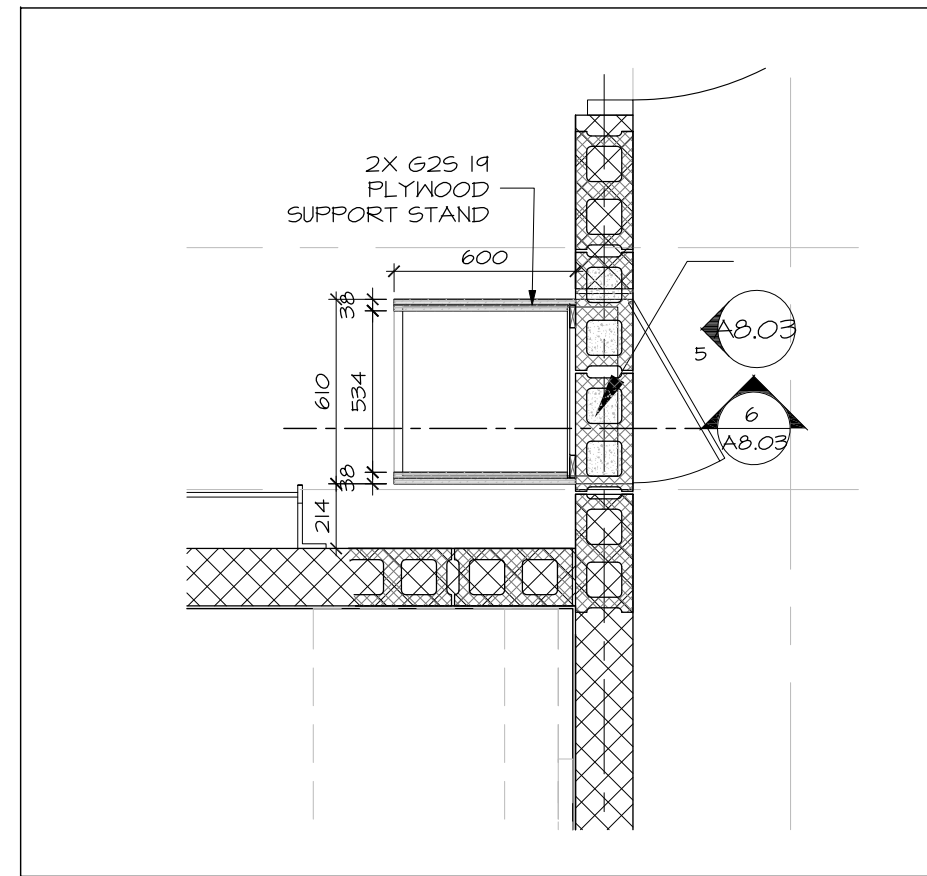
DOVERCOURT
 PHASE 2
 ADDITION & RENOVATION

411 DOVERCOURT
 OTTAWA, ONTARIO

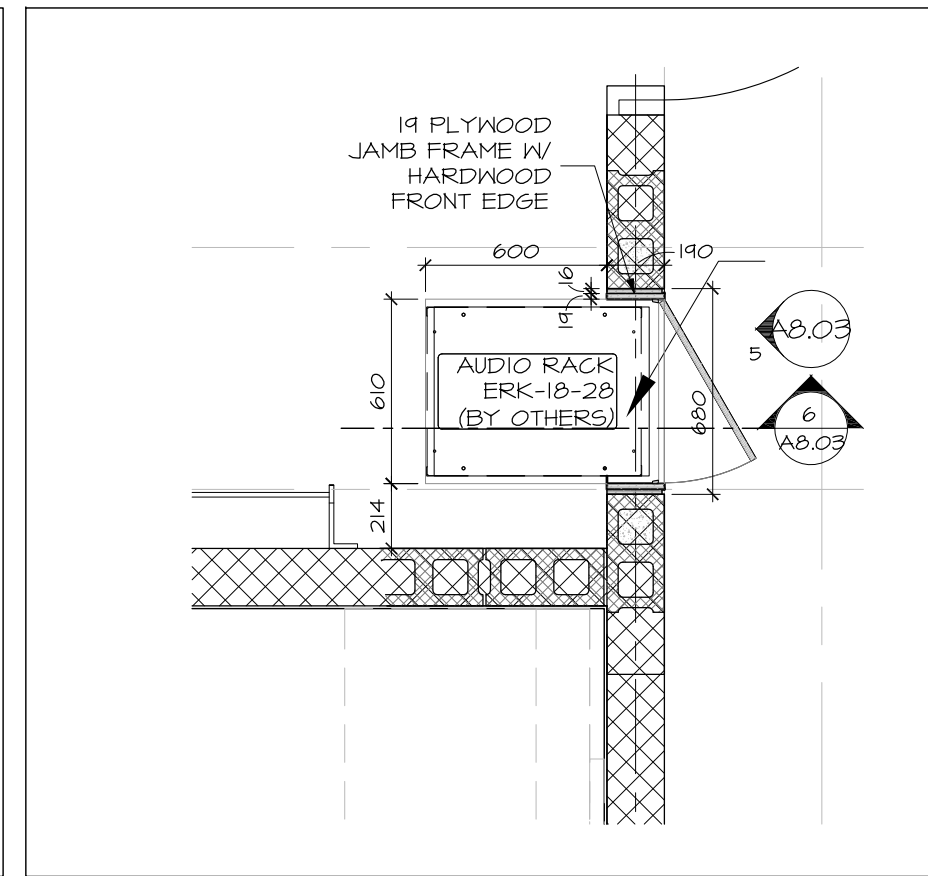
DRAWING / DESSIN
INTERIOR ELEVATIONS
MILLWORK

FACILITY NO. / NO. DE INSTALLATIONS	SHEET NO. / FEUILLE No.
-------------------------------------	-------------------------

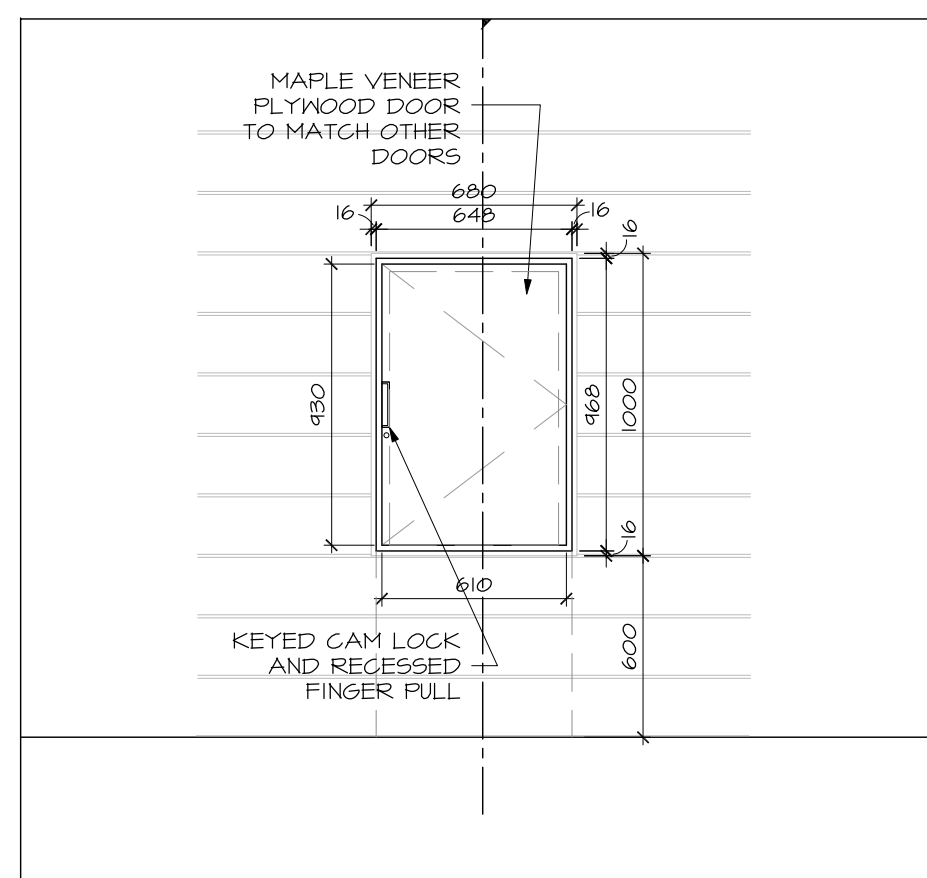
PROJECT NO. / PROJET No.
A8.03



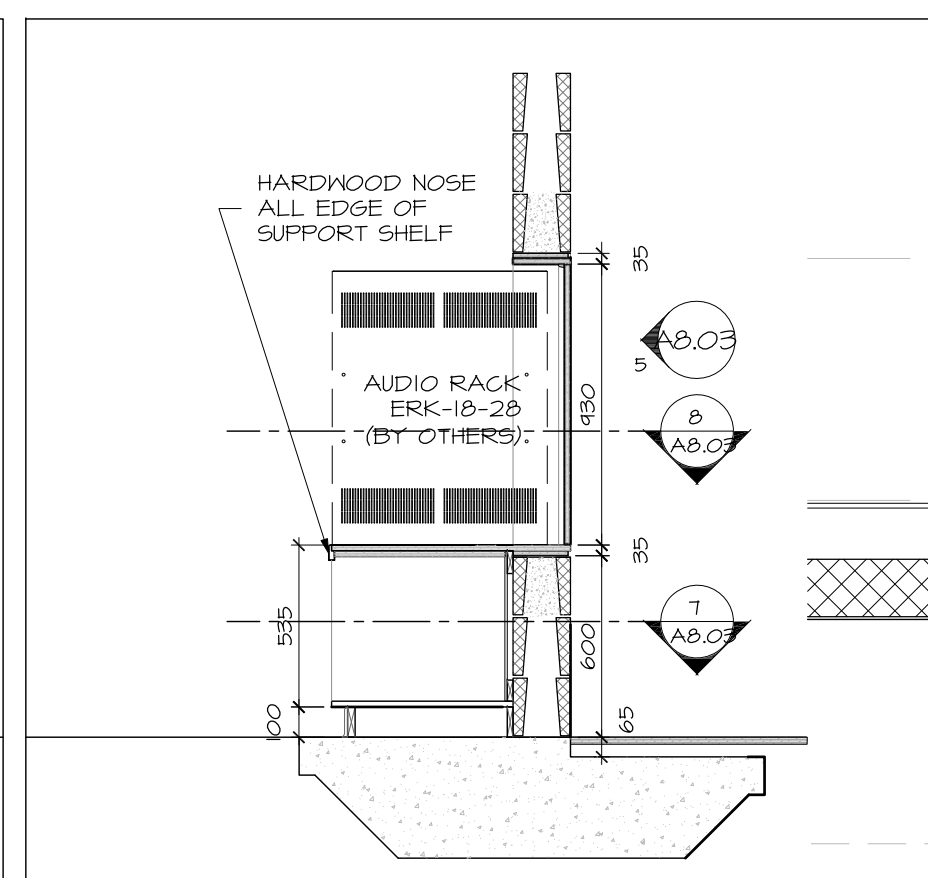
7 AUDIO CABINET - PLAN BASE
 A8.03 SCALE 1:25



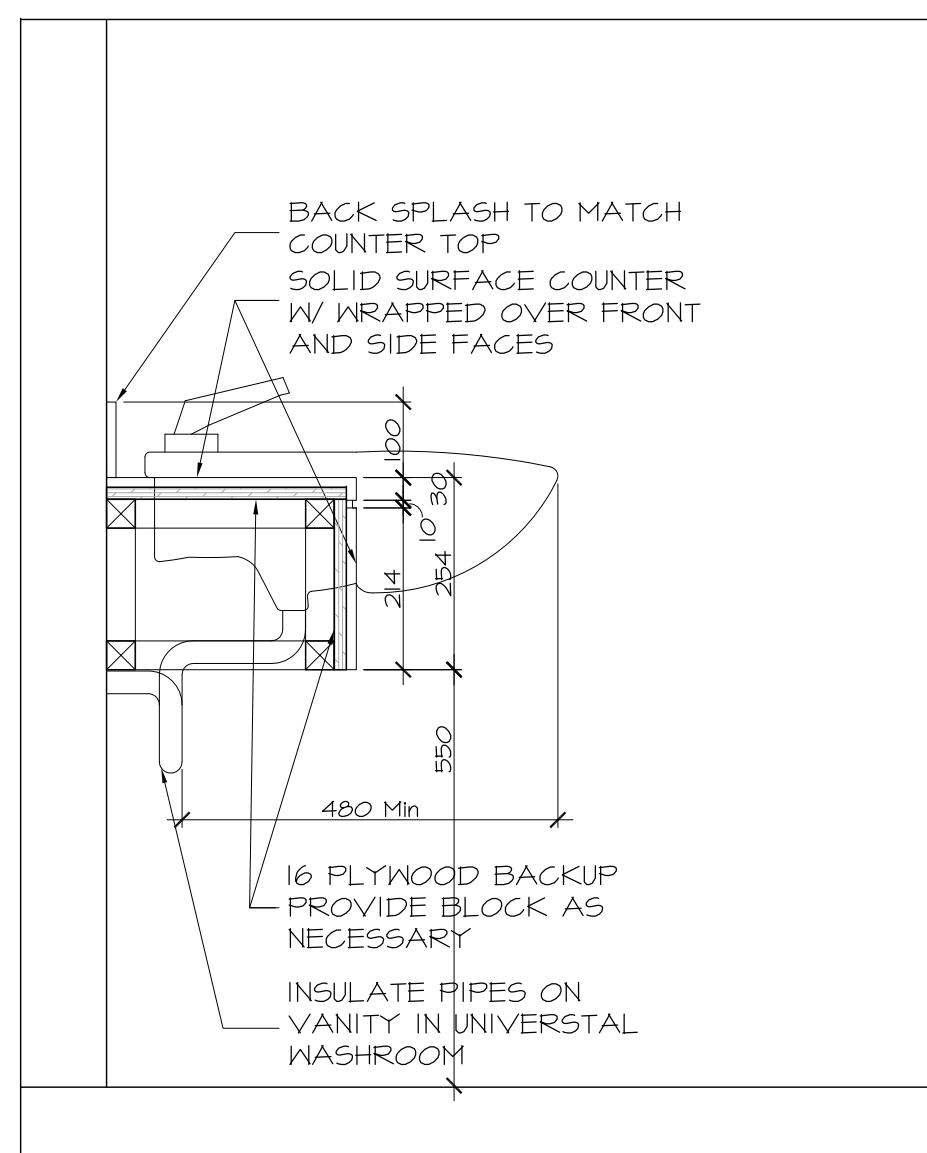
8 AUDIO CABINET - PLAN CABINET
 A8.03 SCALE 1:25



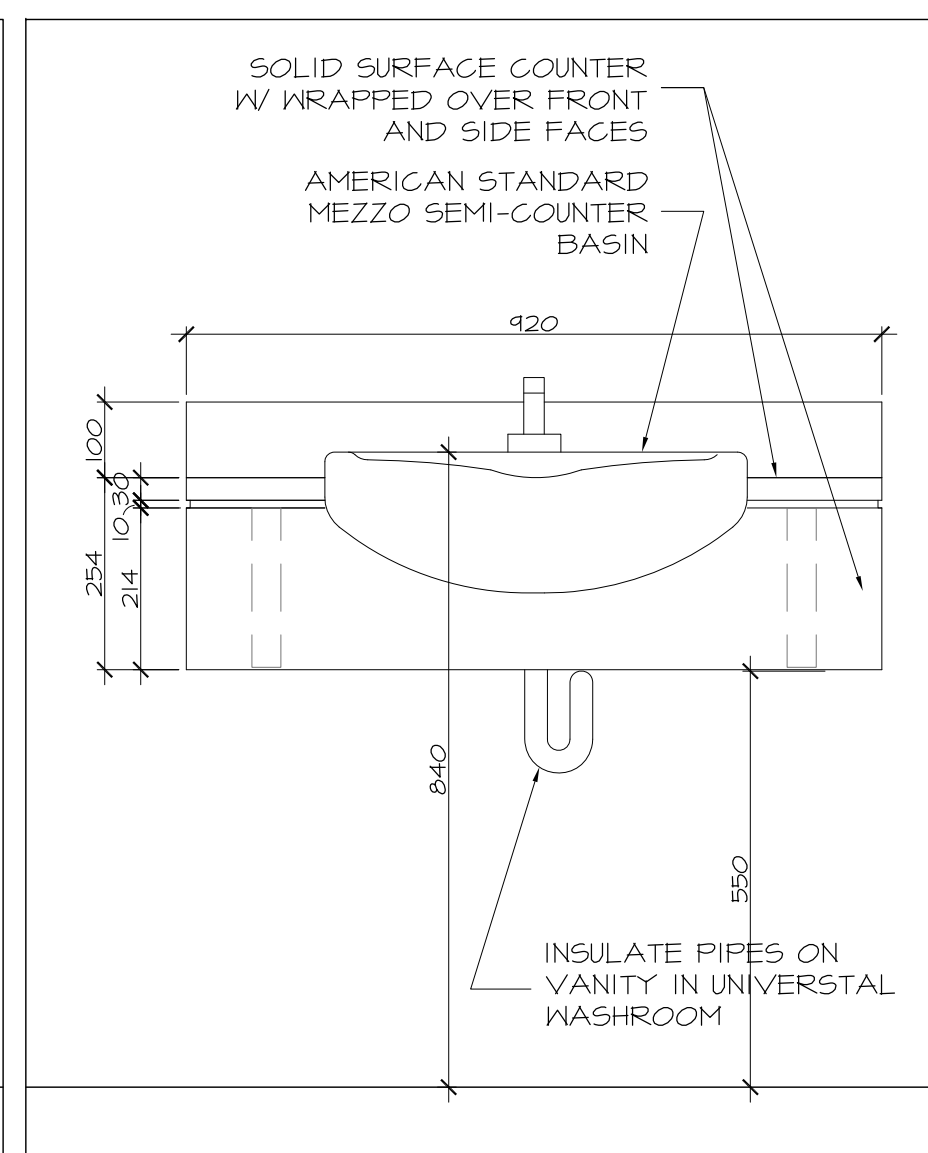
5 AUDIO CABINET - FRONT
 A8.03 SCALE 1:25



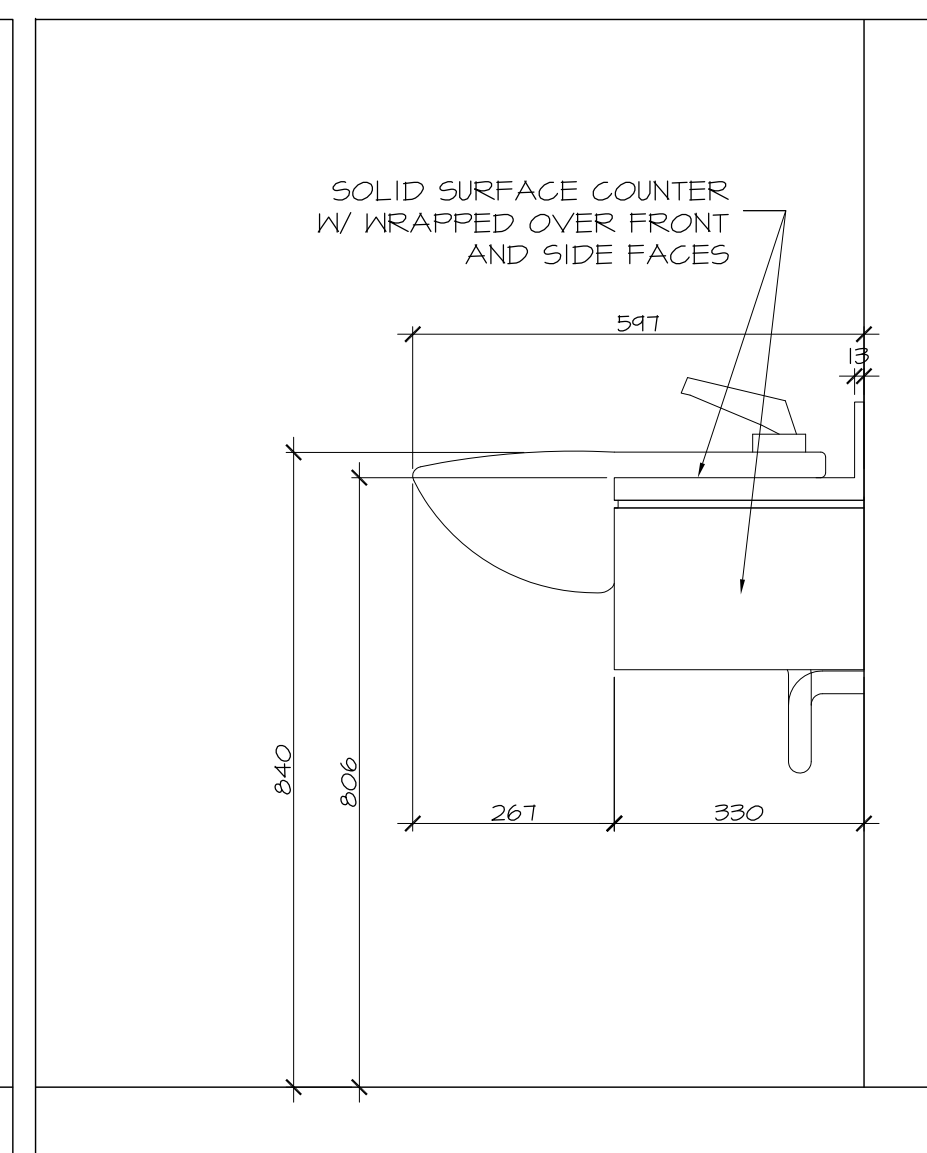
6 AUDIO CABINET - SECTION
 A8.03 SCALE 1:25



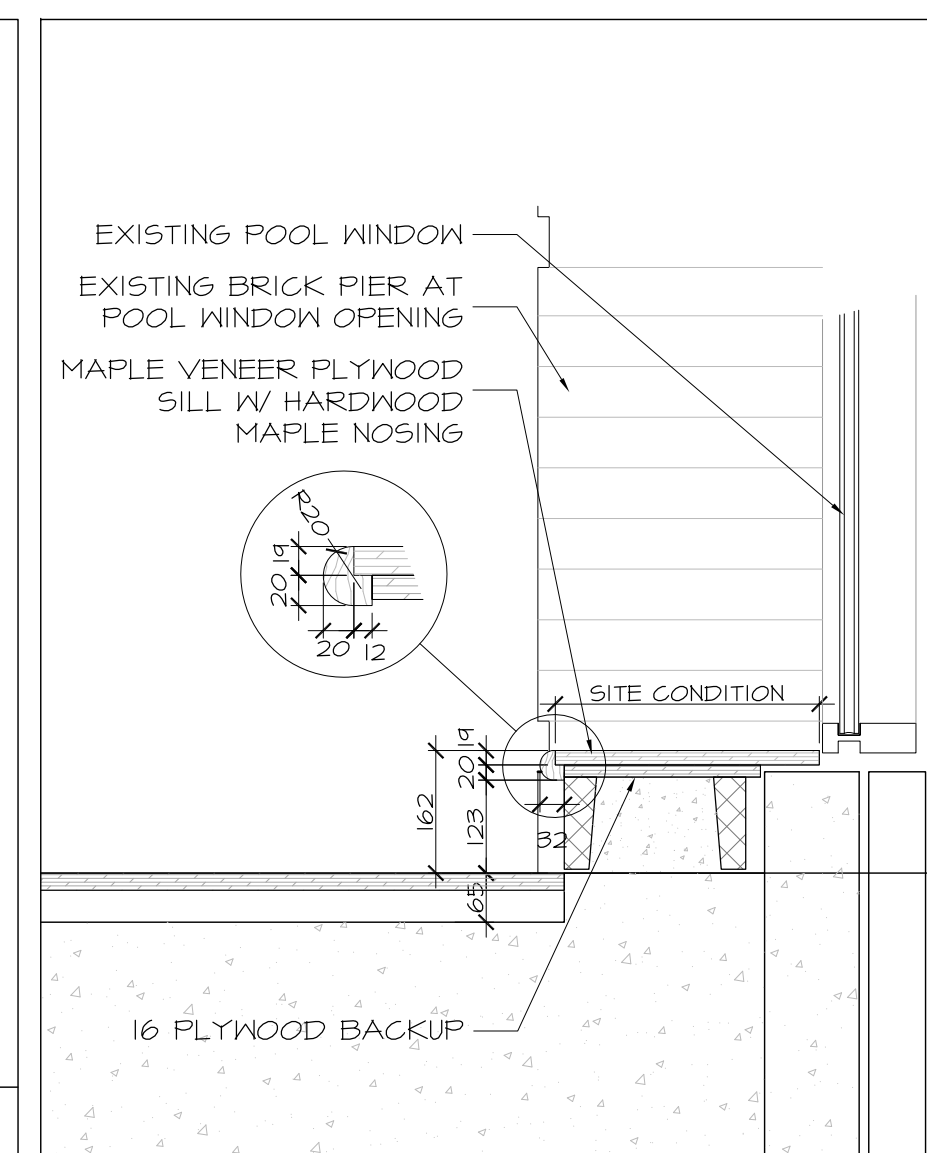
1 WASHROOM VANITY SECTION
 A8.03 SCALE 1:10



2 WASHROOM VANITY FRONT
 A8.03 SCALE 1:10

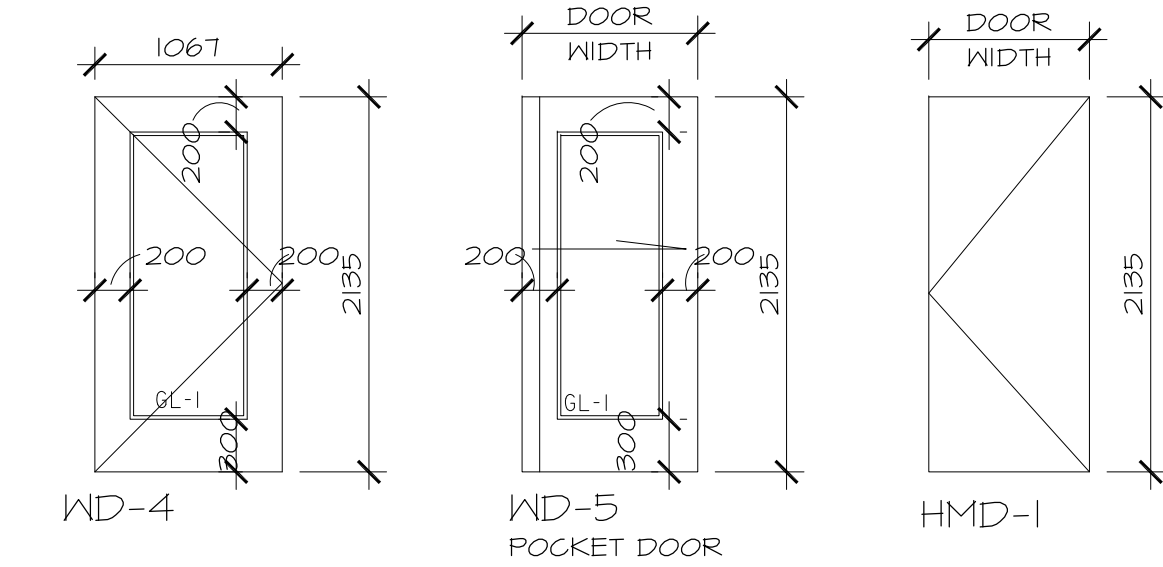
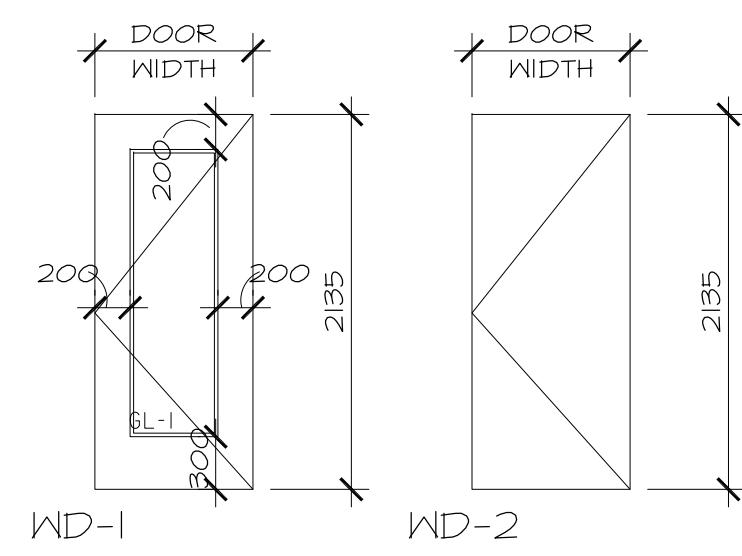


3 WASHROOM VANITY SIDE
 A8.03 SCALE 1:10

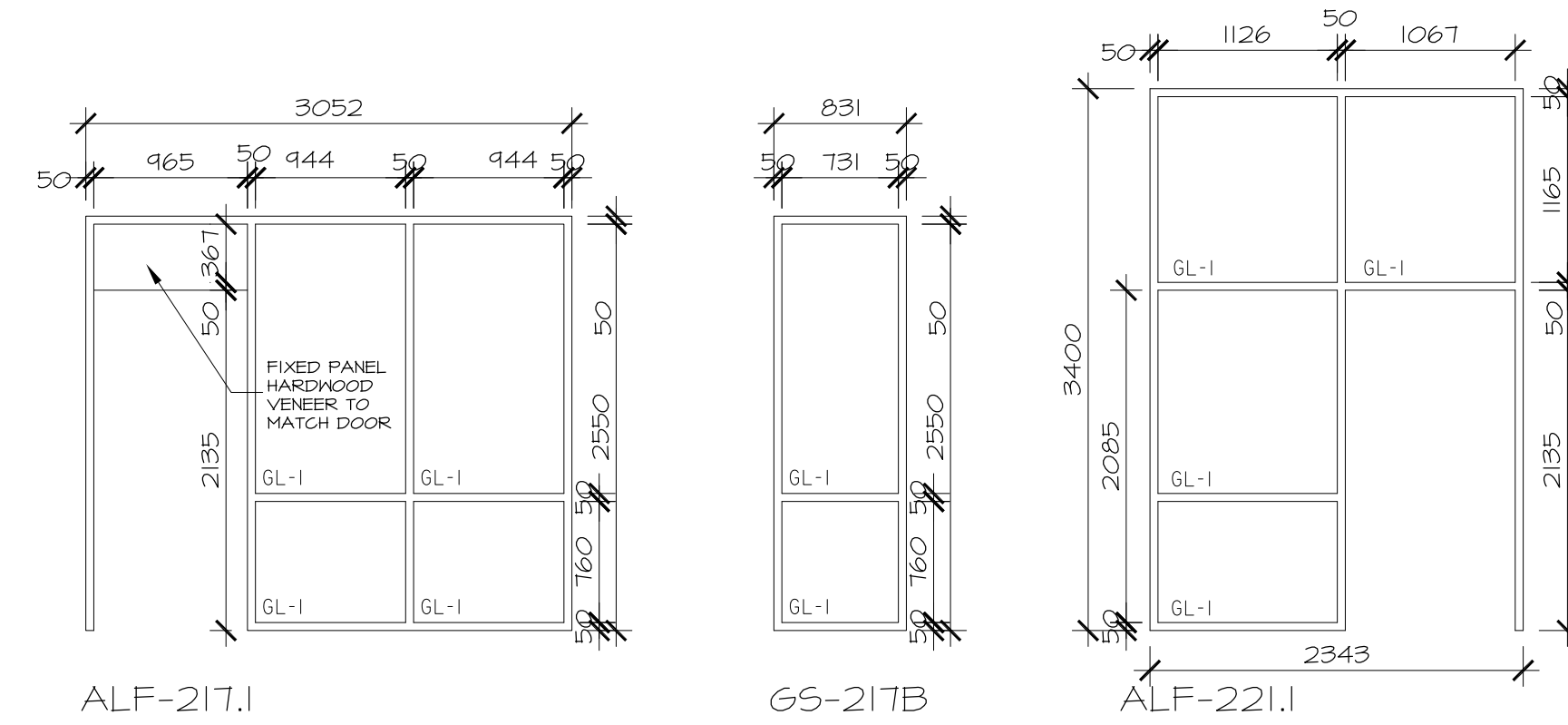
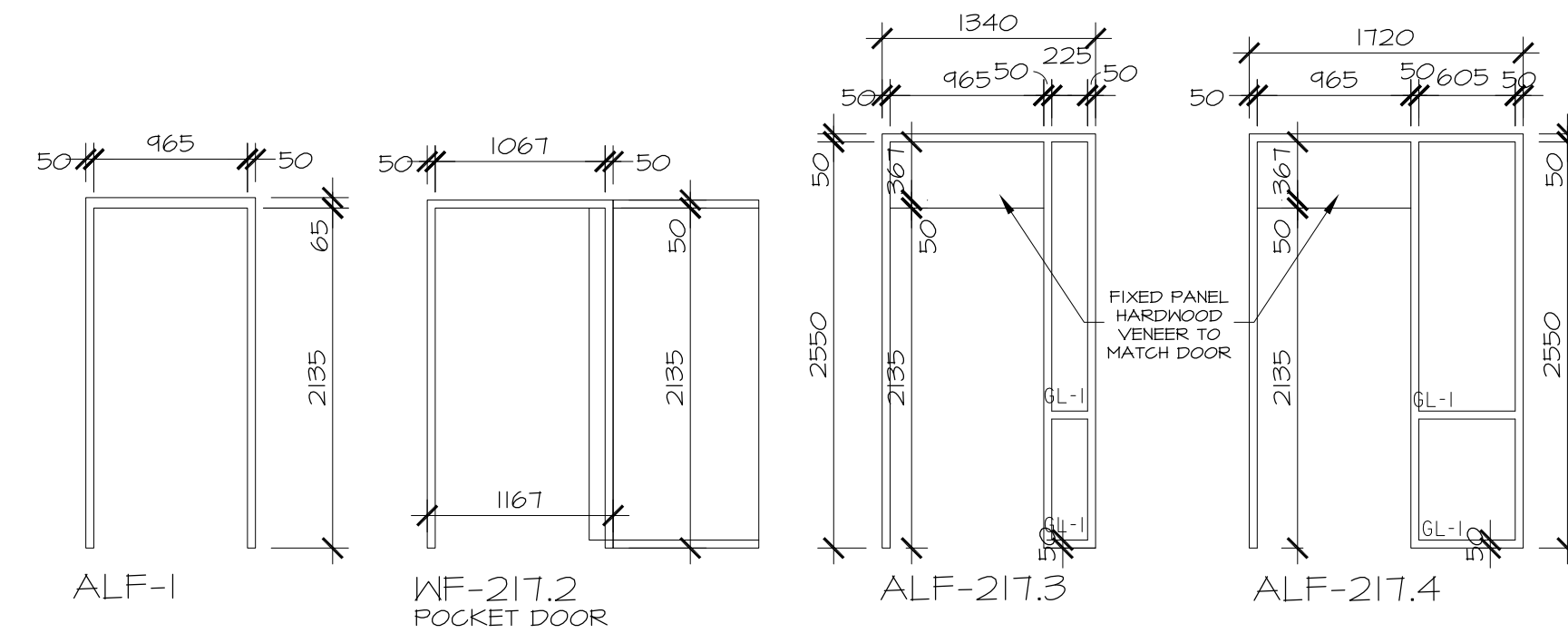


4 WINDOW SILL
 A8.03 SCALE 1:10 / 1:5 INSET

DOOR TYPES



INTERIOR DOOR FRAME TYPES



DOOR SCHEDULE - DOVERCOURT EXPANSION

DOOR No	ROOM NAME	FRAME TYPE	THROAT	FINISH	DOOR TYPE	WIDTH	HEIGHT	FINISH	GLASS	LABEL	HARDWARE	SECURITY NOTE	REMARKS
217.1	MEETING	ALF-217.1	-	ANOD.	WD-1	965	2135	CLEAR	GL-1-F	-	1	CARD ACCESS	VESTIBULE FRAMING
217.2	OFFICE	WF-217.2	-	WD	WD-5	1067	2135	CLEAR	GL-1-F	-	2	KEYED	OVERSIZE DOOR w/ 100mm OVERLAP MORTISE LOCK
217.3	OFFICE	ALF-217.3	-	ANOD.	WD-1	965	2135	CLEAR	GL-1-F	-	3	KEY / CLASSROOM	VESTIBULE FRAMING
217.4	OFFICE	ALF-217.4	-	ANOD.	WD-1	965	2135	CLEAR	GL-1-F	-	4	KEY / CLASSROOM	VESTIBULE FRAMING
218.1	WC	ALF-1	175	ANOD.	WD-2	965	2135	CLEAR	-	-	5	PRIVACY SET	
219.1	UNIVERSAL WC	ALF-1	175	ANOD.	WD-2	965	2135	CLEAR	-	-	6	PRIVACY SET ELEC. STRIKE	ACCESSIBLE HARDWARE, OPENER
220.1	STORAGE	ALF-1	175	ANOD.	WD-3	965	2135	CLEAR	-	-	7	KEYED	
220.2	STORAGE	ALF-1	190	ANOD.	WD-3	965	2135	CLEAR	-	-	8	KEYED	FINGER PULL OUTSIDE ONLY
221.1	ACTIVITY ROOM	ALF-221.1	-	ANOD.	WD-4	1067	2135	CLEAR	GL-1	-	9	CARD ACCESS	VESTIBULE FRAMING
221.2	ACTIVITY ROOM	CURTAIN WALL	-	ANOD.	CURTAIN WALL	965	2135	ANOD.	GL-2	-		PANIC EXIT ONLY	MATCH CURRENT DOOR TYPE



DEPARTMENT OF CORPORATE SERVICES / SERVICES GÉNÉRAUX
REAL PROPERTY ASSET MANAGEMENT BRANCH /
DIRECTION DE LA GESTION DES ACTIFS ET DES BIENS IMMOBILIERS
DESIGN AND CONSTRUCTION DIVISION /
DIVISION DE LA CONCEPTION ET DE LA CONSTRUCTION

GREG GEDES CHIEF CORPORATE SERVICES OFFICER /
CHEF DES SERVICES GÉNÉRAUX
S.A. FINNEMORE, O.A. DIRECTOR / DIRECTEUR, O.A.O.
ROBERT VAILLANCOURT, O.A.A. MANAGER / GESTIONNAIRE, O.A.O.

FOR / POUR




Dovercourt
RECREATION CENTRE

Hobin Architecture
Incorporated

63 Parnilla Street
Ottawa, Ontario
Canada K1S 3K7

T: 613-238-7200
F: 613-235-2005
E: mail@hobinarc.com

hobinarc.com



HOBIN
ARCHITECTURE

6		
5		
4		
3		
2	ISSUED FOR PERMIT	20170705 DV
1	ISSUED FOR INFORMATION	20170623 DV

NUMBER	MILESTONE / FAT SAILLANT	DATE: (MM/DD/ANN.)	INITIALS
DESIGNED BY / CONÇU PAR			
CHECKED BY / VÉRIFIÉ PAR			

DRAWN BY / DÉSSINÉ PAR	SCALE / ÉCHELLE
DV	1:50

DETAIL NUMBER	DRAWING TITLE
1	
SHEET NUMBER	

THIS DRAWING IS THE PROPERTY OF THE CITY OF OTTAWA AND ALL COPYRIGHT IS RESERVED. DIMENSIONS ON DRAWING ARE FOR ESTIMATING PURPOSES ONLY. IT IS THE RESPONSIBILITY OF EACH CONTRACTOR AND SUB-CONTRACTOR OR CONSULTANT TO CHECK AND VERIFY ALL DIMENSIONS AND CONDITIONS ON SITE. NOTIFY OWNER OF ANY ERRORS OR OMISSIONS PRIOR TO COMMENCING THE WORK. DO NOT SCALE THE DRAWINGS.

CE DESSIN CONSTITUE LA PROPRIÉTÉ DE LA VILLE D'OTTAWA ET TOUT DROIT D'AUTEUR EST RÉSERVÉ. LES DIMENSIONS UTILISÉES SE SONT À DES FINS D'ESTIMATION SEULEMENT. IL INCOMBE À CHAQUE ENTREPRENEUR, SOUS-CONTRACTANT OU CONSULTANT DE VÉRIFIER TOUTES LES DIMENSIONS ET LES CONDITIONS SUR LE CHANTIER. VEUILLEZ INFORMER LE PROPRIÉTAIRE DE TOUTE ERREUR OU OMISSION AVANT D'ENTAMER LES TRAVAUX. NE DRESSEZ PAS LES PLANS À L'ÉCHELLE.

ARCHITECT / ARCHITECTE	CONSULTANT / EXPERT-CONSEIL
CONSULTANT / EXPERT-CONSEIL	CONSULTANT / EXPERT-CONSEIL

PROJECT / LOCATION / PROJET / ENDROIT
DOVERCOURT
PHASE 2
ADDITION & RENOVATION
411 DOVERCOURT
OTTAWA, ONTARIO

DRAWING / DESSIN
INTERIOR DOORS AND WINDOWS

FACILITY NO. / NO. DE INSTALLATIONS	SHEET NO. / FEUILLE No.
	A9.01
PROJECT NO. / PROJET NO.	1713