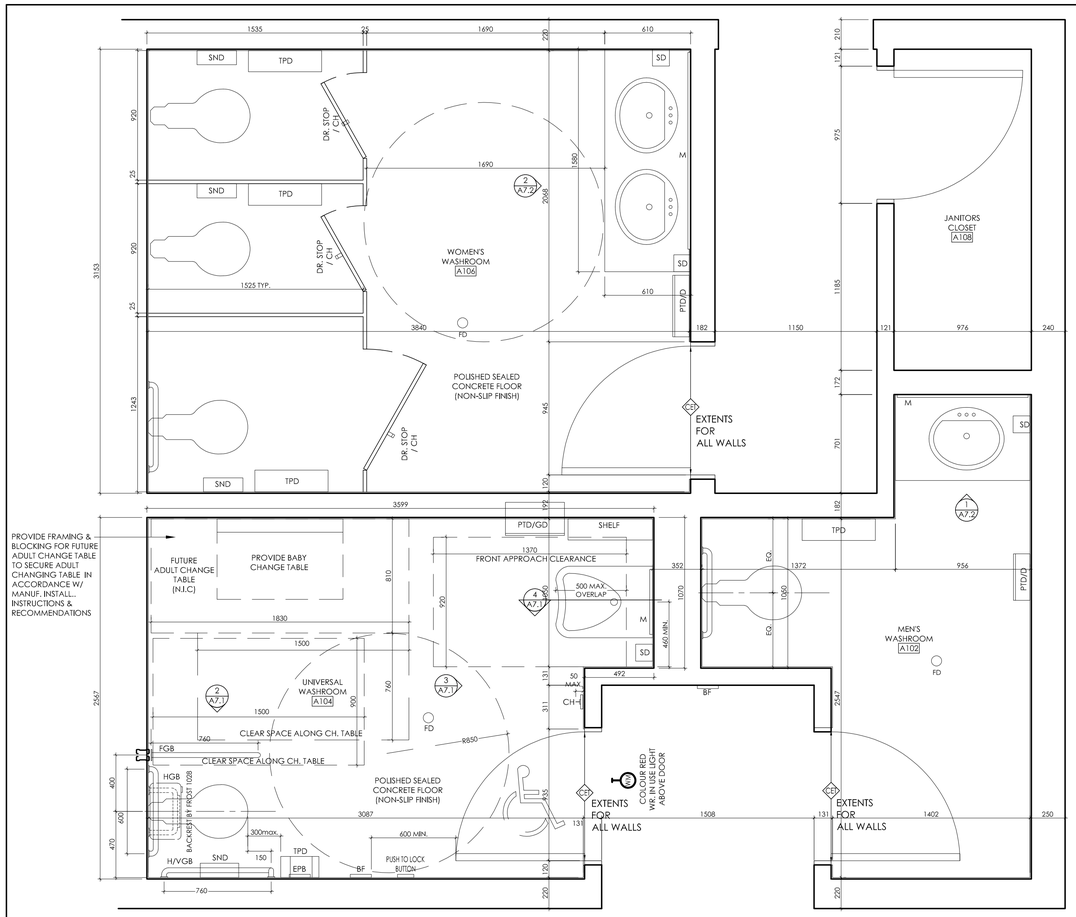

1 A2.1 WASHROOM PLANS

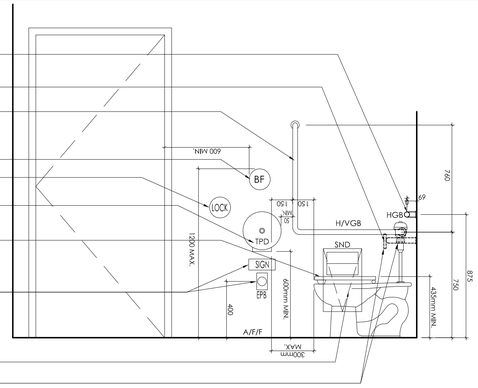

2 A7.1 UNIVERSAL W.C. ELEV.

WASHROOM LEGEND

- POWER DOOR OPENER
- BF — PUSH BUTTON FOR POWER DOOR OPERATOR - 610mm MIN. FROM THE END OF ANY DOOR SWING (925mm A/F/F TO CENTER OF BUTTON TYP.)
- EPB — EMERGENCY PUSH BUTTON / CALL SYSTEM W/ AUDIBLE / VISUAL SIGNALING ON INSIDE & OUTSIDE & EMERGENCY SIGN (925mm A/F/F TO CENTER OF BUTTON TYP.) (400mm A/F/F UNIV. WR. TYP.) (U/S DESK FOR SELECTIVE MILLWORK)
- X — ALL WALLS — WALL FINISH FULL HEIGHT (TO 200mm ABOVE FIN. CEILING OR TO U/S DECK) ON ALL WASHROOM WALLS TYP. (COORD. W/ INT. WASHROOM ELEV.'S FOR ANY ASSOCIATED PATTERNS)
- X — ACCENT — WALL FINISH ACCENT (COORD. W/ INT. WASHROOM ELEV.'S FOR ANY ASSOCIATED PATTERNS)
- X — NOTE — WALL FINISH NOTE FOR ANY ADDITIONAL RELEVANT INFO.
- X — EXTENTS FOR ALL WALLS — WALL FINISH TERMINATION POINT

GENERAL NOTES

- CONTRACTOR SHALL VERIFY ALL ROUGH-IN & PLUMBING ROUGH-IN, FIXTURE & ACCESSORY MOUNTING HEIGHTS & OTHER SIMILAR NON-TYPICAL SPACES W/ OWNER / OPERATOR PRIOR TO CONST. THE ABOVE NOTED HEIGHTS SHALL BE CONFIRMED TO BE IN ACCORDANCE W/ THE LATEST O.B.C. PRIOR TO ROUGH-IN & INSTALLATION

  WASHRM'S & DRINKING FTN.'S TILE WALL FIN. TO HAVE TILE BASE. TILE WALL FIN. TO EXTEND TO U/S FIN. CEILING TYP. (COORD. W/ TYP. TILE PATTERN ELEV.'S & A7 STD. DRINKING FTN. DETAILS)
- WASHRM'S & DRINKING FTN.'S W/O WALL FIN. TO HAVE SPECIAL PERFORMANCE COATING (EPOXY PAINT) APPLIED W/ RUBBER BASE
- COORD. W/ INTERIOR FIN. SCH. FOR TILE MANUF. / COLOURS TYP.
- SHOP DWG.'S TO BE IN DIMENSION UNITS AS ILLUSTRATED ON THIS DWG, OR THEY WILL BE REJECTED (IMPERIAL & METRIC BOTH SHOWN IS ACCEPTABLE)

HATCH IDENTIFICATION MARKER LEGEND

- CERAMIC TILE (COORD. W/ TYP. TILE PATTERN ELEV. FOR TYPE)
- CERAMIC TILE (FLOORS) (COORD. W/ TYP. TILE PATTERN ELEV. FOR TYPE)

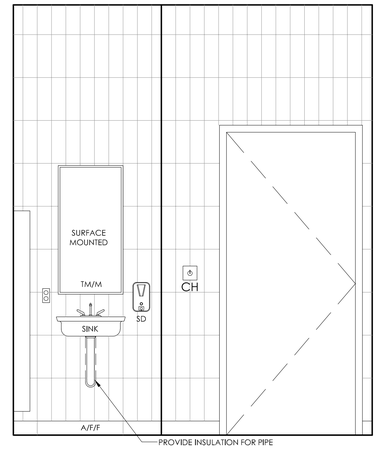

3 A7.1 UNIVERSAL W.C. ELEV.

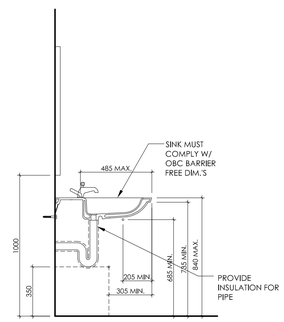

4 A7.1 UNIVERSAL W.C. SECTION

WASHROOM LEGEND

CH	COAT HOOK
DF	DRINKING FOUNTAIN
EPB	EMERGENCY PUSH BUTTON
GD	GARBAGE DISPOSAL
HD	HAND DRYER
HGB	HORIZONTAL GRAB BAR
H/VGB	HORIZONTAL/VERTICAL GRAB BAR
M	MIRROR
O.H	OVERHANG
PLAM	PLASTIC LAMINATE
PTD	PAPER TOWEL DISPENSER
PTL	PUSH TO LOCK
SD	SOAP DISPENSER
SHF	SHELF
SND	SANITARY NAPKIN DISPENSER
TB	TOWEL BAR
TPD	TOILET PAPER DISPENSER
VGB	VERTICAL GRAB BAR

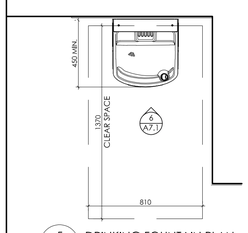

5 A2.1 DRINKING FOUNTAIN PLAN

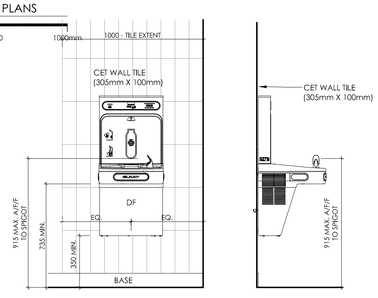

6 A7.1 DRINKING FOUNTAIN ELEV. & SECTION

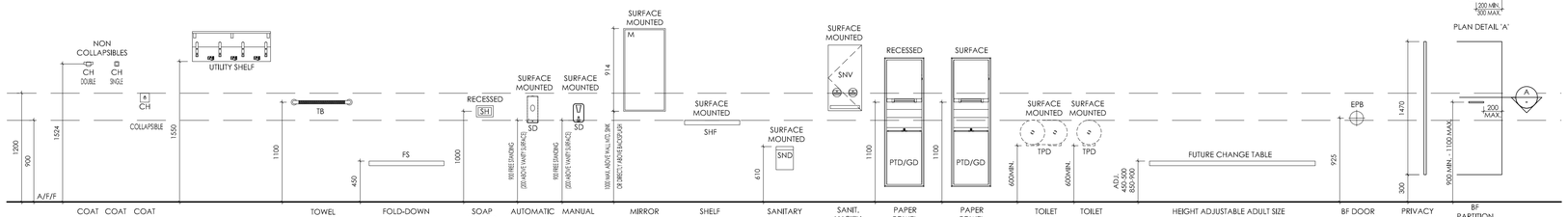

7 A7.1 ACCESSORY MOUNTING HEIGHTS

CONTRACTOR SHALL VERIFY ALL ROUGH-IN AND MOUNTING HEIGHTS FOR ALL SPACES OTHER SIMILAR NON-TYP. SPACES W/ OWNER/ OPERATOR PRIOR TO CONST. THE ABOVE NOTED HEIGHTS SHALL BE CONFIRMED TO BE IN ACCORDANCE W/ THE LATEST OBC PRIOR TO ROUGH-IN & INSTALL.



TILES CENTERED ON WALL WIDTH TYP. / OR /
TILES CENTERED ON DRINKING FOUNTAIN WHERE APPLICABLE TYP.
TILES ON ALL SIDES OF DRINKING FOUNTAIN ALCOVE WHERE APPLICABLE TYP.

8 A7.1 TILE PATTERN ELEV.

REVISIONS

NO.	DATE	PARTICULAR
1	2017.08.21	ISSUED FOR BUILDING PERMIT & TENDER
2	2017.08.22	ISSUED FOR CLIENT REVIEW
3	2017.10.06	ISSUED FOR CLIENT REVIEW
4	2017.10.12	ISSUED FOR TENDER

NOTES:

PRELIMINARY
NOT TO BE USED FOR CONSTRUCTION

Reproduction of drawings and related documents in whole or in part is forbidden without written permission of The Ventin Group.

All dimensions and measurements must be checked and verified by the General Contractor

CLIENT:
TOWNSHIP OF McNAB / BRAESIDE

PROJECT:
21688

McNAB / BRAESIDE MUNICIPAL BUILDING

2473 RUSSETT DRIVE, ARNPRIOR, ONTARIO K7S 3G8

ORIGINAL PAGE SIZE ARCH D - 24" x 36"
KEY TO DETAIL LOCATION:
A - DETAIL NO.
B - DETAIL NO. ORIGIN

+VG ARCHITECTS
THE VENTIN GROUP LTD

CN N

WASHROOM PLANS, ELEVATIONS & DETAILS

A7.1

Filename: C:\Users\User\AppData\Local\Temp\Temp1_M&B Town Hall - A7.1 - Standard.zip\M&B Town Hall - A7.1.dwg
Plot Date: Oct 12, 2017 - 12:02pm By: User
DRAWN BY : KH, NM CHECKED BY : YR