



TAL-CO SUPPLEMENTAL INSTRUCTION #65 REV01			
FURNITURE LAYOUTS			
Project Name:	RW TOMLINSON - NEW HEAD OFFICE		
Project Location:	100 CitiGate Drive, Ottawa, Ontario		
ARCH. SI #:	N/A	Issued By:	Farah Bano
STRUC. SI #:	N/A	Date Issued:	October 17, 2017
MECH. SI #:	N/A	Revision #:	01
ELEC. SI #:	N/A	Revision Date:	October 25, 2017

Supplemental Instructions are issued by the Construction Manager to record a clarification or revision to the previously issued Contract Documentation as reflected by the attached information prepared by the identified Professionals.
The Construction Manager shall review the Supplemental Instruction and the attached information and issue to the affected Trade Contractors identifying the following course of action by the Trade Contractor.

Notify TAL-CO within 5 days of receipt, if the attached documents will require a change to Contract Price or Schedule.

TITLE: FURNITURE LAYOUTS

Reference:

Architectural Construction Update 28-Jul-2017

Attachments:

- Test Facility Layout - 09.22.17
- Ground Floor Layout R1 - 09.22.17
- Second Floor Layout R2 - 10.19.17**
- Third Floor Layout R1 - 09.22.17
- Fourth Floor Layout R1 - 09.22.17

Description of the Work:

To provide Furniture Layout Details for Main Building & Test Facility.

Reason:

To provide Furniture Layout Details for Main Building & Test Facility.



General Notes


- All measurements must be checked on the job site by the contractor.
- Do not scale directly from drawing.
- All discrepancies to be reported to Ottawa Business Interiors before proceeding with the work.
- Minimum corridor widths as indicated must be maintained as required by Building Code standards.
- All prints of plans and specifications are the property of Ottawa Business Interiors and must be returned at the completion of work, or upon request.

ALL RIGHTS RESERVED

Revisions:

No.	Date	By	Description
##	??,??,??	XX	:

Final date to supersede all previous drawings issued.



Project Title:
**TOMLINSON
 TEST FACILITY**

100 CITI GATE DRIVE
 OTTAWA, ON
 1ST FLOOR

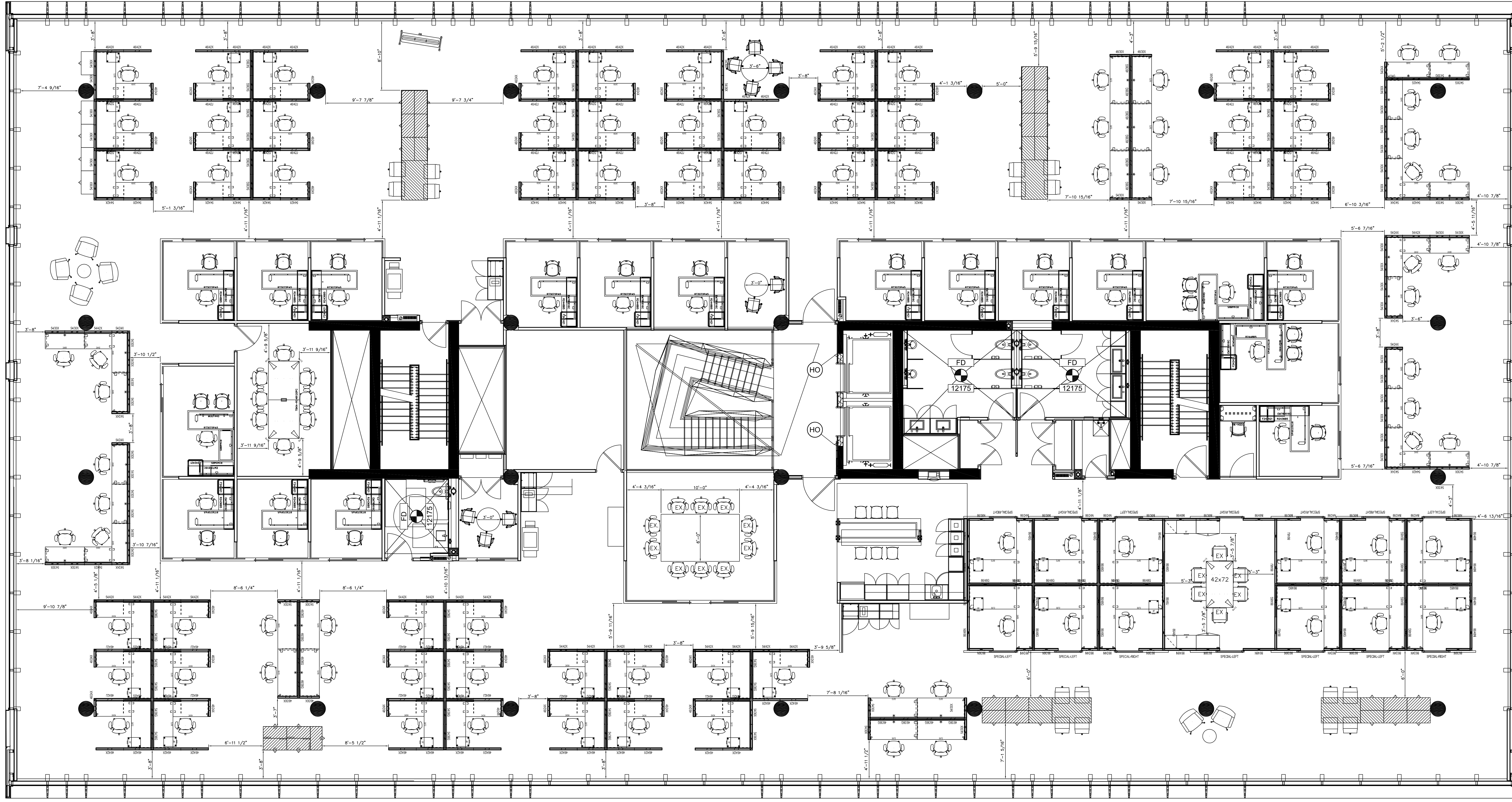
Area/Dept:

Drawing Title:
**TEST FACILITY
 LAYOUT**

Drawn by: KC/J5
 Date: 09.22.17
 Scale: NT5
 CAD file: L:\2017\TOMLINSON

Client Project No.

Project No. 49733	Drawing No. 1 OF 1
----------------------	-----------------------



General Notes


- All measurements must be checked on the job site by the contractor.
- Do not scale directly from drawing.
- All discrepancies to be reported to Ottawa Business Interiors before proceeding with the work.
- Minimum corridor widths as indicated must be maintained as required by Building Code standards.
- All prints of plans and specifications are the property of Ottawa Business Interiors and must be returned at the completion of work, or upon request.

ALL RIGHTS RESERVED

Revisions:

No.	Date	By	Description
##	??,??,??	XX	:

Final date to supersede all previous drawings issued.



Project Title:
 TOMLINSON
 4TH FLOOR

100 CITI GATE DRIVE
 OTTAWA, ON
 4TH FLOOR

Area/Dept:

Drawing Title:
 4TH FLOOR
 LAYOUT

Drawn by: KC
Date: 09.22.17
Scale: NT5
CAD file: LA2017TOMLINSON
Client Project No.
Project No. 49773
Drawing No. 1 OF 1



General Notes


- All measurements must be checked on the job site by the contractor.
- Do not scale directly from drawing.
- All discrepancies to be reported to Ottawa Business Interiors before proceeding with the work.
- Minimum corridor widths as indicated must be maintained as required by Building Code standards.
- All prints of plans and specifications are the property of Ottawa Business Interiors and must be returned at the completion of work, or upon request.

ALL RIGHTS RESERVED

Revisions:

No.	Date	By	Description
##	??,??,??	XX	:

Final date to supersede all previous drawings issued.



Project Title:
**TOMLINSON
 GROUND FLOOR**

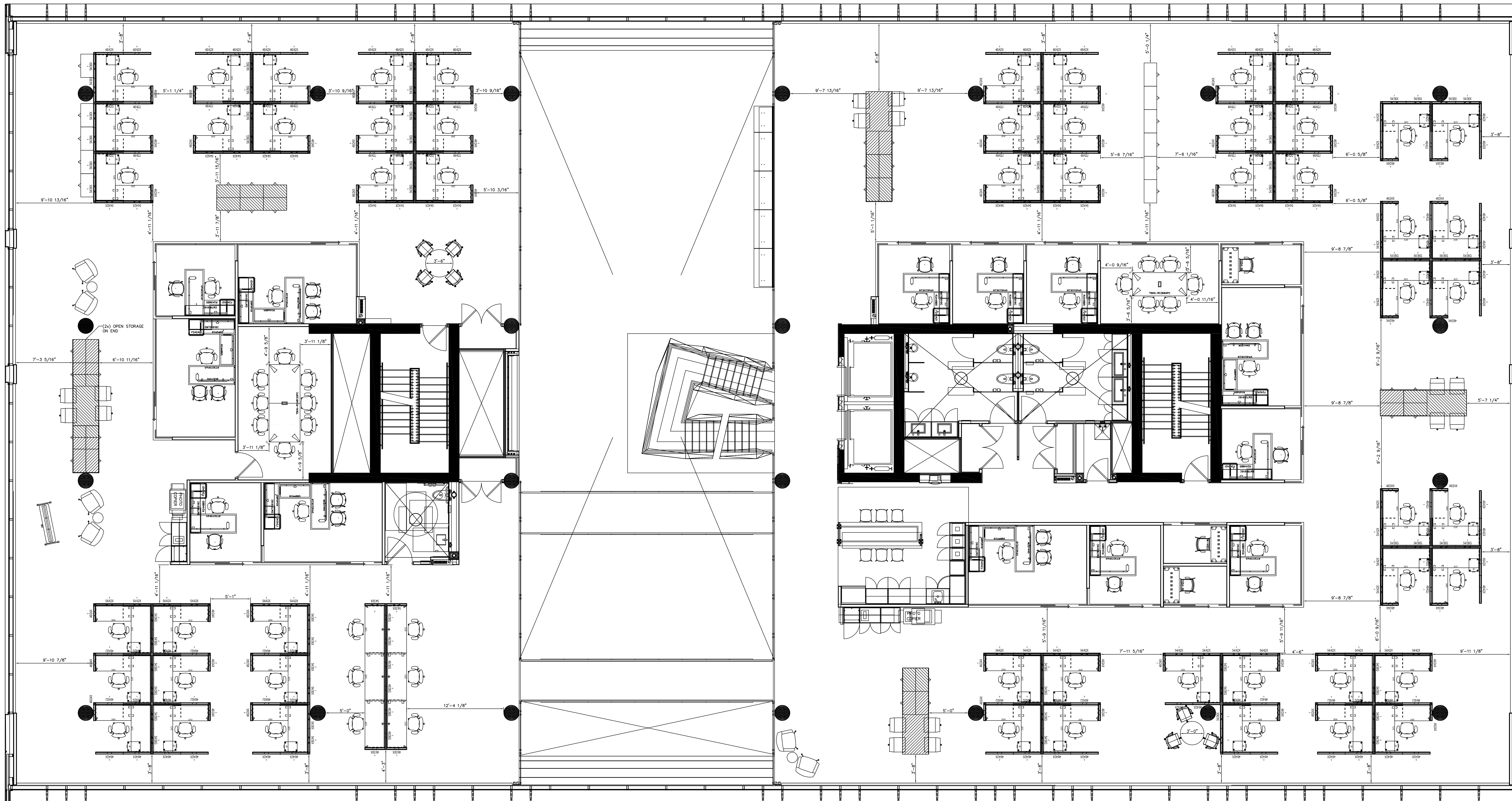
100 CITI GATE DRIVE
 OTTAWA, ON
 1ST FLOOR

Area/Dept:

Drawing Title:
**1ST FLOOR
 LAYOUT**

Drawn by: KC/JIS
 Date: 09.22.7
 Scale: NT5
 CAD file: L:A2017/TOMLINSON
 Client Project No.

Project No. 49733-R1 | Drawing No. 1 OF 1



General Notes


- All measurements must be checked on the job site by the contractor.
- Do not scale directly from drawing.
- All discrepancies to be reported to Ottawa Business Interiors before proceeding with the work.
- Minimum corridor widths as indicated must be maintained as required by Building Code standards.
- All prints of plans and specifications are the property of Ottawa Business Interiors and must be returned at the completion of work, or upon request.

ALL RIGHTS RESERVED

Revisions:

No.	Date	By	Description
##	??,??,??	XX	:

Final date to supersede all previous drawings issued.



Project Title:
**TOMLINSON
 3RD FLOOR**

100 CITI GATE DRIVE
 OTTAWA, ON
 3RD FLOOR

Area/Dept:

Drawing Title:
**3RD FLOOR
 LAYOUT**

Drawn by: KC

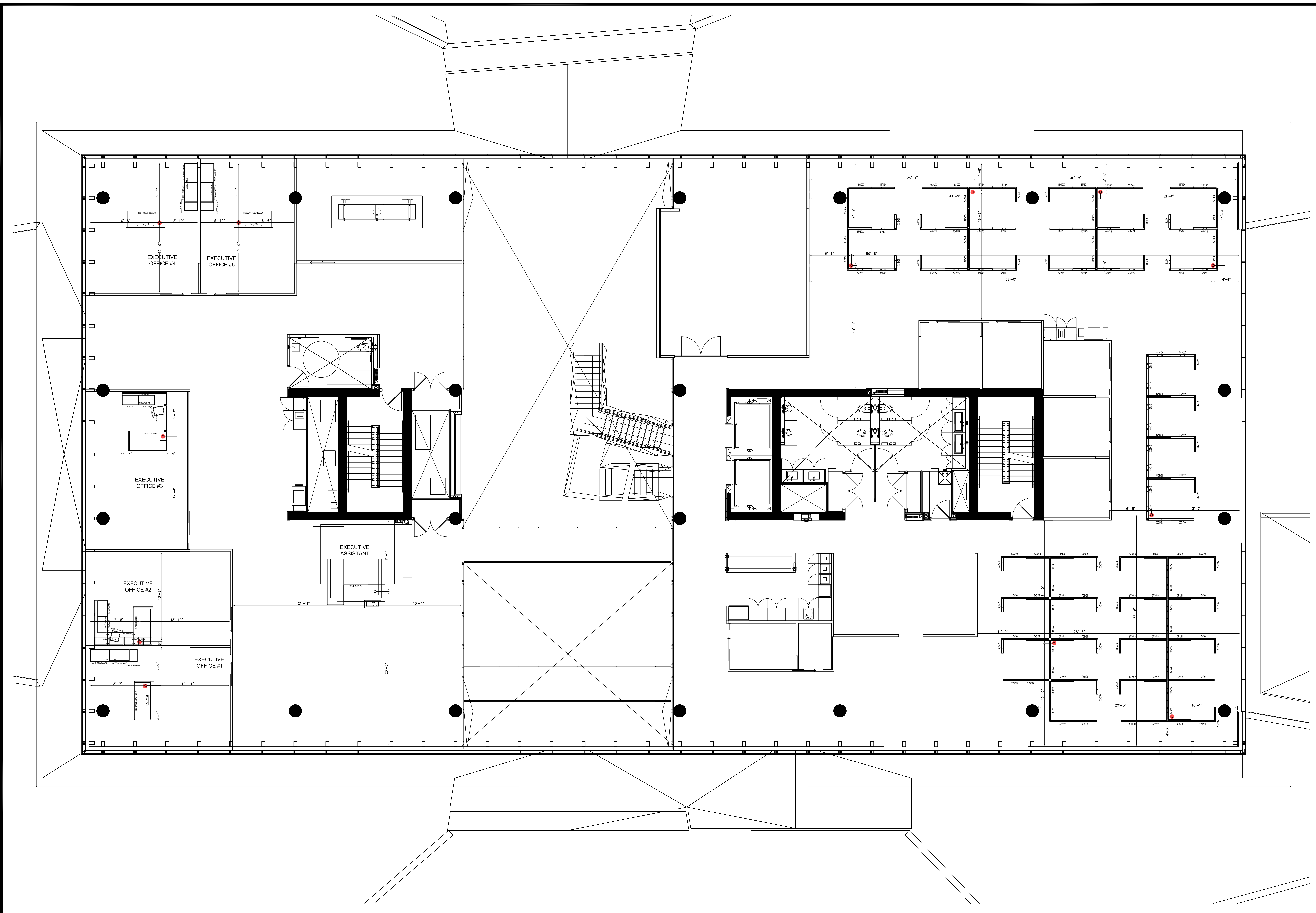
Date: 09.22.17

Scale: NTS

CAD file: L:2017TOMLINSON

Client Project No.

Project No. 49773	Drawing No. 1 OF 1
----------------------	-----------------------



General Notes


- All measurements must be checked on the job site by the contractor.
- Do not scale directly from drawing.
- All discrepancies to be reported to Ottawa Business Interiors before proceeding with the work.
- Minimum corridor widths as indicated must be maintained as required by Building Code standards.
- All prints of plans and specifications are the property of Ottawa Business Interiors and must be returned at the completion of work, or upon request.

ALL RIGHTS RESERVED

Revisions:

No.	Date	By	Description
##	??,??,??	XX	:

Final date to supersede all previous drawings issued.



Project Title:
 TOMLINSON
 2ND FLOOR

100 CITI GATE
 OTTAWA, ON
 2ND FLOOR

Area/Dept:

Drawing Title:
 BASEFEED
 LOCATIONS

Drawn by: KC

Date: 10.19.17

Scale: NTS

CAD file: L:\A2017\TOMLINSON

Client Project No.

Project No. 49733	Drawing No. 1 OF 1
-----------------------------	------------------------------