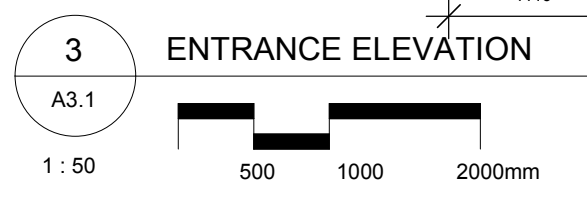
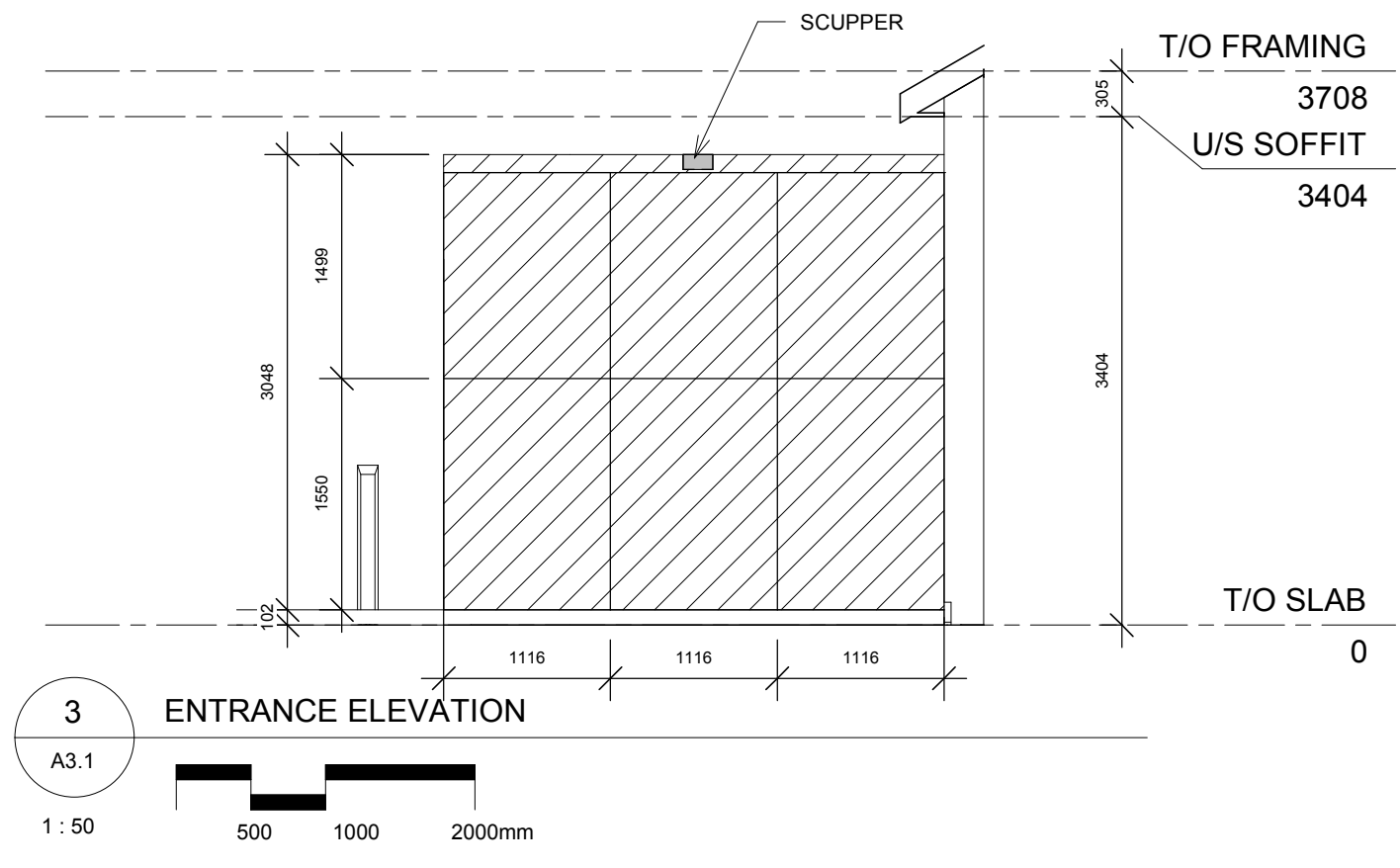


- EXT. ELEVATION LEGEND**
- ELEVATION REFERENCE
 - DETAIL REFERENCE
 - WALL SECTION REFERENCE
 - BUILDING SECTION REFERENCE
 - DATUM
 - GRID LINE
 - DOOR TYPE (COORD. W/ DOOR SCH. 3)
 - A/F/F LEVEL (ABOVE FINISHED FLOOR)
 - WINDOW #
 - WINDOW # & FROSTED VINYL FILM (W/ VINYL FILM APPLICATION ON #4 SURFACE)
 - INITIAL MATCHING EXTENSION JAMBES / SILL / HEAD ON EX. OPENINGS WHERE WALL SYSTEM IS THICKENED BY NEW INT. FINISH
 - FINISH & MATERIAL OF EXTENSIONS TO MATCH EX. MAKE GOOD WHERE DISTURBED, PROVIDE CLEAN TRANSITIONS TYP.
 - CURTAIN WALL #
 - SCREEN #


- LIGHT FIXTURES
- PERSONAL ADDRESS SYSTEM
- PUSH BUTTON FOR POWER DOOR OPERATOR (PUSH TO CENTER OF BUTTON A/F/F TYP.)
- FIRE FIGHTERS CONNECTION (800mm A/F/F GRADE)
- HOSE REEL
- MECHANICAL LOUVERS (TO BE FID. / ANNOT. / COLOUR)
- SCUPPER DRAIN LOCATION (SCUPPER DRAINS ARE LOCATED IN THE GENERAL LOCATION ON THE ROOF PLAN)
- CONTROL JOINT LOCATION (COORD. W/ A/F # FOR TYP. DETAIL OF JOINTS) (COORD. W/ MASONRY MODULES) (MAX. DISTANCE 2.3 - 9m (25 - 30F.1)) (SUBMIT SHOP DWG. 3)
- COMPARTMENTALIZATION OF CAVITY JOINT LOCATION (COORD. W/ A/F # FOR TYP. DETAIL OF JOINTS) (COORD. W/ MASONRY MODULES) (MAX. DISTANCE 2.3 - 9m (25 - 30F.1)) (SUBMIT SHOP DWG. 3)
- BRICK TYPE
- CAPLESS MULLIONS
- CAP MULLIONS

- GENERAL NOTES**
- COLOUR OF DURANAR PAINT FOR OPERATORS, GLAZING STOPS TO BE SELECTED BY ARCHITECT FROM MANUF. FULL RANGE INCLUDING CUSTOM.
 - ALL GLAZING LOWER THAN 1070mm TO BE DESIGNED TO WITHSTAND THE LOADING ON GUARDS AS PER OIC 38-13, WHERE THE DIFFERENCE IN ELEV. BETWEEN THE ADJACENT GROUND OR R.L. LEVEL IS MORE THAN 400mm TYP. (COORD. W/ GLASS & GLAZING 8800 SECTION)
 - SHOP DWG. 3 TO BE IN DIMENSION UNITS AS ILLUSTRATED ON THIS DWG. OR THEY WILL BE REJECTED (IMPERIAL & METRIC BOTH SHOWN IS ACCEPTABLE)

- HATCH IDENTIFICATION MARKER LEGEND**
- VISION GLAZING (DOUBLE INSUL. UNIT)
 - VISION GLAZING (SINGLE PANEL) (W/ VINYL FILM APPLICATION ON #2 SURFACE)
 - SPANDREL GLAZING W/ INSUL. METAL BACKPAN (COLOUR BLACK - TO BE SELECTED BY ARCHITECT)
 - PRE-FINISHED HORIZ. WOOD SIDING (COLOUR TO BE SELECTED BY ARCHITECT)
 - HORIZONTAL METAL SIDING (COLOUR TO BE SELECTED BY ARCHITECT)
 - PRE-FINISHED HORIZ. SOLID/COMPOSITE PANEL (COLOUR BLACK - TO BE SELECTED BY ARCHITECT)
 - PRE-FINISHED HORIZ. STANDING SEAM METAL ROOFING (COLOUR TO BE SELECTED BY ARCHITECT)
 - CEMENTITIOUS PANEL (COLOUR TO BE SELECTED BY ARCHITECT)



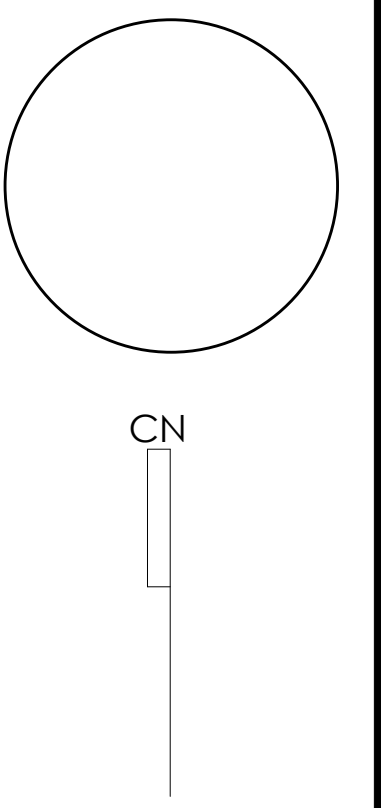
Revision Schedule		
No.	Date	Particular
1	2017.10.11	ISSUE FOR BUILDING PERMIT & TENDER
2	2017.08.22	ISSUE FOR CLIENT REVIEW
3	2017.10.06	ISSUE FOR CLIENT REVIEW
4	2017.10.12	ISSUE FOR TENDER



Client:
THE TOWNSHIP OF McNAB /
BRAESIDE
Project:
21688
McNAB / BRAESIDE TOWN CENTRE

McNab / Braeside
ONTARIO

VG ARCHITECTS
THE VENTIN GROUP LTD



A3.1