

ISSUED FOR PERMIT

OCT 6, 2017



ARCHITECTURAL DRAWINGS

HOBIN ARCHITECTURE

- A0.01 CODE MATRIX
- D1.01 BASEMENT / FOUNDATION DEMOLITION
- D1.02 GROUND FLOOR DEMOLITION
- D1.03 ROOF PLAN DEMOLITION
- D1.04 GROUND FLOOR CEILING DEMOLITION
- A1.00 SITEPLAN
- A1.01 STANDARD NOTES & WALL ASSEMBLIES
- A2.01 RENOVATION - BASEMENT / FOUNDATION
- A2.02 RENOVATION - GROUND FLOOR
- A2.03 RENOVATION - ROOF PLAN
- A2.04 RENOVATION - GROUND FLOOR REFLECTED CEILING
- A2.05 INFORMATION - BASEMENT / FOUNDATION PLAN
- A2.06 INFORMATION - GROUND FLOOR PLAN
- A3.01 RENOVATION ELEVATIONS - SOUTH / WEST
- A3.02 RENOVATION ELEVATIONS - NORTH / EAST
- A3.03 INFORMATION - ELEVATIONS - SOUTH / WEST
- A3.04 INFORMATION - ELEVATIONS - NORTH / EAST
- A4.01 RENOVATION - BUILDING SECTIONS
- A8.01 RENOVATION - GROUND FLOOR FINISHES PLAN
- A8.02 RENOVATION - INTERIOR ELEVATIONS/MILLWORK
- A8.03 RENOVATION - INTERIOR ELEVATIONS / MILLWORK
- A8.04 RENOVATION - INTERIOR ELEVATIONS / MILLWORK
- A8.05 RENOVATION - INTERIOR ELEVATIONS / MILLWORK

STRUCTURAL DRAWINGS

CUNLIFFE & ASSOCIATES

- S01 GENERAL NOTES
- S02 TYPICAL DETAILS
- SD1 BASEMENT DEMO PLAN
- SD2 GROUND FLOOR DEMO PLAN
- SD3 ROOF DEMO PLAN
- SN1 BASEMENT PLAN - NEW WORK
- SN2 GROUND FLOOR PLAN - NEW WORK
- SN3 ROOF PLAN - NEW WORK

- S200 BUILDING ELEVATIONS
- S201 BUILDING ELEVATIONS

- S300 SECTIONS & DETAILS
- S301 SECTIONS & DETAILS

MECHANICAL DRAWINGS

BEKOLAY & ASSOCIATES

- M1 DEMOLITION - GROUND FLOOR HVAC
- M2 HVAC MODIFICATIONS
- M3 BASEMENT & GROUND FLOOR PLUMBING DEMOLITION
- M4 BASEMENT & GROUND FLOOR PLUMBING MODIFICATIONS

ELECTRICAL DRAWINGS

BEKOLAY & ASSOCIATES

- E1 ELECTRICAL SITEPLAN
- E2 BASEMENT PART PLANS, DEMOLITION, POWER & LIGHTING
- E3 GROUND FLOOR POWER & LIGHTING DEMOLITION PLAN
- E4 PROPOSED GROUND FLOOR POWER & SYSTEMS PLAN
- E5 PROPOSED GROUND FLOOR LIGHTING PLAN
- E6 PANEL SCHEDULES, SINGLE LINE DIAGRAM
- E7 LEGENDS, LIGHTING, SCHEDULES & SPECIFICATIONS

Hobin Architecture Incorporated
63 Pamela Street
Ottawa, Ontario
Canada K1S 3K7
T: 613-238-7200
F: 613-235-2005
E: mail@hobinarc.com
hobinarc.com

NAME OF PROJECT: BOYS AND GIRLS CLUB PRINCE OF WALES CLUBHOUSE
PHASE I - RENOVATION OF EXISTING BUILDING

LOCATION: 1463 PRINCE OF WALES DRIVE AT NESBITT PLACE

ONTARIO BUILDING CODE MATRIX				PART 3	PART 4																																																							
1	PROJECT DESCRIPTION	<input type="checkbox"/> NEW <input type="checkbox"/> ADDITION <input checked="" type="checkbox"/> ALTERATION <input type="checkbox"/> CHANGE OF USE <input checked="" type="checkbox"/> PART 3 <input type="checkbox"/> PART 4 <input type="checkbox"/> PART II		2.1.1 4.10.1.3	2.1.1 4.10.1.3																																																							
2	MAJOR OCCUPANCY(S)	GROUP A-2 (COMMUNITY CENTRE)		3.1.2.1(i)	4.10.2																																																							
3	AREA (m ²)	BUILDING AREA: EXISTING= 751.5 sqm NEW= 0 sqm TOTAL= 751.5 sqm	GROSS AREA (obc): EXISTING= 950.5 sqm NEW= 0 sqm TOTAL= 950.5 sqm	1.1.3.2	1.1.3.2																																																							
4	NUMBER OF STOREYS	ABOVE GRADE: 1 storeys	BELOW GRADE: 1 storey	3.2.1.1 & 1.1.3.2	2.1.1.3																																																							
5	HEIGHT OF BUILDING (m)	MAX PARAPET HEIGHT: 8.6m (EXC. TOWER)			2.1.1.3																																																							
6	NUMBER OF STREETS/ ACCESS ROUTES	THO STREETS: PRINCE OF WALES (WEST), NESBITT		3.2.2.10 & 3.2.5.5																																																								
7	BLDG CLASSIFICATION	3.2.2.25 Group A, Div 2, up to 2 stories		3.2.2.20-23	4.10.4																																																							
8	SPRINKLER SYSTEM PROPOSED	<input type="checkbox"/> ENTIRE BLDG <input type="checkbox"/> IN LIEU OF ROOF RATING <input type="checkbox"/> BASEMENT ONLY <input checked="" type="checkbox"/> NOT REQUIRED		3.2.1.5 3.2.2.17	4.10.8																																																							
9	STANDPIPE REQUIRED	<input type="checkbox"/> YES <input type="checkbox"/> NO		3.2.4																																																								
10	FIRE ALARM REQ'D	<input checked="" type="checkbox"/> YES <input type="checkbox"/> NO		3.2.4	4.10.17.2																																																							
11	WATER SERVICE/ SUPPLY IS ADEQUATE	<input checked="" type="checkbox"/> YES <input type="checkbox"/> NO																																																										
12	HIGH BUILDING	<input type="checkbox"/> YES <input checked="" type="checkbox"/> NO		3.2.6																																																								
13	CONSTRUCTION TYPE	PERMITTED CONSTR. <input type="checkbox"/> COMBUSTIBLE <input type="checkbox"/> NON-COMBUSTIBLE <input checked="" type="checkbox"/> BOTH	ACTUAL CONSTR. <input type="checkbox"/> COMBUSTIBLE <input checked="" type="checkbox"/> NON-COMBUSTIBLE <input type="checkbox"/> BOTH	3.2.2.20-23	4.10.6																																																							
14	MEZZANINE(S) AREA (m ²)			3.2.1.1(3-8)	4.10.4.1																																																							
15	OCCUPANT LOAD	BASED ON: <input type="checkbox"/> m ² /PERSON <input checked="" type="checkbox"/> DESIGN OF BUILDING		3.1.1.6	4.4.1.3																																																							
		BASEMENT: 1ST FLOOR: TOTAL:	1 person 8 persons 9 persons			NOTE: THIS IS AN INTERIM OCCUPANCY LOAD BASED ON NEW FLOORING COUNT IN THE RENOVATED PORTION OF THE BUILDING. FULL OCCUPANCY WILL BE 302 PERSONS BASED ON DESIGN																																																						
16	BARRIER-FREE DESIGN	<input checked="" type="checkbox"/> YES <input type="checkbox"/> NO (EXPLAIN)		3.8	4.5.2																																																							
17	HAZARDOUS SUBSTANCES	<input type="checkbox"/> YES <input checked="" type="checkbox"/> NO		3.3.1.2(i) & 3.3.1.19(i)	4.10.1.3																																																							
18	REQUIRED FIRE RESISTANCE RATING (FRR)	HORIZONTAL ASSEMBLIES	LISTED DESIGN NO. OR DESCRIPTION (59-2)	3.2.2.20-23 3.2.1.4	4.10.8 4.10.4																																																							
		FLOORS: ROOF: MEZZANINE:	.75 HRS 0 HRS .75 HRS			BMS 42/43 10-T-42 NO FRR REQUIRED NOT APPLICABLE																																																						
19	SPATIAL SEPARATION -- CONSTRUCTION OF EXTERIOR WALLS	SUPPORTING MEMBERS		LISTED DESIGN NO. OR DESCRIPTION (59-2)																																																								
		FLOORS: ROOF: MEZZANINE:	.75 HRS 0 HRS .75 HRS	BMS 42/43 10-T-42 NO FRR REQUIRED NOT APPLICABLE																																																								
<table border="1" style="width: 100%; border-collapse: collapse; font-size: 8px;"> <thead> <tr> <th>WALL</th> <th>AREA OF EWF (m²)</th> <th>L.D. (m)</th> <th>L/H OR H/L</th> <th>PERMITTED OR H/L</th> <th>PROPOSED OR H/L</th> <th>FRR (HOURS)</th> <th>LISTED DESIGN OR DESCRIPTION</th> <th>CONTR. CONTROL</th> <th>CONTR. CONTROL</th> <th>NON- CONTR.</th> </tr> </thead> <tbody> <tr> <td>NORTH</td> <td>204 sqm</td> <td>16.4m</td> <td>no</td> <td>100%</td> <td>100%</td> <td></td> <td></td> <td>NO</td> <td>NO</td> <td>YES</td> </tr> <tr> <td>SOUTH</td> <td>204 sqm</td> <td>17.5m</td> <td>no</td> <td>100%</td> <td>100%</td> <td></td> <td></td> <td>NO</td> <td>NO</td> <td>YES</td> </tr> <tr> <td>EAST</td> <td>178 sqm</td> <td>10.7m</td> <td>3:1-10:1</td> <td>50%</td> <td>75%</td> <td></td> <td></td> <td>NO</td> <td>NO</td> <td>YES</td> </tr> <tr> <td>WEST</td> <td>178 sqm</td> <td>10.0m</td> <td>no</td> <td>100%</td> <td>100%</td> <td></td> <td></td> <td>NO</td> <td>NO</td> <td>YES</td> </tr> </tbody> </table>						WALL	AREA OF EWF (m ²)	L.D. (m)	L/H OR H/L	PERMITTED OR H/L	PROPOSED OR H/L	FRR (HOURS)	LISTED DESIGN OR DESCRIPTION	CONTR. CONTROL	CONTR. CONTROL	NON- CONTR.	NORTH	204 sqm	16.4m	no	100%	100%			NO	NO	YES	SOUTH	204 sqm	17.5m	no	100%	100%			NO	NO	YES	EAST	178 sqm	10.7m	3:1-10:1	50%	75%			NO	NO	YES	WEST	178 sqm	10.0m	no	100%	100%			NO	NO	YES
WALL	AREA OF EWF (m ²)	L.D. (m)	L/H OR H/L	PERMITTED OR H/L	PROPOSED OR H/L	FRR (HOURS)	LISTED DESIGN OR DESCRIPTION	CONTR. CONTROL	CONTR. CONTROL	NON- CONTR.																																																		
NORTH	204 sqm	16.4m	no	100%	100%			NO	NO	YES																																																		
SOUTH	204 sqm	17.5m	no	100%	100%			NO	NO	YES																																																		
EAST	178 sqm	10.7m	3:1-10:1	50%	75%			NO	NO	YES																																																		
WEST	178 sqm	10.0m	no	100%	100%			NO	NO	YES																																																		

ONTARIO BUILDING CODE MATRIX				OBC REFERENCE	
PART II - RENOVATION OF EXISTING BUILDING					
11.1	EXISTING BUILDING CLASSIFICATION:	DESCRIBE EXISTING USE: _____ CONSTRUCTION INDEX: _____ HAZARD INDEX: _____ <input checked="" type="checkbox"/> NOT APPLICABLE (NO CHANGE OF MAJOR OCCUPANCY)		11.2.1 11.2.1.1A 11.2.1.1B to N	
11.2	ALTERATION TO EXISTING BUILDING IS:	BASIC RENOVATION <input checked="" type="checkbox"/> EXTENSIVE RENOVATION <input type="checkbox"/>		11.3.3.1 11.3.3.2	
11.3	REDUCTION IN PERFORMANCE LEVEL:	STRUCTURAL: NO <input checked="" type="checkbox"/> YES <input type="checkbox"/> BY INCREASE IN OCCUPANT LOAD: NO <input checked="" type="checkbox"/> YES <input type="checkbox"/> BY CHANGE IN MAJOR OCCUPANCY: NO <input checked="" type="checkbox"/> YES <input type="checkbox"/> PLUMBING: NO <input checked="" type="checkbox"/> YES <input type="checkbox"/> SEWAGE - SYSTEM: NO <input checked="" type="checkbox"/> YES <input type="checkbox"/>		11.4.2 11.4.2.1 11.4.2.3 11.4.2.4 11.4.2.5 11.4.2.6	
11.4	COMPENSATING CONSTRUCTION:	STRUCTURAL: NO <input checked="" type="checkbox"/> YES <input type="checkbox"/> (EXPLAIN)		11.4.3	
		BY INCREASE IN OCCUPANT LOAD: NO <input checked="" type="checkbox"/> YES <input type="checkbox"/> (EXPLAIN)		11.4.3.2	
		BY CHANGE IN MAJOR OCCUPANCY: NO <input checked="" type="checkbox"/> YES <input type="checkbox"/> (EXPLAIN)		11.4.3.3	
		PLUMBING: NO <input checked="" type="checkbox"/> YES <input type="checkbox"/> (EXPLAIN)		11.4.3.4	
		SEWAGE - SYSTEM: NO <input checked="" type="checkbox"/> YES <input type="checkbox"/> (EXPLAIN)		11.4.3.5	
				11.4.3.6	
11.5	COMPLIANCE ALTERNATIVES PROPOSED:	<input checked="" type="checkbox"/> NO <input type="checkbox"/> YES (GIVE NUMBER(S)) _____		11.5.1	
11.6	ALTERNATIVE MEASURES PROPOSED:	<input checked="" type="checkbox"/> NO <input type="checkbox"/> YES (EXPLAIN) _____		11.5.2	

Boys & Girls Clubs of Canada
Clubs Garçons et Filles du Canada

1	OCT 6, 2017	ISSUED FOR PERMIT
no.	date	revision

It is the responsibility of the appropriate contractor to check and verify all dimensions on site and report all errors and/or omissions to the architect.

All contractors must comply with all pertinent codes and by-laws.

Do not scale drawings.

This drawing may not be used for construction until signed.

Copyright reserved.

Hobin Architecture Incorporated
63 Pamela Street
Ottawa, Ontario
Canada K1S 3K7
T: 613-238-7200
F: 613-235-2005
E: mail@hobinarc.com
hobinarc.com

PROJECT/LOCATION:
BOYS & GIRLS CLUB PRINCE OF WALES
1463 PRINCE OF WALES DR

DRAWING TITLE:
PHASE 1 RENOVATION DRAWING LIST CODE MATRIX

DRAWN BY: DV	DATE: OCTOBER 2017	SCALE: NTS
PROJECT: 1716		DRAWING NO.:
		A0.01
		REVISION NO.:



Boys & Girls Clubs of Canada
Clubs Garçons et Filles du Canada

FLOOR PLAN LEGEND - DEMOLITION:

- INDICATES PORTION OF EXISTING BUILDING WHICH IS OUTSIDE THE WORK AREA OF THIS CONTRACT UNLESS NOTED OTHERWISE.
- INDICATES AREA OF FUTURE ADDITION (PROJECT PHASE 2)
- INDICATES AREA OF EXISTING ROOF INCLUDING DECK AND STEEL JOISTS TO BE REMOVED.
- INDICATES AREA OF EXISTING FOUNDATION WALL & FLOOR SLAB TO BE REMOVED.
- DEMOLITION NOTE
- ROOM NAME**
 DOOR NUMBER. REFER TO DOOR SCHEDULE SECTION 08000
- INDICATES EXISTING ROOM NUMBER. SEE ALSO SCOPE OF WORK FORMS IN SPECIFICATION SECTION 05000
- INDICATES WALL TO BE DEMOLISHED.
- INDICATES EXISTING WALL TO REMAIN
- EXISTING DOOR TO BE DEMOLISHED. REFER TO DOOR SCHEDULE.
- EXISTING DOOR TO REMAIN. REFER TO DOOR SCHEDULE.

FLOOR PLAN DEMOLITION NOTES:

- (01) REMOVE EXISTING DOOR AND FRAME.
- (02) REMOVE EXISTING DOOR, RETAIN FRAME. REFER TO DOOR SCHEDULE SECTION 08000.
- (03) REMOVE EXISTING WALL.
- (04) REMOVE EXISTING FLOORING AND BASE.
- (05) REMOVE EXISTING EXTERIOR WINDOW *RETAIN FOR PARTS
- (06) REMOVE EXISTING PLUMBING FIXTURE(S) REFER TO MECH.L DWGS.
- (07) REMOVE EXISTING MILLWORK
- (08) EXISTING FLOORING TO REMAIN.
- (09) REMOVE EXISTING ELECTRICAL PANEL; REFER TO DIV. 16
- (10) REMOVE EXISTING APPLIANCES.
- (11) REMOVE EXISTING MECH.L UNIT, REFER TO MECH.L DWGS.
- (12) REMOVE EXISTING METAL FLASHINGS FOR FUTURE MEMBRANE TIE-INS

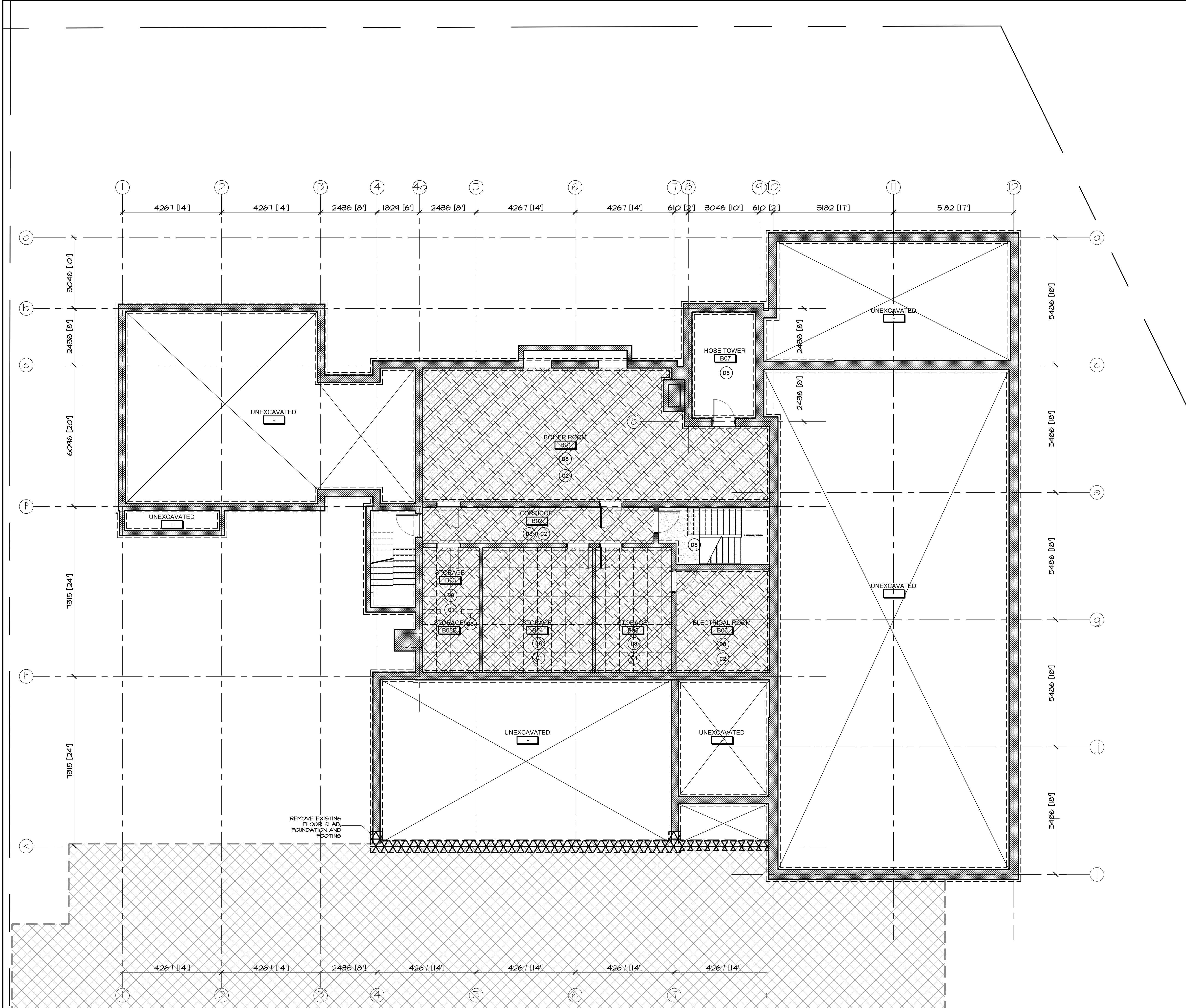
REFLECTED CEILING PLAN LEGEND - DEMOLITION:

- INDICATES PORTION OF EXISTING BUILDING WHICH IS OUTSIDE THE WORK AREA OF THIS CONTRACT UNLESS NOTED OTHERWISE.
- INDICATES GYP. BOARD / PLASTER CEILING & BULKHEADS WHICH ARE TO BE REFURBISHED. PATCH AND REPAIR DAMAGED SURFACES AND MAKE GOOD TO RECEIVE NEW PAINT FINISH.
- INDICATES PLASTER CEILING w/ OR w/o STIPPLED FINISH TO BE REMOVED
- INDICATES AREA WHERE EXISTING SUSPENDED CEILING SYSTEM IS TO BE COMPLETELY REMOVED
- INDICATES LOCATION OF EXISTING LIGHTING FIXTURE TO REMAIN (REFER TO ELECTRICAL DRAWINGS)
- INDICATES LOCATION OF EXIST. LIGHT FIXTURE TO BE DEMOLISHED (REFER TO ELECTRICAL DRAWINGS)

ROOM NAME
 INDICATES EXISTING ROOM NUMBER. SEE ALSO SCOPE OF WORK FORMS IN SPECIFICATION SECTION 05000

CEILING PLAN DEMOLITION NOTES:

- (01) DEMOLISH AND REMOVE EXISTING SUSPENDED CEILING GRID AND TILE SYSTEM WITHIN AREA INDICATED. REFER TO DIVISION 15 & 16 DRAWINGS FOR REMOVAL OF EXISTING LIGHTING, ELECTRICAL SERVICES, AND MECHANICAL SERVICES.
- (02) DEMOLISH AND REMOVE EXISTING SUSPENDED PLASTER CEILING. REFER TO MECH.L AND ELEC.L DRAWINGS FOR REMOVAL OF LIGHTING, ELECTRICAL AND MECHANICAL SERVICES.
- (03) REFURBISH EXISTING PLASTER CEILING. PATCH AND REPAIR DAMAGED SURFACES AND MAKE GOOD TO RECEIVE NEW PAINT FINISH. REMOVE EXISTING LIGHTING FIXTURES AND MECHANICAL EQUIPMENT AS PER DIVISION 15 & 16 DRAWINGS AND SPECS
- (04) EXISTING CEILING TO REMAIN AS IS.



2	OCT 6, 2017	ISSUED FOR BUILDING PERMIT PHASE 1
1	MAY 3, 2017	ISSUED FOR REVIEW
no.	date	revision

It is the responsibility of the appropriate contractor to check and verify all dimensions on site and report all errors and/or omissions to the architect.

All contractors must comply with all pertinent codes and by-laws.

Do not scale drawings.

This drawing may not be used for construction until signed.

Copyright reserved.



Hobin Architecture Incorporated
 63 Parnilla Street
 Ottawa, Ontario
 Canada K1S 3K7
 T: 613-238-7200
 F: 613-235-2005
 E: mail@hobinarc.com
 hobinarc.com

PROJECT/LOCATION:
 BOYS & GIRLS CLUB
 PRINCE OF WALES
 1463 PRINCE OF WALES DR



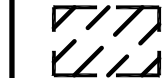









DRAWING TITLE:
 BASEMENT / FOUNDATION
 DEMOLITION

DRAWN BY: DV	DATE: MARCH 2017	SCALE: 1:75
PROJECT: 1716		DRAWING NO.: D1.01
		REVISION NO.:



Boys & Girls Clubs of Canada
Clubs Garçons et Filles du Canada

FLOOR PLAN LEGEND - DEMOLITION:

-  INDICATES PORTION OF EXISTING BUILDING WHICH IS OUTSIDE THE WORK AREA OF THIS CONTRACT UNLESS NOTED OTHERWISE.
-  INDICATES AREA OF FUTURE ADDITION (PROJECT PHASE 2)
-  INDICATES AREA OF EXISTING ROOF INCLUDING DECK AND STEEL JOISTS TO BE REMOVED
-  INDICATES AREA OF EXISTING FOUNDATION WALL & FLOOR SLAB TO BE REMOVED
-  DEMOLITION NOTE
-  ROOM NAME
-  DOOR NUMBER. REFER TO DOOR SCHEDULE SECTION 08000
-  INDICATES EXISTING ROOM NUMBER. SEE ALSO SCOPE OF WORK FORMS IN SPECIFICATION SECTION 05500
-  INDICATES EXISTING WALL TO BE DEMOLISHED
-  INDICATES EXISTING WALL TO REMAIN
-  EXISTING DOOR TO BE DEMOLISHED. REFER TO DOOR SCHEDULE.
-  EXISTING DOOR TO REMAIN. REFER TO DOOR SCHEDULE.

FLOOR PLAN DEMOLITION NOTES:

- (D1) REMOVE EXISTING DOOR AND FRAME.
- (D2) REMOVE EXISTING DOOR, RETAIN FRAME. REFER TO DOOR SCHEDULE SECTION 08000.
- (D3) REMOVE EXISTING WALL
- (D4) REMOVE EXISTING FLOORING AND BASE.
- (D5) REMOVE EXISTING EXTERIOR WINDOW *RETAIN FOR PARTS
- (D6) REMOVE EXISTING PLUMBING FIXTURE(S) REFER TO MECH.L DWGS.
- (D7) REMOVE EXISTING MILLWORK
- (D8) EXISTING FLOORING TO REMAIN.
- (D9) REMOVE EXISTING ELECTRICAL PANEL; REFER TO DIV. 16
- (D10) REMOVE EXISTING APPLIANCES.
- (D11) REMOVE EXISTING MECH.L UNIT; REFER TO MECH.L DWGS.
- (D12) REMOVE EXISTING METAL FLASHINGS FOR FUTURE MEMBRANE TIE-INS

no.	date	revision
2	OCT 6, 2017	ISSUED FOR BUILDING PERMIT PHASE 1
1	MAY 3, 2017	ISSUED FOR REVIEW

It is the responsibility of the appropriate contractor to check and verify all dimensions on site and report all errors and/or omissions to the architect.

All contractors must comply with all pertinent codes and by-laws.

Do not scale drawings.

This drawing may not be used for construction until signed.

Copyright reserved.

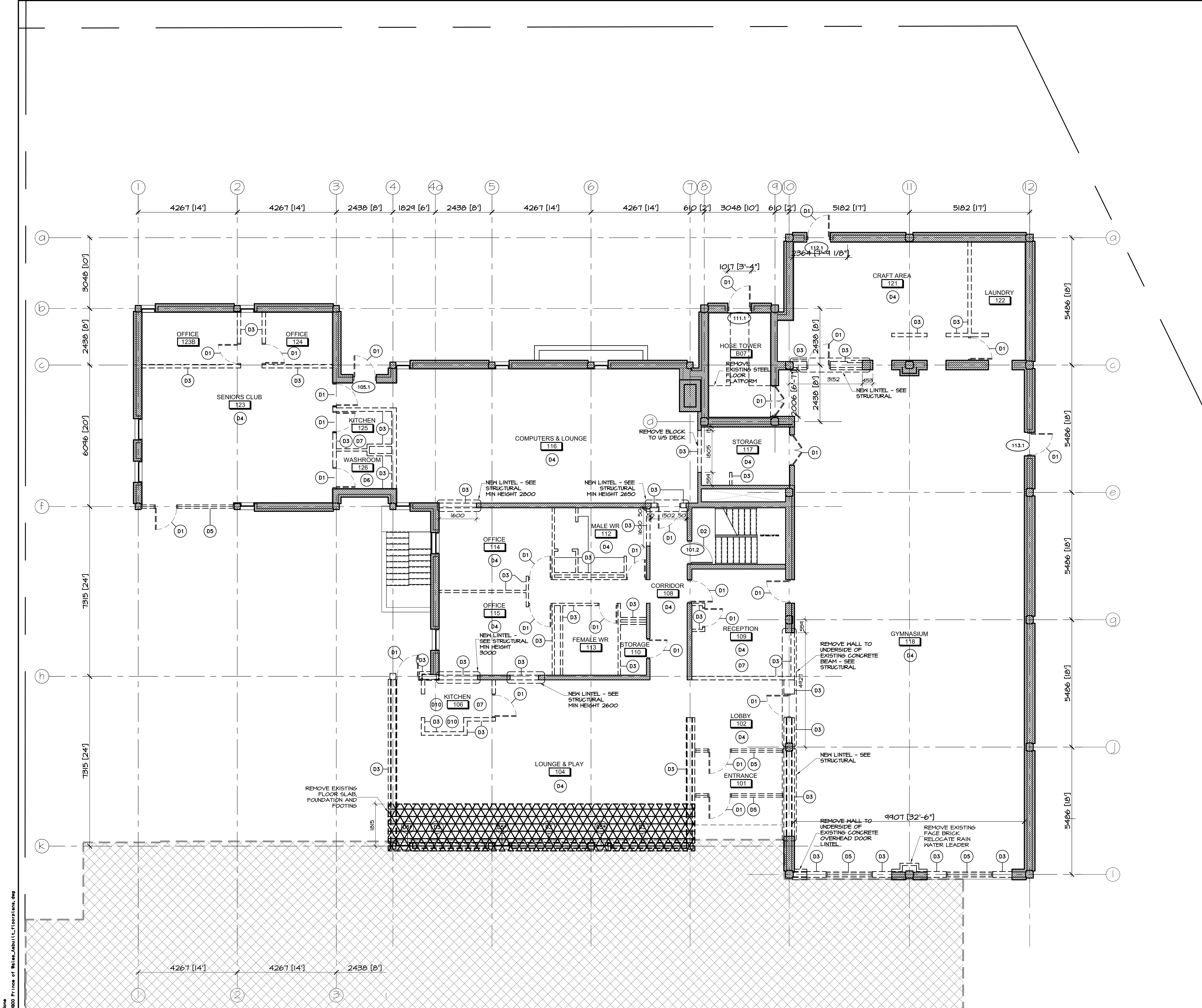
Hobin Architecture
Incorporated
63 Parnilla Street
Ottawa, Ontario
Canada K1S 3K7
T: 613-238-7200
F: 613-235-2005
E: mail@hobinarc.com
hobinarc.com



PROJECT/LOCATION:
**BOYS & GIRLS CLUB
PRINCE OF WALES**
1463 PRINCE OF WALES DR

DRAWING TITLE:
**GROUND FLOOR
DEMOLITION**

DRAWN BY: DV	DATE: MARCH 2017	SCALE: 1:75
PROJECT: 1716		DRAWING NO.:
		D1.02
		REVISION NO.:



None 0800 Pl.nos of Rel.ee.Ashu1.L1_Cooper1.nos.dwg



Boys & Girls Clubs of Canada
Clubs Garçons et Filles du Canada



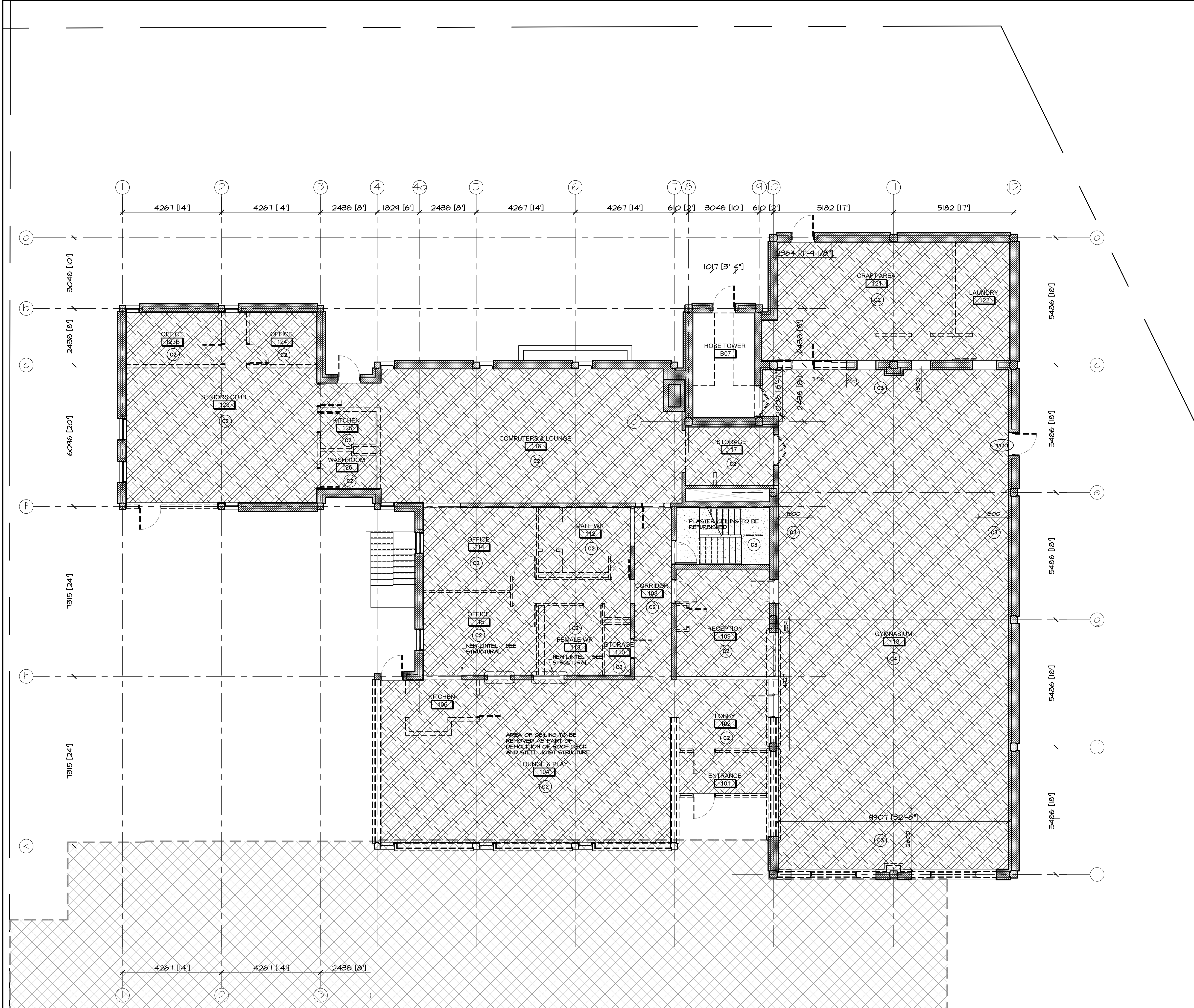
ARCHITECT
J. HOBIN
LICENCE
3049

REFLECTED CEILING PLAN LEGEND DEMOLITION:

- INDICATES PORTION OF EXISTING BUILDING WHICH IS OUTSIDE THE WORK AREA OF THIS CONTRACT UNLESS NOTED OTHERWISE.
- INDICATES GYP. BOARD / PLASTER CEILING & BULKHEADS WHICH ARE TO BE REFURBISHED. PATCH AND REPAIR DAMAGED SURFACES AND MAKE GOOD TO RECEIVE NEW PAINT FINISH.
- INDICATES PLASTER CEILING w/ OR w/o STIPPLED FINISH TO BE REMOVED.
- INDICATES AREA WHERE EXISTING SUSPENDED CEILING SYSTEM IS TO BE COMPLETELY REMOVED.
- INDICATES LOCATION OF EXISTING LIGHTING FIXTURE TO REMAIN (REFER TO ELECTRICAL DRAWINGS)
- INDICATES LOCATION OF EXIST. LIGHT FIXTURE TO BE DEMOLISHED (REFER TO ELECTRICAL DRAWINGS)
- ROOM NAME** INDICATES EXISTING ROOM NUMBER. SEE ALSO SCOPE OF WORK FORMS IN SPECIFICATION SECTION 05050.

CEILING PLAN DEMOLITION NOTES:

- DEMOLISH AND REMOVE EXISTING SUSPENDED CEILING GRID AND TILE SYSTEM WITHIN AREA INDICATED. REFER TO DIVISION 15 & 16 DRAWINGS FOR REMOVAL OF EXISTING LIGHTING, ELECTRICAL SERVICES, AND MECHANICAL SERVICES.
- DEMOLISH AND REMOVE EXISTING SUSPENDED PLASTER CEILING. REFER TO MECH. AND ELEC. DRAWINGS FOR REMOVAL OF LIGHTING, ELECTRICAL AND MECHANICAL SERVICES.
- REFURBISH EXISTING PLASTER CEILING. PATCH AND REPAIR DAMAGED SURFACES AND MAKE GOOD TO RECEIVE NEW PAINT FINISH. REMOVE EXISTING LIGHTING FIXTURES AND MECHANICAL EQUIPMENT AS PER DIVISION 15 & 16 DRAWINGS AND SPECS.
- EXISTING CEILING TO REMAIN AS IS.



no.	date	revision
2	OCT 6, 2017	ISSUED FOR BUILDING PERMIT PHASE 1
1	MAY 3, 2017	ISSUED FOR REVIEW

It is the responsibility of the appropriate contractor to check and verify all dimensions on site and report all errors and/or omissions to the architect.

All contractors must comply with all pertinent codes and by-laws.

Do not scale drawings.

This drawing may not be used for construction until signed.

Copyright reserved.

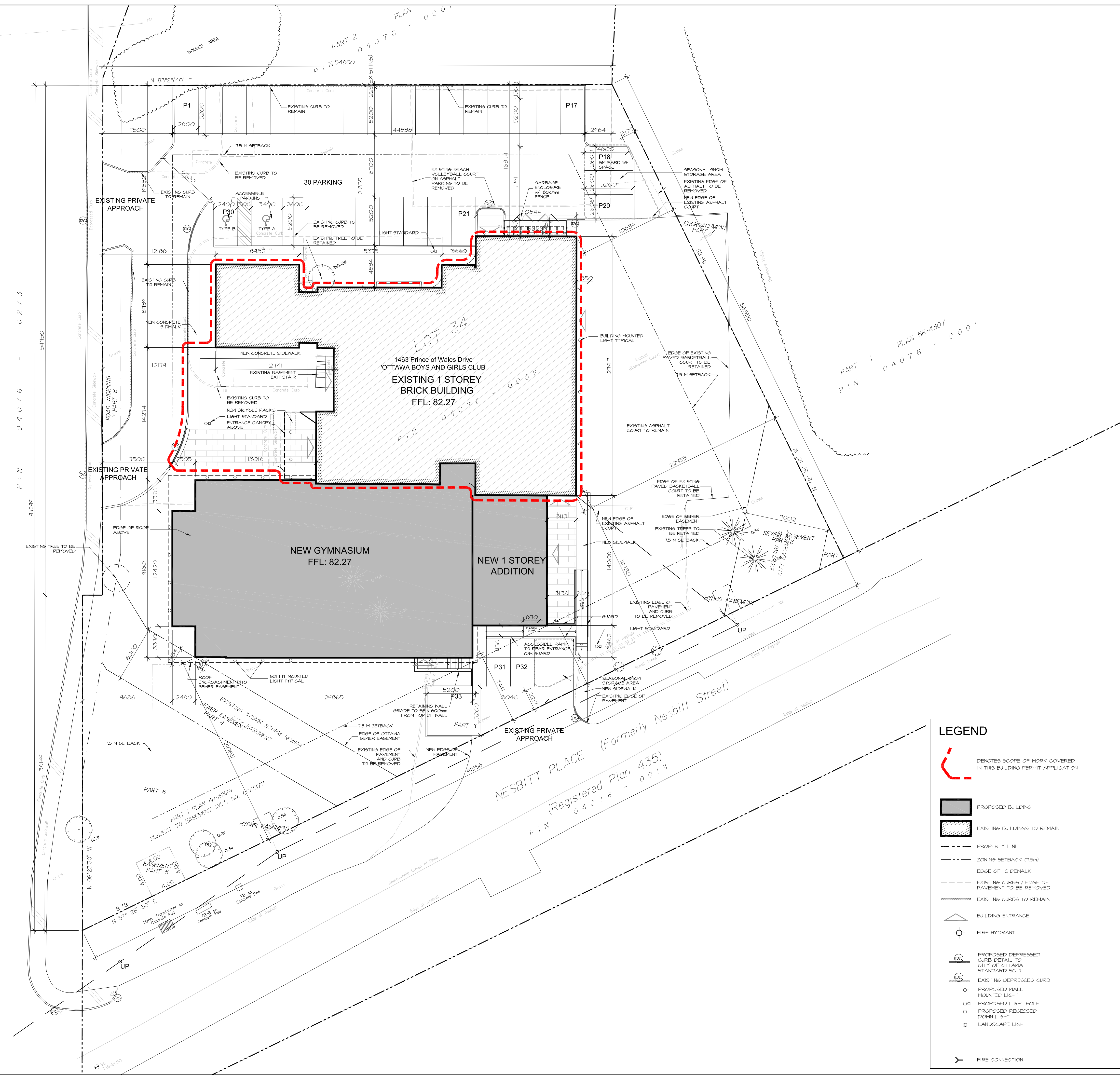
Hobin Architecture Incorporated
63 Parnilla Street
Ottawa, Ontario
Canada K1S 3K7
T: 613-238-7200
F: 613-235-2005
E: mail@hobinarc.com
hobinarc.com

PROJECT/LOCATION:
BOYS & GIRLS CLUB
PRINCE OF WALES
1463 PRINCE OF WALES DR

DRAWING TITLE:
GROUND FLOOR
CEILING DEMOLITION

DRAWN BY: DV	DATE: MARCH 2017	SCALE: 1:75
PROJECT: 1716		DRAWING NO.: D1.04
		REVISION NO.:

PRINCE OF WALES DRIVE AS WIDENED BY INST. NPA0749 (P-159)
REGIONAL ROAD 73 (FORMERLY HIGHWAY 16)



Owner
BOYS & GIRLS CLUBS OF OTTAWA
2825 Dumaier Avenue, Ottawa, Ontario
Attn: Colleen Mooney

Architect/Agent
HOBIN ARCHITECTURE INC.
63 Pamilla Street, Ottawa, Ontario
Attn: Doug van den Ham

Geotechnical
HOULE CHEVRIER ENGINEERING
32 Steacie Drive, Ottawa, Ontario
Attn: Luc Bouchard

Landscape
LEVSTEK CONSULTANTS INC.
5871 Hugh Crescent, Ottawa, Ontario
Attn: Rudy Levstek

Civil
D.B. GRAY ENGINEERING
700 Long Point Circle, Ottawa, Ontario
Attn: Doug Gray

Structural
CUNLIFFE & ASSOCIATES ENGINEERING
1737 Woodward Drive, Suite 102, Ottawa, Ontario
Attn: Rick Cunliffe

Mechanical/Electrical
BEKOLAY & ASSOCIATES LTD.
200 - 1827 Woodward Drive, Ottawa, Ontario
Attn: John Bekolay

Surveyor
ANNIS, O'SULLIVAN, VOLLEBEKK LTD.
14 Concourse Gate, Suite 500, Nepean, Ontario
Attn: Andre Roy

LEGAL DESCRIPTION:
PART OF LOT 34, CONCESSION B (RIDEAU FRONT)
GEOGRAPHIC TOWNSHIP OF NEPEAN, CITY OF OTTAWA

CIVIL ADDRESS:
1463 PRINCE OF WALES DRIVE

ZONING NOTES:
OFFICIAL PLAN DESIGNATION: GENERAL URBAN AREA
ZONING - L1 - COMMUNITY LEISURE FACILITY ZONE
ABUTTING:
NORTH EAST - O/H(327)
SOUTH (NESSBITT) - R1GG
WEST (PRINCE OF WALES) - GM15
SCHEDULE 1A: AREA C (SUBURBAN)

PROJECT STATISTICS

SITE AREA:	REQUIRED	PROVIDED
MIN LOT WIDTH:	No Min.	50.75 m ²
SETBACKS:	6 m	93.06m (irregular)
MAX HEIGHT:	7.5 m	Min 7.5m (west)
	11 m	9.0 m (exc hose tower)
LOT COVERAGE:	Max 40%	28.75%
LANDSCAPE:	NA	48.72%

PARKING:
COMMUNITY CENTER (GFA 492.1m²):
4/100 m² 25
GYM - 1 COURT 4
4/COURT 8
TOTAL: 33 (+10)

LANDSCAPED AREA 15% 27.2

BICYCLE PARKING:
Other Uses
1/1500m² 1 4

BUILDING AREAS

EXISTING CLUBHOUSE

EXISTING FOOTPRINT: 751.5 m²

RENOVATED GROSS FLOOR AREA OF EXISTING BUILDING (ZONING): 492.1 m²

NEW ADDITION

NEW FOOTPRINT: 707.7 m²

NEW GROSS AREA (ZONING): 527.8 m²

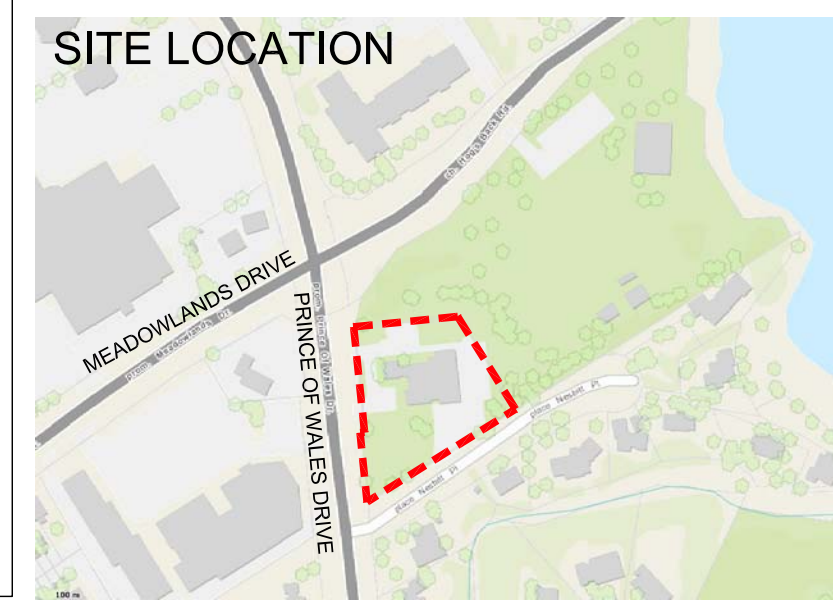
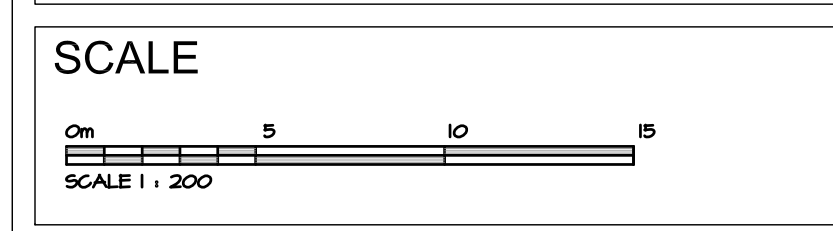
TOTAL AREA OF RENOVATION/ADDITION

TOTAL BUILDING AREA: 1,459.2 m²

TOTAL GROSS AREA (ZONING): 1019.9 m²

LEGEND

- Red dashed line: DENOTES SCOPE OF WORK COVERED IN THIS BUILDING PERMIT APPLICATION
- Grey fill: PROPOSED BUILDING
- White fill: EXISTING BUILDINGS TO REMAIN
- Black line: PROPERTY LINE
- Dashed line: ZONING SETBACK (1.5M)
- Thin black line: EDGE OF SIDEWALK
- Thin black line: EXISTING CURBS / EDGE OF PAVEMENT TO BE REMOVED
- Thin black line: EXISTING CURBS TO REMAIN
- Triangle: BUILDING ENTRANCE
- Circle with cross: FIRE HYDRANT
- Circle with 'D': PROPOSED DEPRESSED CURB DETAIL TO CITY OF OTTAWA STANDARD SC-1
- Circle with 'C': EXISTING DEPRESSED CURB
- Circle with 'O': PROPOSED HALL MOUNTED LIGHT
- Circle with 'O': PROPOSED LIGHT POLE
- Circle with 'O': PROPOSED RECESSED DOWN LIGHT
- Square: LANDSCAPE LIGHT
- Y-shape: FIRE CONNECTION



CLIENT APPROVAL

Signature: _____ Date: _____
Name: Colleen Mooney
Title: Executive Director
Company: Boys and Girls Clubs of Ottawa

no.	date	revision
6	OCT 6, 2017	ISSUED FOR PHASE 1 BUILDING PERMIT
5	JUNE 16, 2017	ISSUED FOR INFORMATION
4	MAY 31, 2017	ISSUED FOR SITEPLAN APPLICATION
3	MAY 26, 2017	ISSUED FOR COORDINATION
2	APRIL 13, 2017	ISSUED FOR COORDINATION
1	FEB 4, 2017	ISSUED FOR PRELIMINARY PRICING

It is the responsibility of the appropriate contractor to check and verify all dimensions on site and report all errors and/or omissions to the architect.

All contractors must comply with all pertinent codes and by-laws.

Do not scale drawings.

This drawing may not be used for construction until signed.

Copyright reserved.



Hobin Architecture Incorporated

63 Pamilla Street
Ottawa, Ontario
Canada K1S 3K7

T: 613-238-7200
F: 613-235-2005
E: mail@hobinarc.com

hobinarc.com

613-238-7200 Fax: 613-235-2005
Email: mail@hobinarc.com

project
**Boys and Girls Club Renovation
Prince of Wales Clubhouse**

drawing title
SITE PLAN

drawn	date	scale
LE	02/04/17	1:200

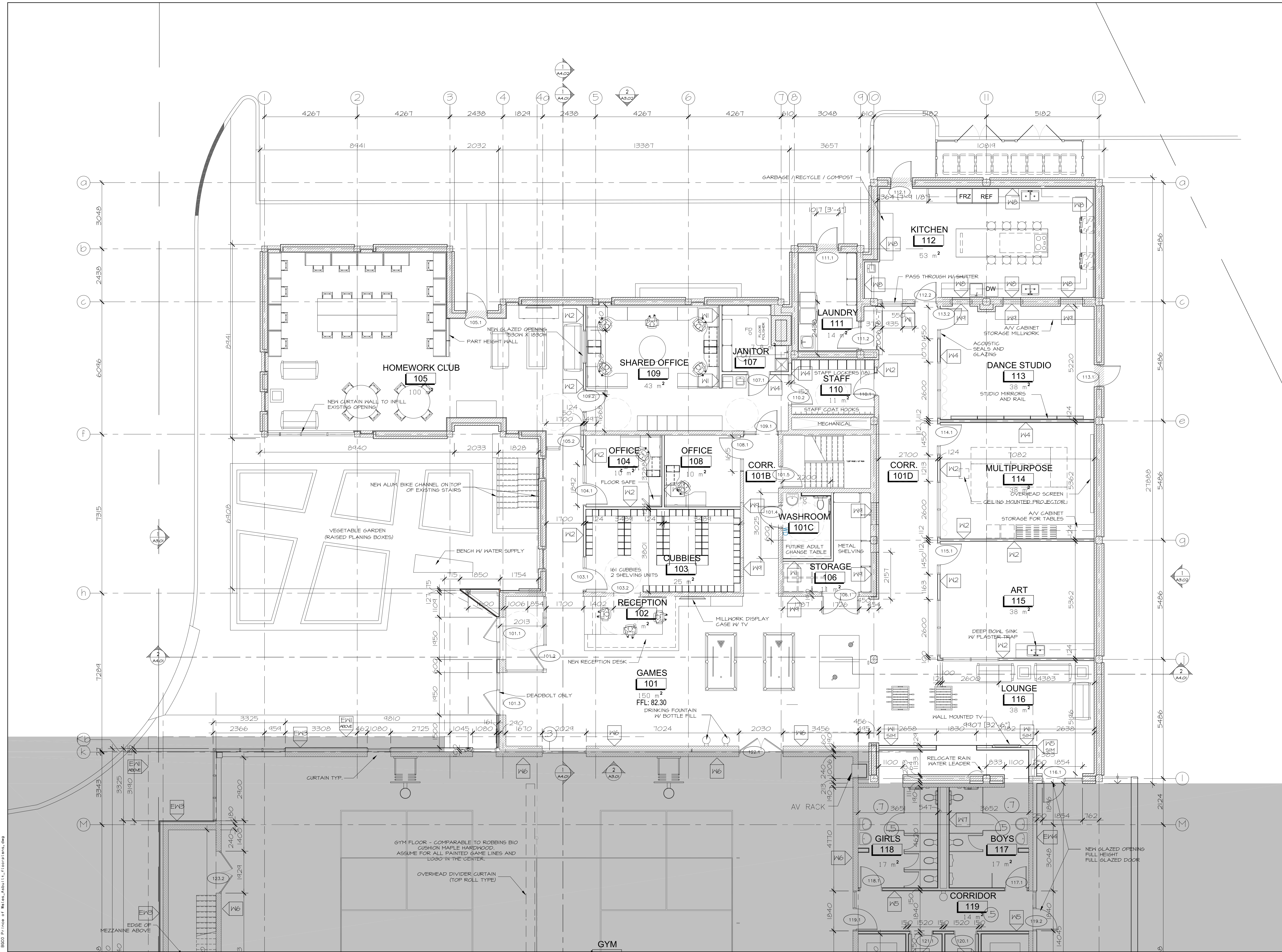
project
0015.36

drawing no.
A1.0

PLOT DATE:



Boys & Girls Clubs of Canada
Clubs Garçons et Filles du Canada



NOT IN THIS PHASE OF CONSTRUCTION

no.	date	revision
4	OCT 6, 2017	ISSUED FOR BUILDING PERMIT PHASE 1
3	JULY 21, 2017	ISSUED FOR CM RFP
3	JUNE 16, 2017	ISSUED FOR INFORMATION
2	MAY 31, 2017	ISSUED FOR SITEPLAN APPLICATION
1	MAY 3, 2017	ISSUED FOR REVIEW

It is the responsibility of the appropriate contractor to check and verify all dimensions on site and report all errors and/or omissions to the architect.

All contractors must comply with all pertinent codes and by-laws.

Do not scale drawings.

This drawing may not be used for construction until signed.

Copyright reserved.



Hobin Architecture Incorporated
63 Pamela Street
Ottawa, Ontario
Canada K1S 3K7
T: 613-238-7200
F: 613-235-2005
E: mail@hobinarc.com
hobinarc.com



PROJECT/LOCATION:
**BOYS & GIRLS CLUB
PRINCE OF WALES**
1463 PRINCE OF WALES DR

DRAWING TITLE:
**RENOVATION
GROUND PLAN**

DRAWN BY: DATE: SCALE:
DV MARCH 2017 1:75

PROJECT:
1716
DRAWING NO. :

A2.02

REVISION NO. :

Notes
B200 Prince of Wales_Archit1111.dwg
11/11/2017 11:11:11



Boys & Girls Clubs of Canada
Clubs Garçons et Filles du Canada

NOT IN THIS PHASE OF CONSTRUCTION

no.	date	revision
4	OCT 6, 2017	ISSUED FOR BUILDING PERMIT PHASE 1
3	JULY 21, 2017	ISSUED FOR CM RFP
2	MAY 31, 2017	ISSUED FOR SITEPLAN APPLICATION
1	MAY 3, 2017	ISSUED FOR REVIEW

It is the responsibility of the appropriate contractor to check and verify all dimensions on site and report all errors and/or omissions to the architect.

All contractors must comply with all pertinent codes and by-laws.

Do not scale drawings.

This drawing may not be used for construction until signed.

Copyright reserved.



Hobin Architecture Incorporated
63 Parnilla Street
Ottawa, Ontario
Canada K1S 3K7
T: 613-238-7200
F: 613-235-2005
E: mail@hobinarc.com
hobinarc.com



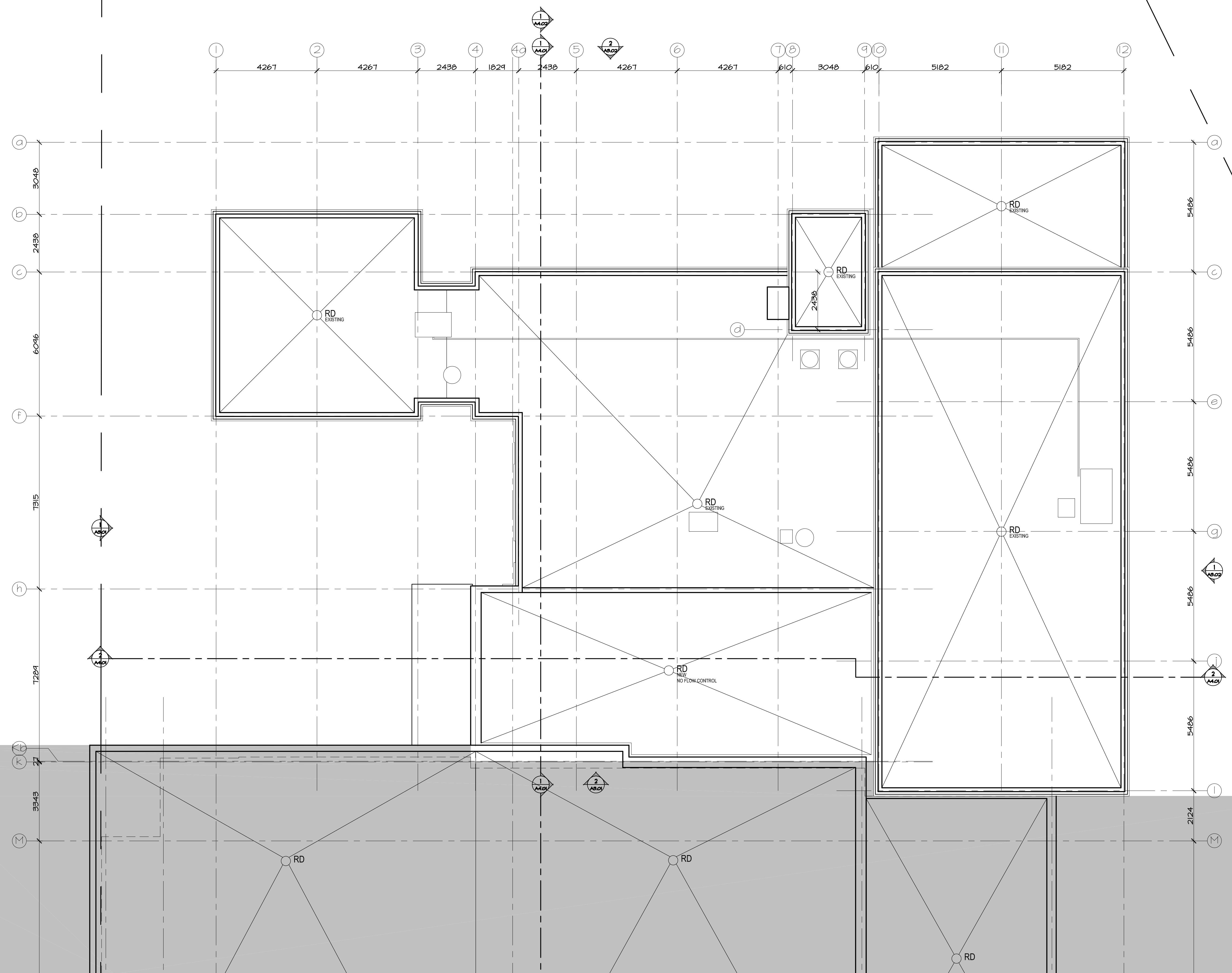
HOBIN
ARCHITECTURE

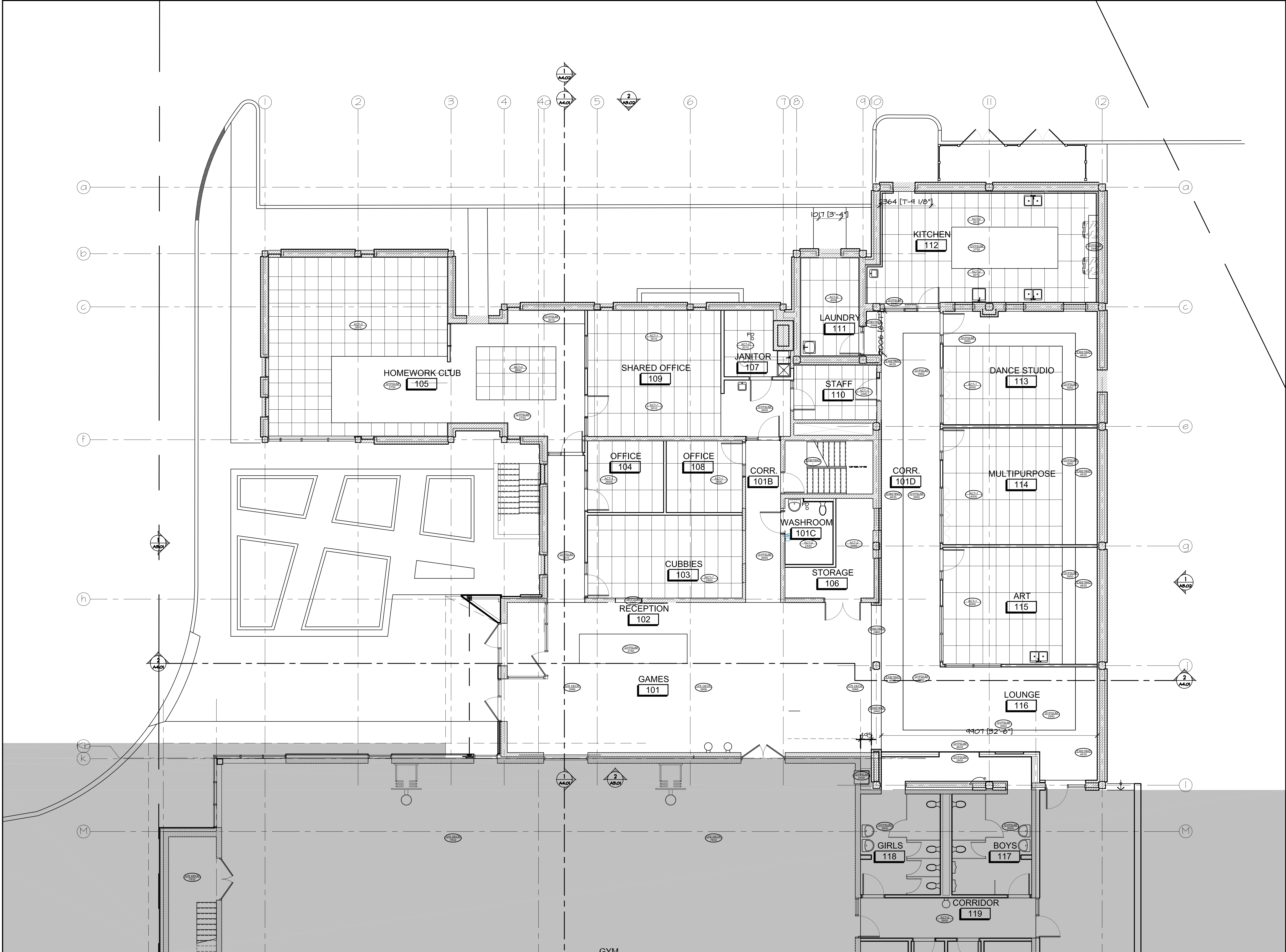
PROJECT/LOCATION:
**BOYS & GIRLS CLUB
PRINCE OF WALES**
1463 PRINCE OF WALES DR

DRAWING TITLE:
**RENOVATION
ROOF PLAN**

DRAWN BY: DV	DATE: MARCH 2017	SCALE: 1:75
PROJECT: 1716		DRAWING NO. : A2.03
		REVISION NO. :

None BDD0 Pt.1.ncep of 161.es_Abbott.L1_C00rpln1.ncep.dwg





CEILING MATERIAL LEGEND
 GYPS GYPSUM CEILING
 ACT-1 ACOUSTIC TILE - G6C MARS CLIMAPLUS TILES.
 ACT-2 ACOUSTIC TILE - G6C MARS CLIMAPLUS HIGH NRC TILES.
 PL-1 SUSPENDED CEILING FINISHED WITH PL-1, NEVAMAR GRAND ISLE MAPLE. SEE DETAIL.

CEILING LEGEND

- CEILING MATERIAL
CEILING HEIGHT
- LIGHT FIXTURE
- INSULATED CEILING
- CEILING FAN- REF. TO MECH
- CEILING DIFFUSER - REF. TO MECH
- RETURN AIR GRILL
- EXTEND WALL TO U/S OF EXISTING STRUCTURAL DECK ABOVE
- 2'x2' LIGHT FIXTURE
- LINEAR LIGHT FIXTURE
- NOT IN THIS PHASE OF CONSTRUCTION

no.	date	revision
4	OCT 6, 2017	ISSUED FOR BUILDING PERMIT PHASE 1
3	JULY 21, 2017	ISSUED FOR CM RFP
2	MAY 31, 2017	ISSUED FOR SITEPLAN APPLICATION
1	MAY 3, 2017	ISSUED FOR REVIEW

It is the responsibility of the appropriate contractor to check and verify all dimensions on site and report all errors and/or omissions to the architect.

All contractors must comply with all pertinent codes and by-laws.

Do not scale drawings.

This drawing may not be used for construction until signed.

Copyright reserved.



Hobin Architecture Incorporated
 63 Parnilla Street
 Ottawa, Ontario
 Canada K1S 3K7
 T: 613-238-7200
 F: 613-235-2005
 E: mail@hobinarc.com
 hobinarc.com



HOBIN
ARCHITECTURE

PROJECT/LOCATION:
 BOYS & GIRLS CLUB
 PRINCE OF WALES
 1463 PRINCE OF WALES DR

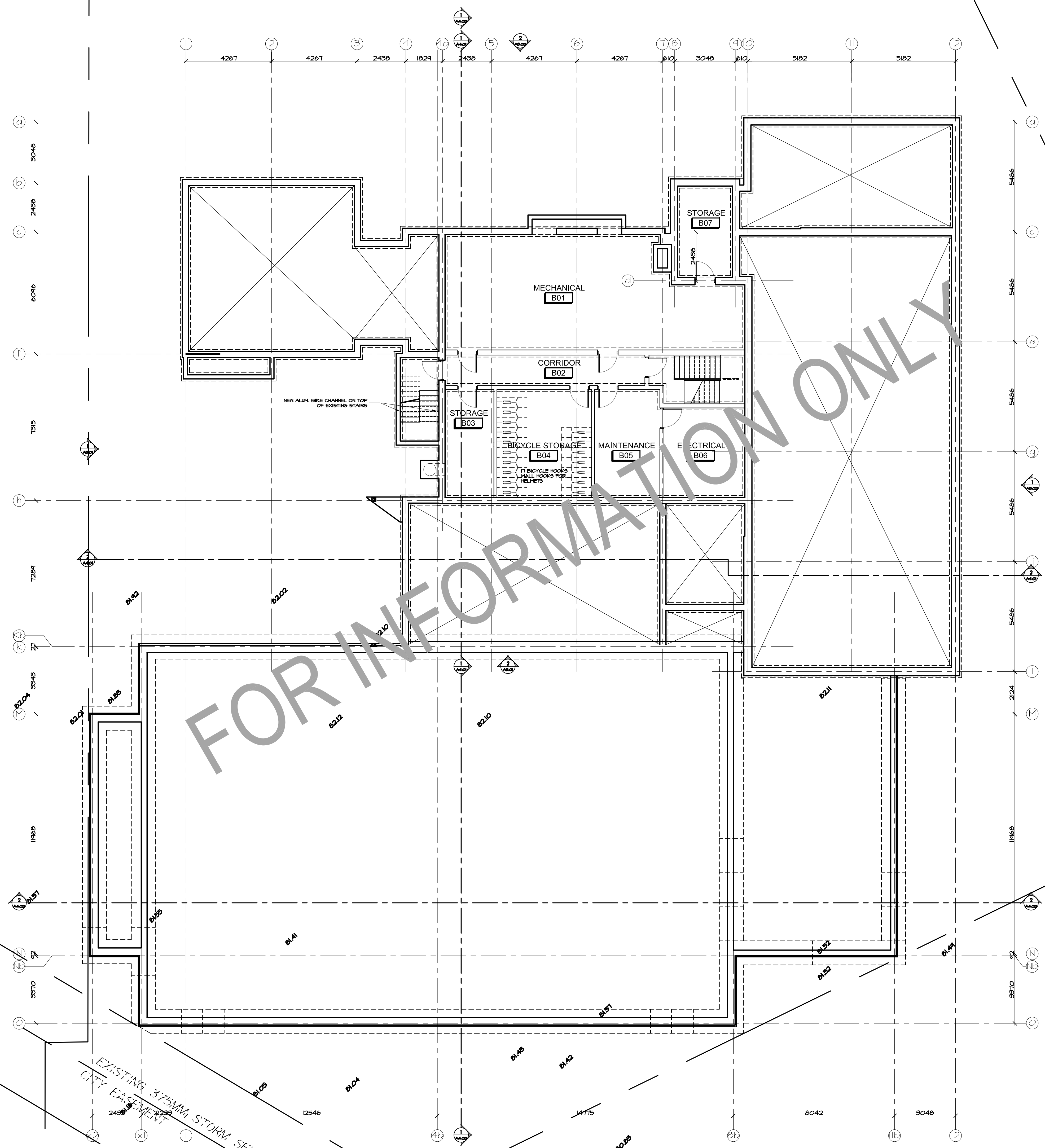
DRAWING TITLE:
 RENOVATION
 GROUND FLOOR
 REFLECTED CEILING PLAN

DRAWN BY: DV	DATE: MARCH 2017	SCALE: 1:75
PROJECT: 1716		DRAWING NO.: A2.04
REVISION NO.:		

None BDD0 Pl.106 of 161-163-164-165-166-167-168-169-170-171-172-173-174-175-176-177-178-179-180-181-182-183-184-185-186-187-188-189-190-191-192-193-194-195-196-197-198-199-200-201-202-203-204-205-206-207-208-209-210-211-212-213-214-215-216-217-218-219-220-221-222-223-224-225-226-227-228-229-230-231-232-233-234-235-236-237-238-239-240-241-242-243-244-245-246-247-248-249-250-251-252-253-254-255-256-257-258-259-260-261-262-263-264-265-266-267-268-269-270-271-272-273-274-275-276-277-278-279-280-281-282-283-284-285-286-287-288-289-290-291-292-293-294-295-296-297-298-299-300-301-302-303-304-305-306-307-308-309-310-311-312-313-314-315-316-317-318-319-320-321-322-323-324-325-326-327-328-329-330-331-332-333-334-335-336-337-338-339-340-341-342-343-344-345-346-347-348-349-350-351-352-353-354-355-356-357-358-359-360-361-362-363-364-365-366-367-368-369-370-371-372-373-374-375-376-377-378-379-380-381-382-383-384-385-386-387-388-389-390-391-392-393-394-395-396-397-398-399-400-401-402-403-404-405-406-407-408-409-410-411-412-413-414-415-416-417-418-419-420-421-422-423-424-425-426-427-428-429-430-431-432-433-434-435-436-437-438-439-440-441-442-443-444-445-446-447-448-449-450-451-452-453-454-455-456-457-458-459-460-461-462-463-464-465-466-467-468-469-470-471-472-473-474-475-476-477-478-479-480-481-482-483-484-485-486-487-488-489-490-491-492-493-494-495-496-497-498-499-500-501-502-503-504-505-506-507-508-509-510-511-512-513-514-515-516-517-518-519-520-521-522-523-524-525-526-527-528-529-530-531-532-533-534-535-536-537-538-539-540-541-542-543-544-545-546-547-548-549-550-551-552-553-554-555-556-557-558-559-560-561-562-563-564-565-566-567-568-569-570-571-572-573-574-575-576-577-578-579-580-581-582-583-584-585-586-587-588-589-590-591-592-593-594-595-596-597-598-599-600-601-602-603-604-605-606-607-608-609-610-611-612-613-614-615-616-617-618-619-620-621-622-623-624-625-626-627-628-629-630-631-632-633-634-635-636-637-638-639-640-641-642-643-644-645-646-647-648-649-650-651-652-653-654-655-656-657-658-659-660-661-662-663-664-665-666-667-668-669-670-671-672-673-674-675-676-677-678-679-680-681-682-683-684-685-686-687-688-689-690-691-692-693-694-695-696-697-698-699-700-701-702-703-704-705-706-707-708-709-710-711-712-713-714-715-716-717-718-719-720-721-722-723-724-725-726-727-728-729-730-731-732-733-734-735-736-737-738-739-740-741-742-743-744-745-746-747-748-749-750-751-752-753-754-755-756-757-758-759-760-761-762-763-764-765-766-767-768-769-770-771-772-773-774-775-776-777-778-779-780-781-782-783-784-785-786-787-788-789-790-791-792-793-794-795-796-797-798-799-800-801-802-803-804-805-806-807-808-809-810-811-812-813-814-815-816-817-818-819-820-821-822-823-824-825-826-827-828-829-830-831-832-833-834-835-836-837-838-839-840-841-842-843-844-845-846-847-848-849-850-851-852-853-854-855-856-857-858-859-860-861-862-863-864-865-866-867-868-869-870-871-872-873-874-875-876-877-878-879-880-881-882-883-884-885-886-887-888-889-890-891-892-893-894-895-896-897-898-899-900-901-902-903-904-905-906-907-908-909-910-911-912-913-914-915-916-917-918-919-920-921-922-923-924-925-926-927-928-929-930-931-932-933-934-935-936-937-938-939-940-941-942-943-944-945-946-947-948-949-950-951-952-953-954-955-956-957-958-959-960-961-962-963-964-965-966-967-968-969-970-971-972-973-974-975-976-977-978-979-980-981-982-983-984-985-986-987-988-989-990-991-992-993-994-995-996-997-998-999-1000



Boys & Girls Clubs of Canada
Clubs Garçons et Filles du Canada



None B000 Pl.100 of 161-162-163-164-165-166-167-168-169-170-171-172-173-174-175-176-177-178-179-180-181-182-183-184-185-186-187-188-189-190-191-192-193-194-195-196-197-198-199-200-201-202-203-204-205-206-207-208-209-210-211-212-213-214-215-216-217-218-219-220-221-222-223-224-225-226-227-228-229-230-231-232-233-234-235-236-237-238-239-240-241-242-243-244-245-246-247-248-249-250-251-252-253-254-255-256-257-258-259-260-261-262-263-264-265-266-267-268-269-270-271-272-273-274-275-276-277-278-279-280-281-282-283-284-285-286-287-288-289-290-291-292-293-294-295-296-297-298-299-300-301-302-303-304-305-306-307-308-309-310-311-312-313-314-315-316-317-318-319-320-321-322-323-324-325-326-327-328-329-330-331-332-333-334-335-336-337-338-339-340-341-342-343-344-345-346-347-348-349-350-351-352-353-354-355-356-357-358-359-360-361-362-363-364-365-366-367-368-369-370-371-372-373-374-375-376-377-378-379-380-381-382-383-384-385-386-387-388-389-390-391-392-393-394-395-396-397-398-399-400-401-402-403-404-405-406-407-408-409-410-411-412-413-414-415-416-417-418-419-420-421-422-423-424-425-426-427-428-429-430-431-432-433-434-435-436-437-438-439-440-441-442-443-444-445-446-447-448-449-450-451-452-453-454-455-456-457-458-459-460-461-462-463-464-465-466-467-468-469-470-471-472-473-474-475-476-477-478-479-480-481-482-483-484-485-486-487-488-489-490-491-492-493-494-495-496-497-498-499-500-501-502-503-504-505-506-507-508-509-510-511-512-513-514-515-516-517-518-519-520-521-522-523-524-525-526-527-528-529-530-531-532-533-534-535-536-537-538-539-540-541-542-543-544-545-546-547-548-549-550-551-552-553-554-555-556-557-558-559-560-561-562-563-564-565-566-567-568-569-570-571-572-573-574-575-576-577-578-579-580-581-582-583-584-585-586-587-588-589-590-591-592-593-594-595-596-597-598-599-600-601-602-603-604-605-606-607-608-609-610-611-612-613-614-615-616-617-618-619-620-621-622-623-624-625-626-627-628-629-630-631-632-633-634-635-636-637-638-639-640-641-642-643-644-645-646-647-648-649-650-651-652-653-654-655-656-657-658-659-660-661-662-663-664-665-666-667-668-669-670-671-672-673-674-675-676-677-678-679-680-681-682-683-684-685-686-687-688-689-690-691-692-693-694-695-696-697-698-699-700-701-702-703-704-705-706-707-708-709-710-711-712-713-714-715-716-717-718-719-720-721-722-723-724-725-726-727-728-729-730-731-732-733-734-735-736-737-738-739-740-741-742-743-744-745-746-747-748-749-750-751-752-753-754-755-756-757-758-759-760-761-762-763-764-765-766-767-768-769-770-771-772-773-774-775-776-777-778-779-780-781-782-783-784-785-786-787-788-789-790-791-792-793-794-795-796-797-798-799-800-801-802-803-804-805-806-807-808-809-810-811-812-813-814-815-816-817-818-819-820-821-822-823-824-825-826-827-828-829-830-831-832-833-834-835-836-837-838-839-840-841-842-843-844-845-846-847-848-849-850-851-852-853-854-855-856-857-858-859-860-861-862-863-864-865-866-867-868-869-870-871-872-873-874-875-876-877-878-879-880-881-882-883-884-885-886-887-888-889-890-891-892-893-894-895-896-897-898-899-900-901-902-903-904-905-906-907-908-909-910-911-912-913-914-915-916-917-918-919-920-921-922-923-924-925-926-927-928-929-930-931-932-933-934-935-936-937-938-939-940-941-942-943-944-945-946-947-948-949-950-951-952-953-954-955-956-957-958-959-960-961-962-963-964-965-966-967-968-969-970-971-972-973-974-975-976-977-978-979-980-981-982-983-984-985-986-987-988-989-990-991-992-993-994-995-996-997-998-999-1000

EXISTING 375MM STORM SEWER
CITY EASEMENT

FOR INFORMATION ONLY

no.	date	revision
4	OCT 6, 2017	ISSUED FOR INFORMATION (TO PERMIT)
3	JULY 21, 2017	ISSUED FOR CM RFP
2	MAY 31, 2017	ISSUED FOR SITEPLAN APPLICATION
1	MAY 3, 2017	ISSUED FOR REVIEW

It is the responsibility of the appropriate contractor to check and verify all dimensions on site and report all errors and/or omissions to the architect.

All contractors must comply with all pertinent codes and by-laws.

Do not scale drawings.

This drawing may not be used for construction until signed.

Copyright reserved.



Hobin Architecture Incorporated
 63 Parnilla Street
 Ottawa, Ontario
 Canada K1S 3K7
 T: 613-238-7200
 F: 613-235-2005
 E: mail@hobinarc.com
 hobinarc.com



HOBIN
ARCHITECTURE

PROJECT/LOCATION:
**BOYS & GIRLS CLUB
 PRINCE OF WALES**
 1463 PRINCE OF WALES DR

DRAWING TITLE:
**BASEMENT / FOUNDATION
 PLAN**

DRAWN BY: DV	DATE: MARCH 2017	SCALE: 1:100
PROJECT: 1716		DRAWING NO.:
		A2.05
		REVISION NO.:



Boys & Girls Clubs of Canada
Clubs Garçons et Filles du Canada

no.	date	revision
5	OCT 6, 2017	ISSUED FOR INFORMATION (TO PERMIT)
4	JULY 21, 2017	ISSUED FOR CM RFP
3	JUNE 16, 2017	ISSUED FOR INFORMATION
2	MAY 31, 2017	ISSUED FOR SITE PLAN APPLICATION
1	MAY 3, 2017	ISSUED FOR REVIEW

It is the responsibility of the appropriate contractor to check and verify all dimensions on site and report all errors and/or omissions to the architect.

All contractors must comply with all pertinent codes and by-laws.

Do not scale drawings.

This drawing may not be used for construction until signed.

Copyright reserved.



Hobin Architecture
Incorporated
63 Pamela Street
Ottawa, Ontario
Canada K1S 3K7
T: 613-238-7200
F: 613-235-2005
E: mail@hobinarc.com
hobinarc.com



PROJECT / LOCATION:
**BOYS & GIRLS CLUB
PRINCE OF WALES**
1463 PRINCE OF WALES DR

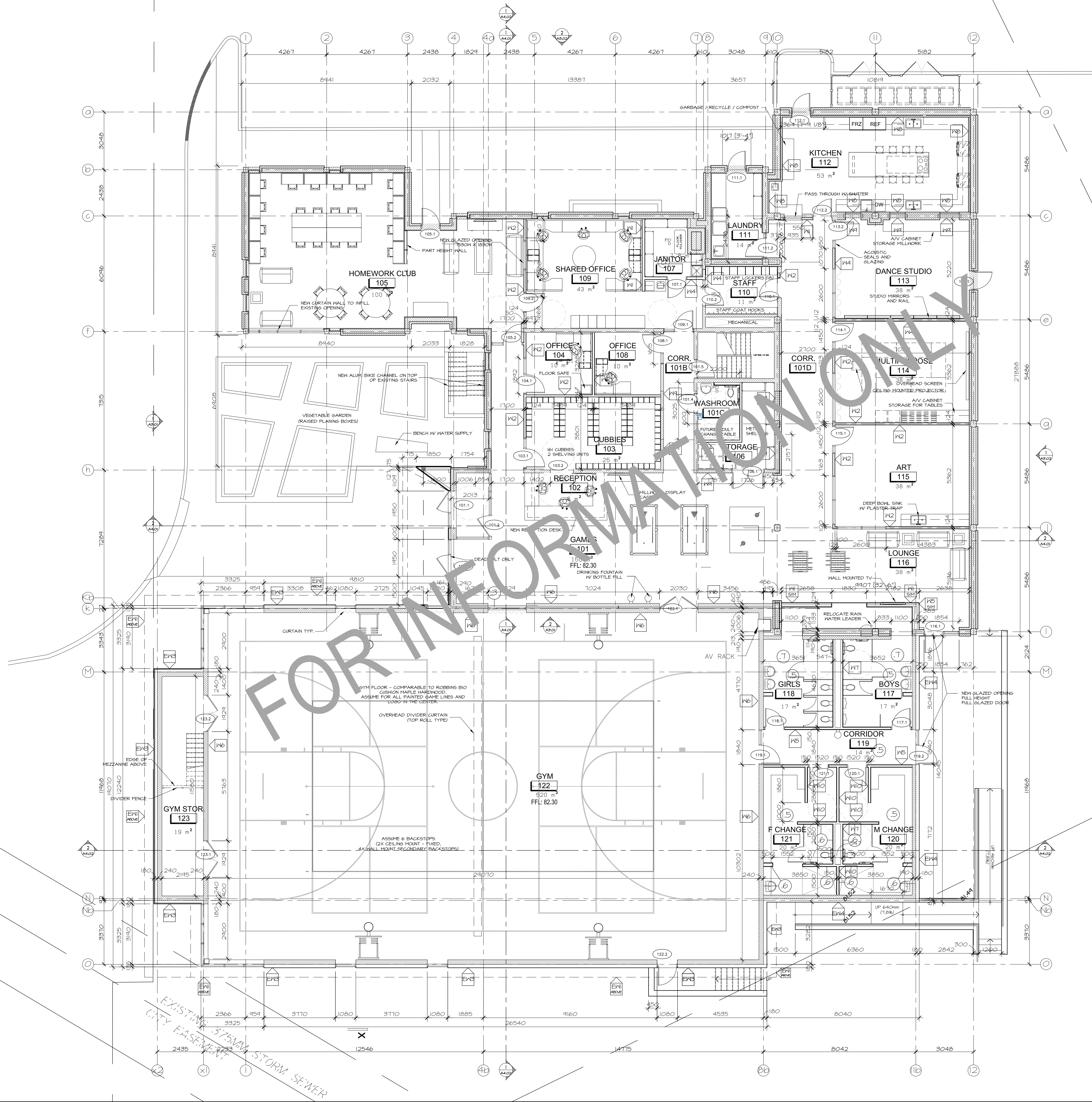
DRAWING TITLE:
**GROUND FLOOR
PLAN**

DRAWN BY: DV DATE: MARCH 2017 SCALE: 1:100

PROJECT: 1716

DRAWING NO.: A2.06

REVISION NO.:



EXTERIOR MATERIAL LEGEND

- WD-1 PREFINISHED VERTICAL WOOD SIDING
- WD-2 PREFINISHED HORIZONTAL WOOD SIDING
- SSM STANDING SEAM METAL SIDING
- M5 METAL SIDING
- CN CURTAIN WALL
- SP GLASS SPANDREL
- EC EXPOSED CONCRETE
- RTW RETAINING WALL
- AB ARCHITECTURAL BLOCK
- SGN SIGNAGE
- WSF WOOD SOFFIT
- MF METAL FLASHING
- CP CEMENT PANEL
- EXST EXISTING
- EXISTING EXISTING

no.	date	revision
5	OCT 6, 2017	ISSUED FOR BUILDING PERMIT PHASE 1
4	JULY 21, 2017	ISSUED FOR CM RFP
3	JUNE 16, 2017	ISSUED FOR INFORMATION
2	MAY 31, 2017	ISSUED FOR SITEPLAN APPLICATION
1	MAY 3, 2017	ISSUED FOR REVIEW

It is the responsibility of the appropriate contractor to check and verify all dimensions on site and report all errors and/or omissions to the architect.

All contractors must comply with all pertinent codes and by-laws.

Do not scale drawings.

This drawing may not be used for construction until signed.

Copyright reserved.

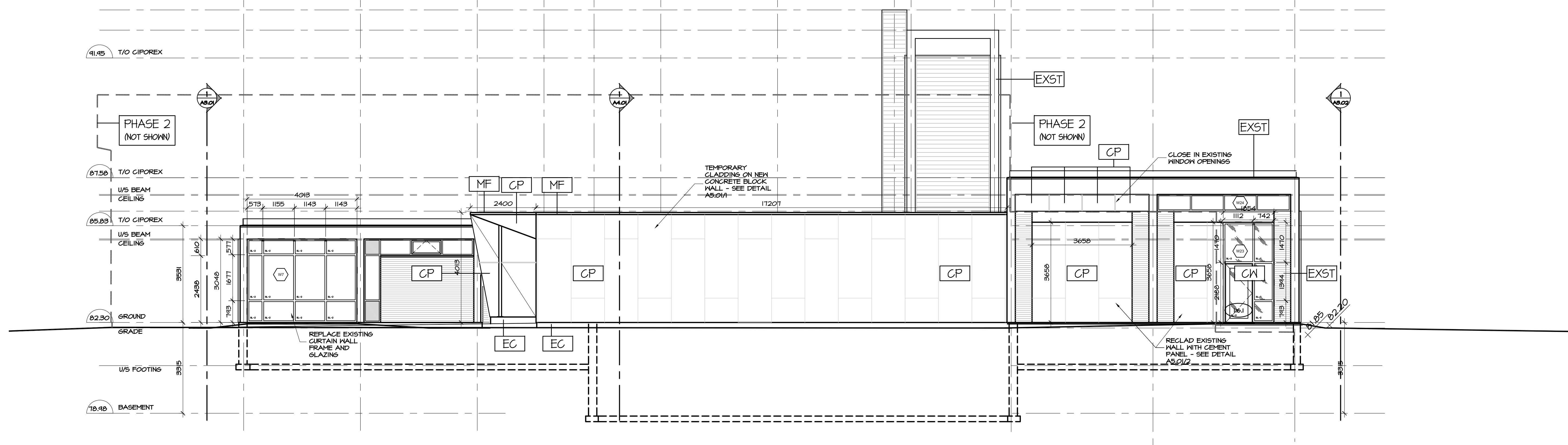


Hobin Architecture Incorporated
 63 Parnilla Street
 Ottawa, Ontario
 Canada K1S 3K7
 T: 613-238-7200
 F: 613-235-2005
 E: mail@hobinarc.com
 hobinarc.com

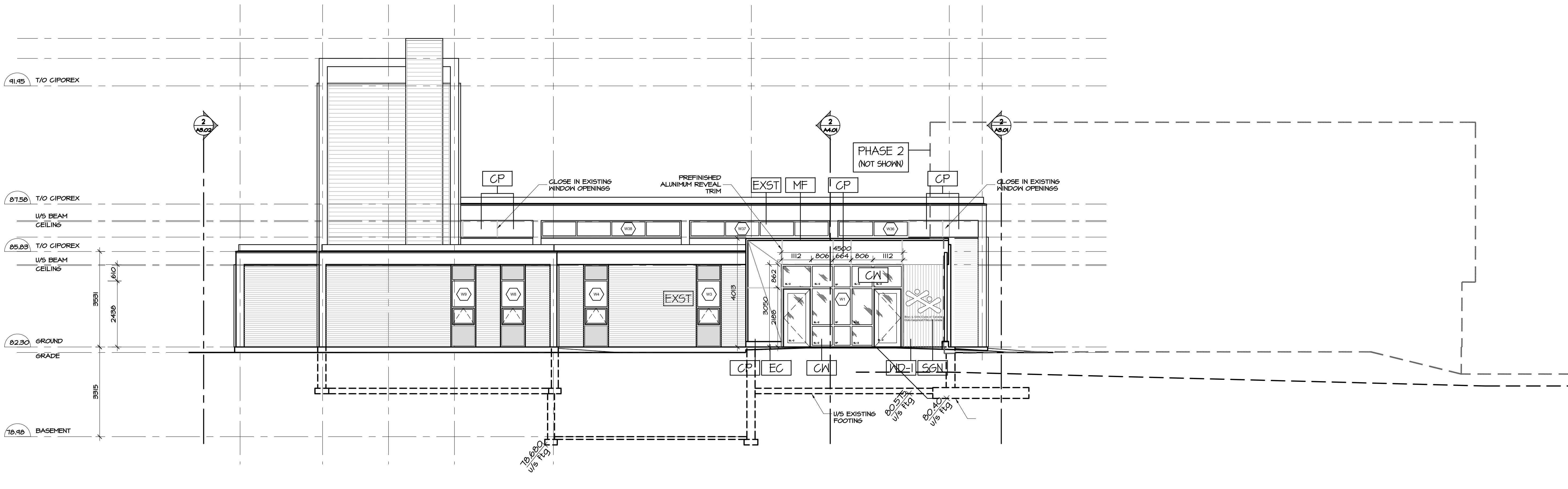
PROJECT/LOCATION:
**BOYS & GIRLS CLUB
 PRINCE OF WALES**
 1463 PRINCE OF WALES DR

DRAWING TITLE:
**RENOVATION
 ELEVATIONS
 SOUTH AND WEST**

DRAWN BY: DV	DATE: MARCH 2017	SCALE: 1:75
PROJECT: 1716		DRAWING NO.:
		A3.01
		REVISION NO.:

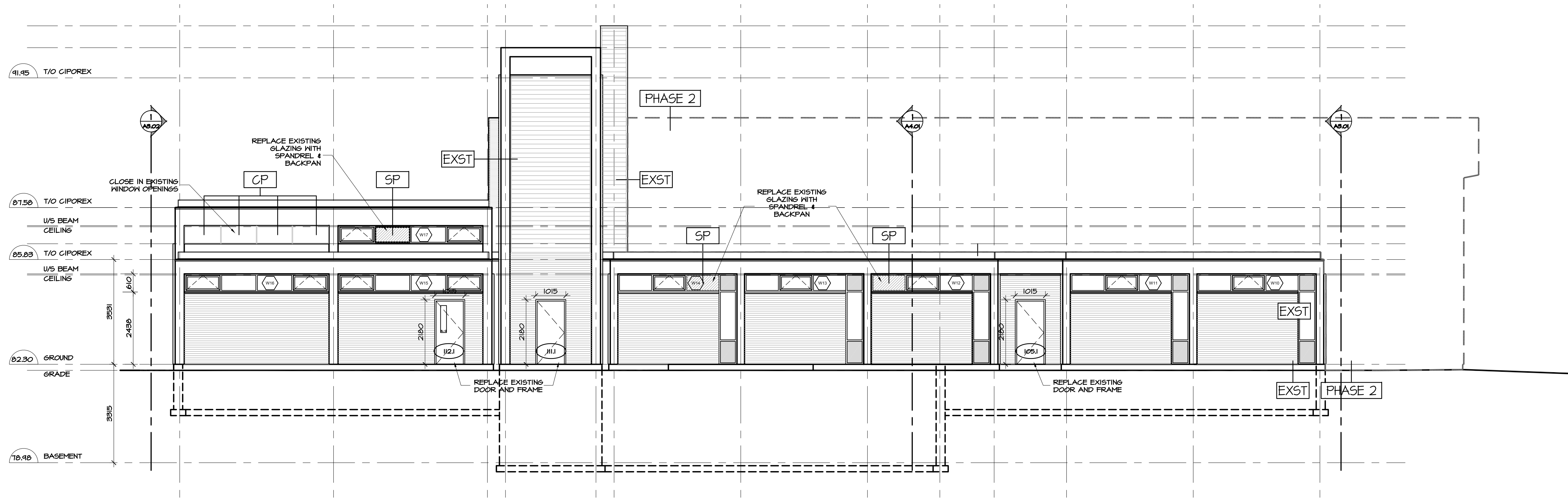


2 SOUTH ELEVATION
 A3.01 SCALE 1:75

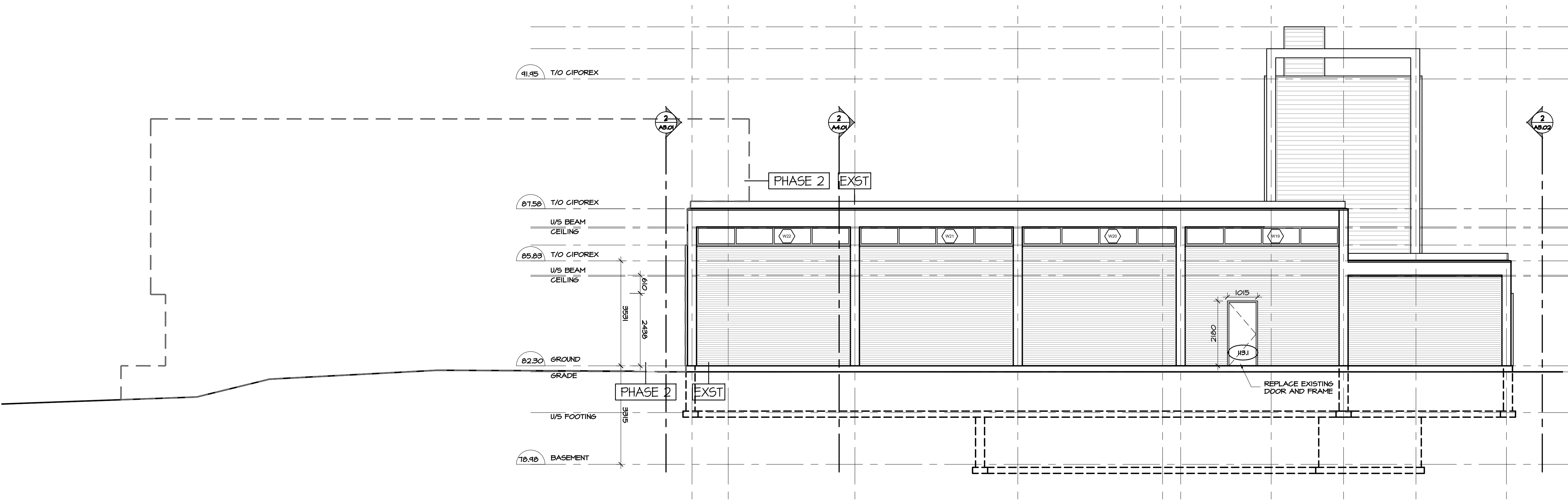


1 WEST ELEVATION
 A3.01 SCALE 1:75

None B000 Pt.1.rvt of 16149_Abbott_L1_Corps.rvt.dwg



2 NORTH ELEVATION
A3.02 SCALE 1:75



1 EAST ELEVATION
A3.02 SCALE 1:75

EXTERIOR MATERIAL LEGEND

- WD-1 PREFINISHED VERTICAL WOOD SIDING
- WD-2 PREFINISHED HORIZONTAL WOOD SIDING
- SSM STANDING SEAM METAL SIDING
- MS METAL SIDING
- CN CURTAIN WALL
- SP GLASS SPANDREL
- EC EXPOSED CONCRETE
- RTW RETAINING WALL
- AB ARCHITECTURAL BLOCK
- SGN SIGNAGE
- WSF WOOD SOFFIT
- MF METAL FLASHING
- CP CEMENT PANEL
- EXST EXISTING
- EXISTING

no.	date	revision
5	OCT 6, 2017	ISSUED FOR BUILDING PERMIT PHASE 1
4	JULY 21, 2017	ISSUED FOR CM RFP
3	JUNE 16, 2017	ISSUED FOR INFORMATION
2	MAY 31, 2017	ISSUED FOR SITEPLAN APPLICATION
1	MAY 3, 2017	ISSUED FOR REVIEW

It is the responsibility of the appropriate contractor to check and verify all dimensions on site and report all errors and/or omissions to the architect.

All contractors must comply with all pertinent codes and by-laws.

Do not scale drawings.

This drawing may not be used for construction until signed.

Copyright reserved.



Hobin Architecture Incorporated
 63 Parnilla Street
 Ottawa, Ontario
 Canada K1S 3K7
 T: 613-238-7200
 F: 613-235-2005
 E: mail@hobinarc.com
 hobinarc.com

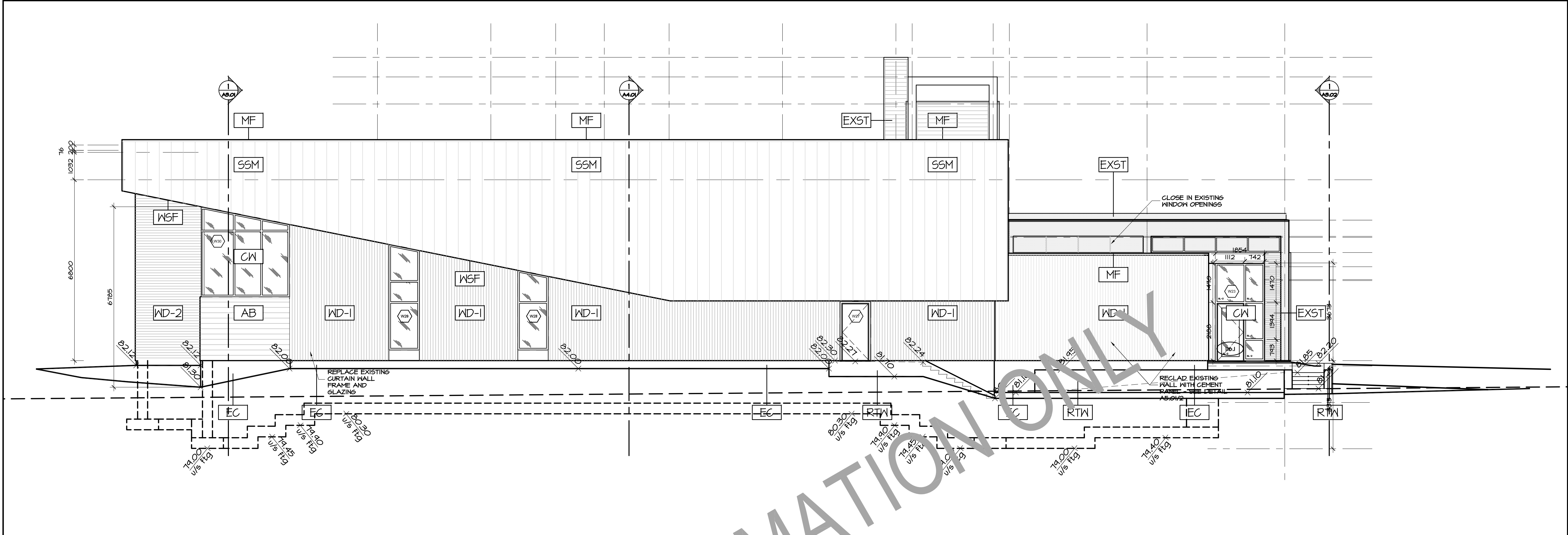


HOBIN
ARCHITECTURE

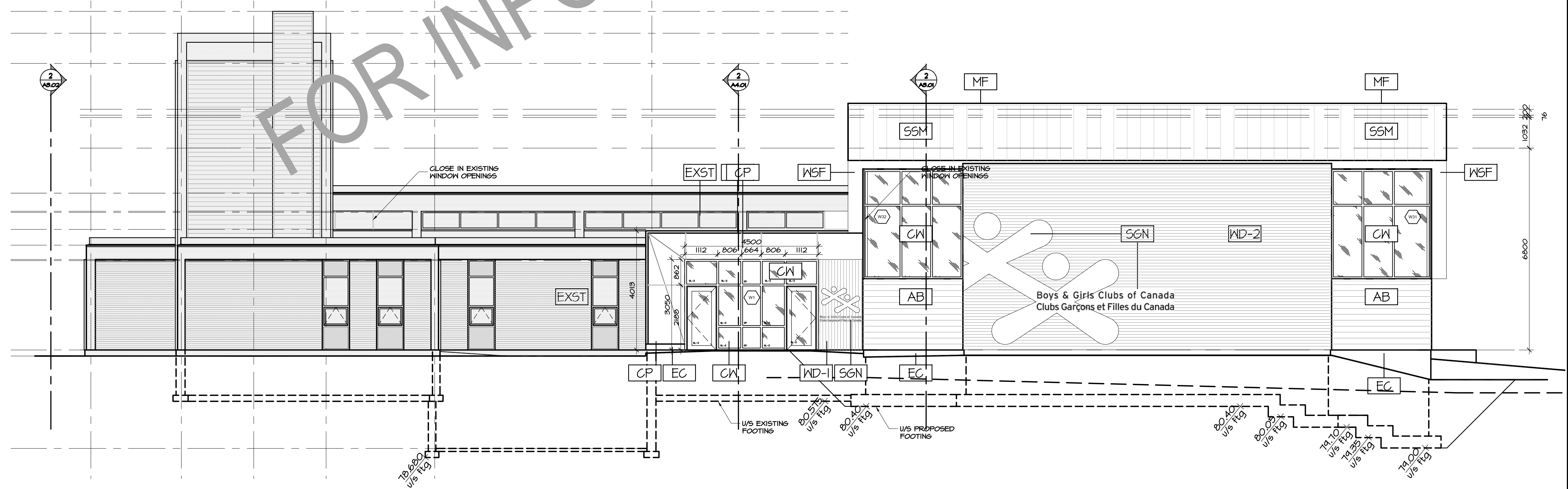
PROJECT/LOCATION:
 BOYS & GIRLS CLUB
 PRINCE OF WALES
 1463 PRINCE OF WALES DR

DRAWING TITLE:
 RENOVATION
 ELEVATIONS
 NORTH AND EAST

DRAWN BY: DV	DATE: MARCH 2017	SCALE: 1:75
PROJECT: 1716		DRAWING NO.: A3.02
		REVISION NO.:



2 SOUTH ELEVATION
A3.03 SCALE 1:75



1 WEST ELEVATION
A3.03 SCALE 1:75

EXTERIOR MATERIAL LEGEND

WD-1	PREFINISHED VERTICAL WOOD SIDING
WD-2	PREFINISHED HORIZONTAL WOOD SIDING
SSM	STANDING SEAM METAL SIDING
M5	METAL SIDING
CN	CURTAIN WALL
SP	GLASS SPANDREL
EC	EXPOSED CONCRETE
RTW	RETAINING WALL
AB	ARCHITECTURAL BLOCK
SGN	SIGNAGE
WSF	WOOD SOFFIT
MF	METAL FLASHING
CP	CEMENT PANEL
EXST	EXISTING
	EXISTING

no.	date	revision
5	OCT 6, 2017	ISSUED FOR INFORMATION (TO PERMIT)
4	JULY 21, 2017	ISSUED FOR CM RFP
3	JUNE 16, 2017	ISSUED FOR INFORMATION
2	MAY 31, 2017	ISSUED FOR SITEPLAN APPLICATION
1	MAY 3, 2017	ISSUED FOR REVIEW

It is the responsibility of the appropriate contractor to check and verify all dimensions on site and report all errors and/or omissions to the architect.

All contractors must comply with all pertinent codes and by-laws.

Do not scale drawings.

This drawing may not be used for construction until signed.

Copyright reserved.



Hobin Architecture Incorporated
63 Parrilla Street
Ottawa, Ontario
Canada K1S 3K7
T: 613-238-7200
F: 613-235-2005
E: mail@hobinarc.com
hobinarc.com

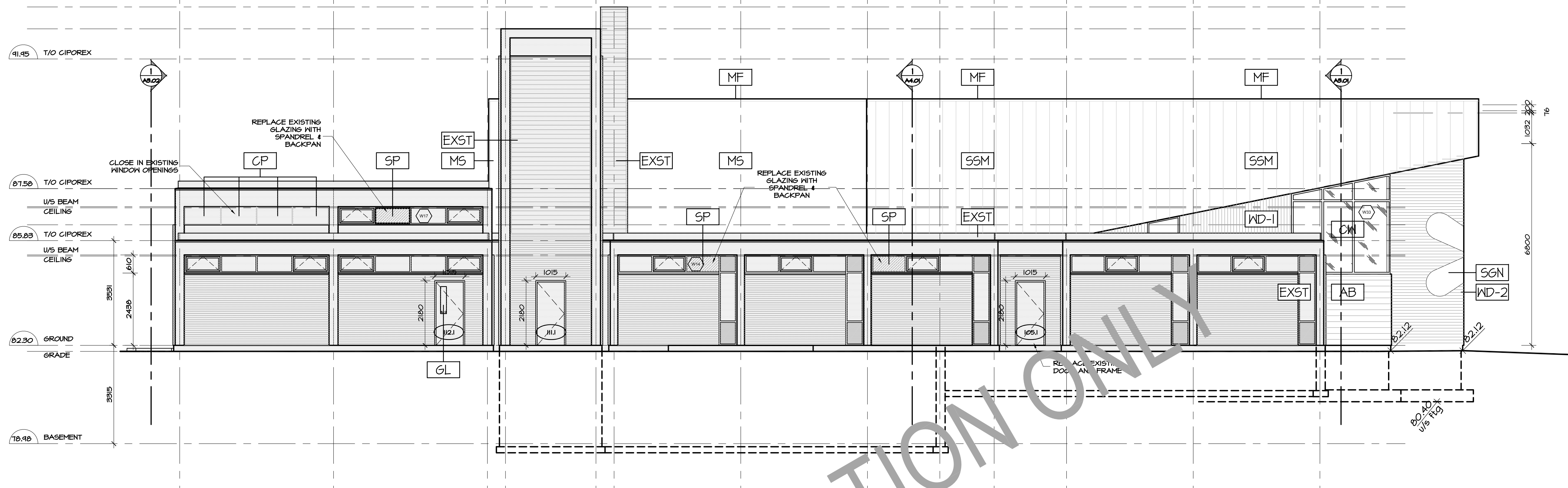


HOBIN
ARCHITECTURE

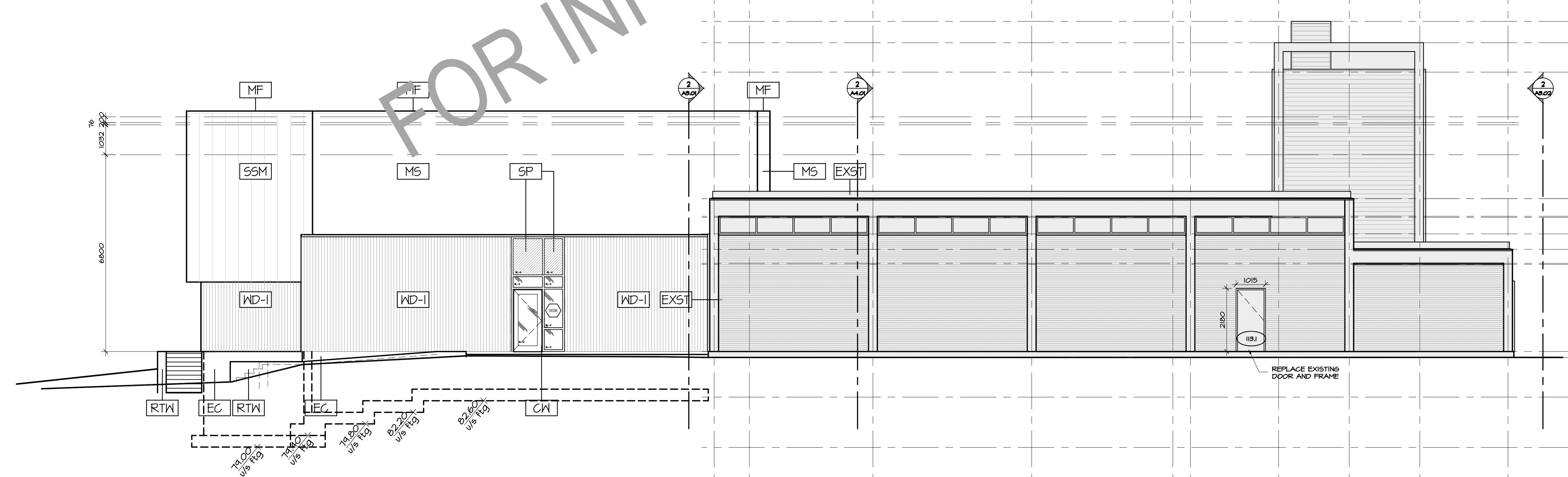
PROJECT/LOCATION:
BOYS & GIRLS CLUB
PRINCE OF WALES
1463 PRINCE OF WALES DR

DRAWING TITLE:
ELEVATIONS
SOUTH AND WEST

DRAWN BY: DV	DATE: MARCH 2017	SCALE: 1:75
PROJECT: 1716		DRAWING NO.: A3.03
REVISION NO.:		



2 NORTH ELEVATION
A3.04 SCALE 1:75



1 EAST ELEVATION
A3.04 SCALE 1:75

EXTERIOR MATERIAL LEGEND

- WD-1 PREFINISHED VERTICAL WOOD SIDING
- WD-2 PREFINISHED HORIZONTAL WOOD SIDING
- SSM STANDING SEAM METAL SIDING
- MS METAL SIDING
- CN CURTAIN WALL
- SP GLASS SPANDREL
- EC EXPOSED CONCRETE
- RTW RETAINING WALL
- AB ARCHITECTURAL BLOCK
- SGN SIGNAGE
- WSF WOOD SOFFIT
- MF METAL FLASHING
- CP CEMENT PANEL
- EXST EXISTING
- EXISTING

no.	date	revision
5	OCT 6, 2017	ISSUED FOR INFORMATION (TO PERMIT)
4	JULY 21, 2017	ISSUED FOR CM RFP
3	JUNE 16, 2017	ISSUED FOR INFORMATION
2	MAY 31, 2017	ISSUED FOR SITEPLAN APPLICATION
1	MAY 3, 2017	ISSUED FOR REVIEW

It is the responsibility of the appropriate contractor to check and verify all dimensions on site and report all errors and/or omissions to the architect.

All contractors must comply with all pertinent codes and by-laws.

Do not scale drawings.

This drawing may not be used for construction until signed.

Copyright reserved.



Hobin Architecture Incorporated
63 Parnilla Street
Ottawa, Ontario
Canada K1S 3K7
T: 613-238-7200
F: 613-235-2005
E: mail@hobinarc.com
hobinarc.com

HOBIN
ARCHITECTURE

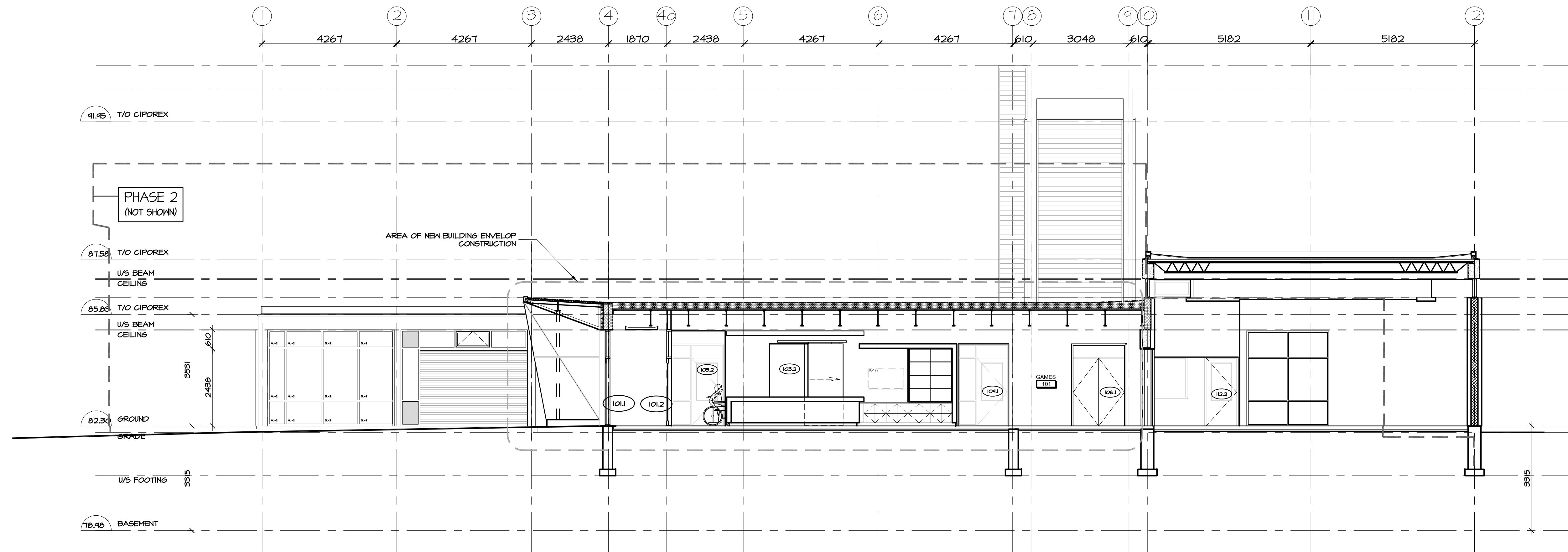
PROJECT/LOCATION:
BOYS & GIRLS CLUB
PRINCE OF WALES
1463 PRINCE OF WALES DR

DRAWING TITLE:
ELEVATIONS
NORTH AND EAST

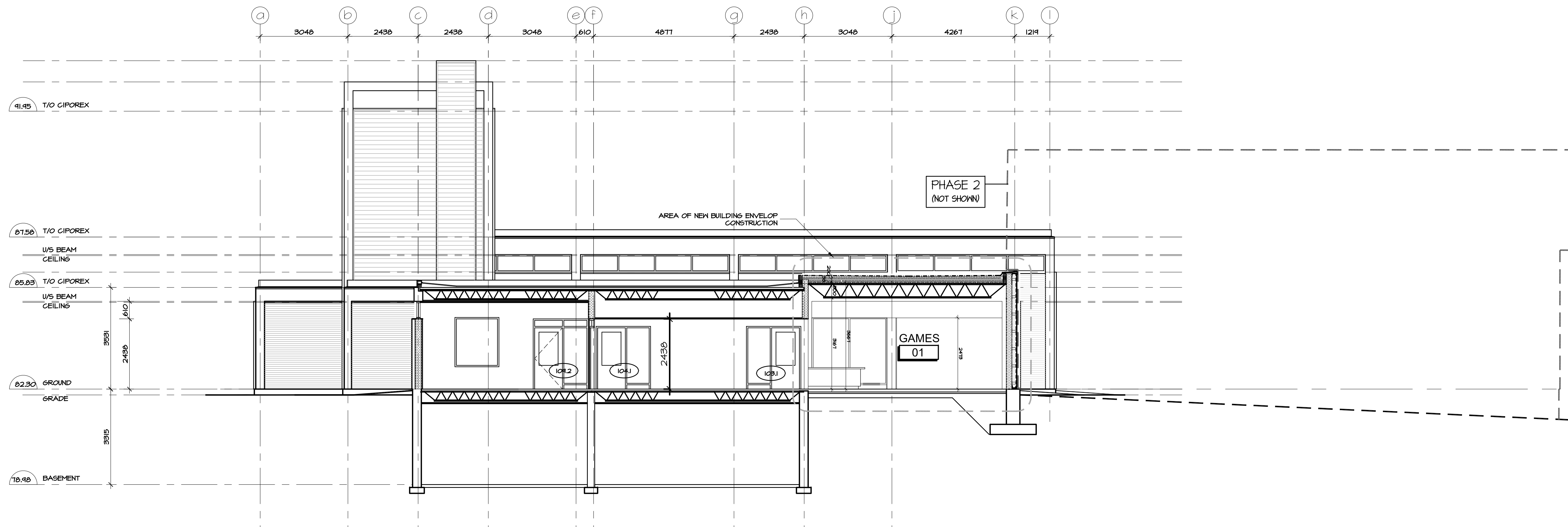
DRAWN BY: DV	DATE: MARCH 2017	SCALE: 1:75
PROJECT: 1716		DRAWING NO.: A3.04
REVISION NO.:		



Boys & Girls Clubs of Canada
Clubs Garçons et Filles du Canada



2 WEST - EAST BUILDING SECTION
A4.01 SCALE 1:75



1 NORTH - SOUTH BUILDING SECTION
A4.01 SCALE 1:75

no.	date	revision
3	OCT 6, 2017	ISSUED FOR BUILDING PERMIT PHASE 1
2	MAY 31, 2017	ISSUED FOR SITEPLAN APPLICATION
1	MAY 3, 2017	ISSUED FOR REVIEW

It is the responsibility of the appropriate contractor to check and verify all dimensions on site and report all errors and/or omissions to the architect.

All contractors must comply with all pertinent codes and by-laws.

Do not scale drawings.

This drawing may not be used for construction until signed.

Copyright reserved.



Hobin Architecture
Incorporated
63 Parnilla Street
Ottawa, Ontario
Canada K1S 3K7
T: 613-238-7200
F: 613-235-2005
E: mail@hobinarc.com
hobinarc.com



PROJECT/LOCATION:
BOYS & GIRLS CLUB
PRINCE OF WALES
1463 PRINCE OF WALES DR

DRAWING TITLE:
RENOVATION
BUILDING SECTIONS

DRAWN BY: DV DATE: MARCH 2017 SCALE: 1:75

PROJECT: 0015.36

DRAWING NO.:

A4.01

REVISION NO.:

None 0000 Plt.rnc of 161.es_Abbut.Lt_Corpl.rnc.dwg



Boys & Girls Clubs of Canada
Clubs Garçons et Filles du Canada

FINISHES LEGEND

- EXST EXISTING TO REMAIN
- 1 VINYL COMPOSITE TILE 1
- 2 VINYL COMPOSITE TILE 2
- 3 CERAMIC TILE 300 X 600
- 4 CERAMIC TILE 50 X 50
- 5 GYM FLOOR - ROBBINS BIOCUSHION
- PT-1 WHITE-TBD
- PT-2 RED-TBD
- PT-3 GREY-BLUE-TBD
- PT-5 PAINTED CONCRETE BLOCK
- T-1 PORCELAIN WALL TILE 1
- T-2 PORCELAIN WALL TILE 2
- EXISTING TILE FLOORS
- NOT IN THIS PHASE OF CONSTRUCTION

no.	date	revision
2	OCT 6, 2017	ISSUED FOR BUILDING PERMIT PHASE 1
1	JULY 21, 2017	ISSUED FOR CM RFP

It is the responsibility of the appropriate contractor to check and verify all dimensions on site and report all errors and/or omissions to the architect.

All contractors must comply with all pertinent codes and by-laws.

Do not scale drawings.

This drawing may not be used for construction until signed.

Copyright reserved.

Hobin Architecture Incorporated
63 Pamela Street
Ottawa, Ontario
Canada K1S 3K7
T: 613-238-7200
F: 613-235-2005
E: mail@hobinarc.com
hobinarc.com



PROJECT LOCATION:
**BOYS & GIRLS CLUB
PRINCE OF WALES**
1463 PRINCE OF WALES DR

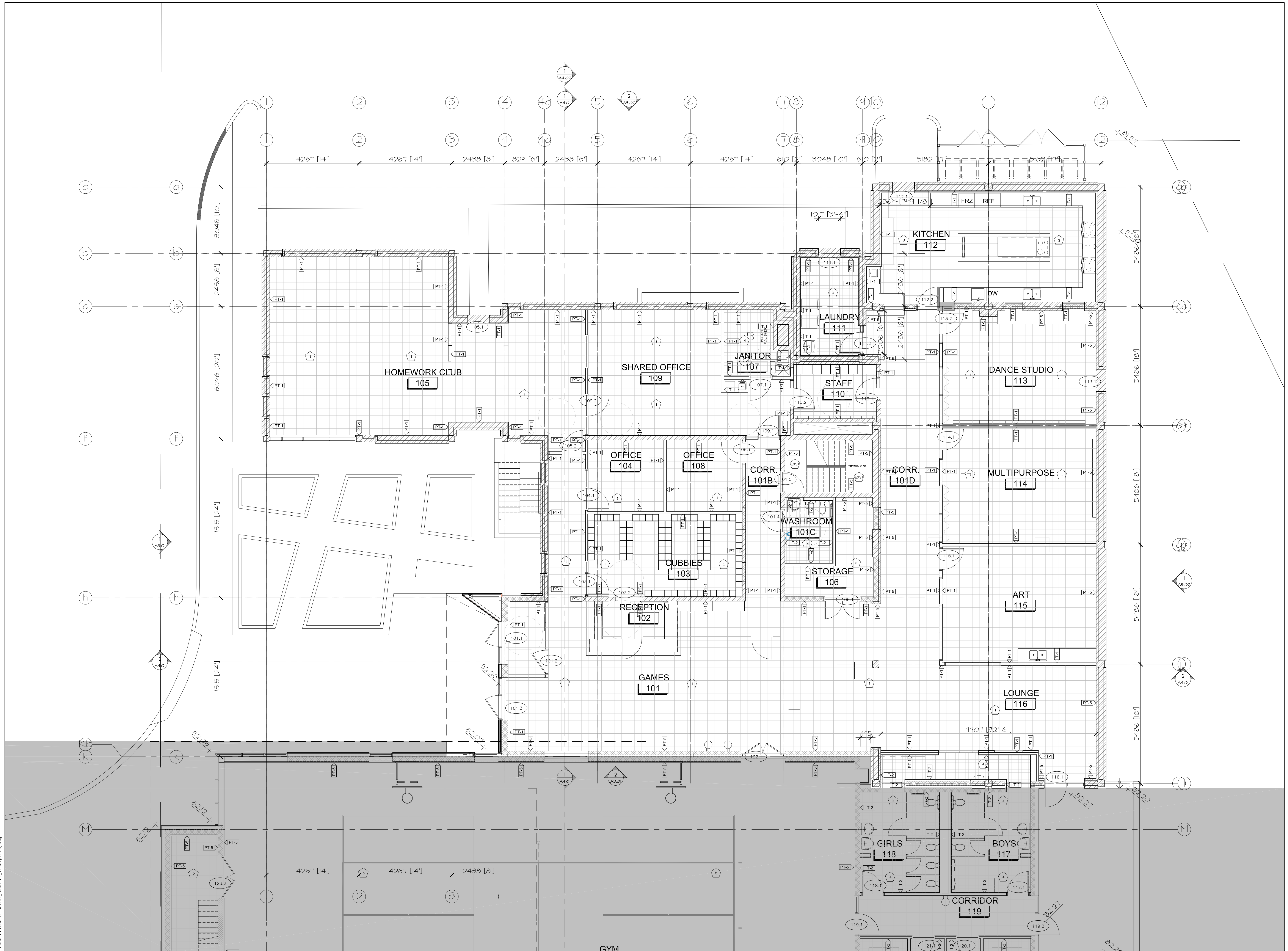
DRAWING TITLE:
**RENOVATION
GROUND FLOOR
FINISHES**

DRAWN BY: DV DATE: MARCH 2017 SCALE: 1:100

PROJECT: 1716
DRAWING NO. :

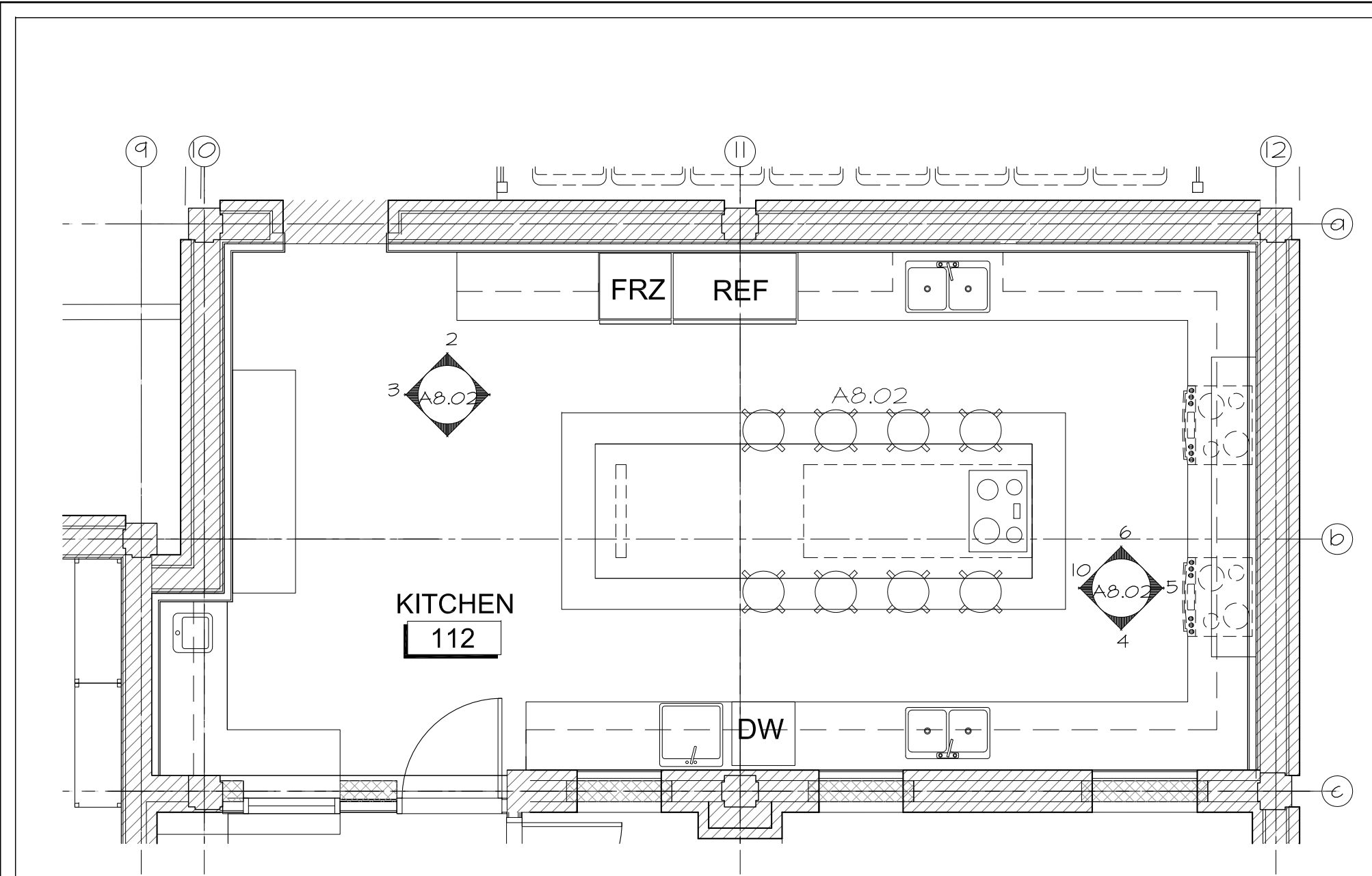
A8.01

REVISION NO. :



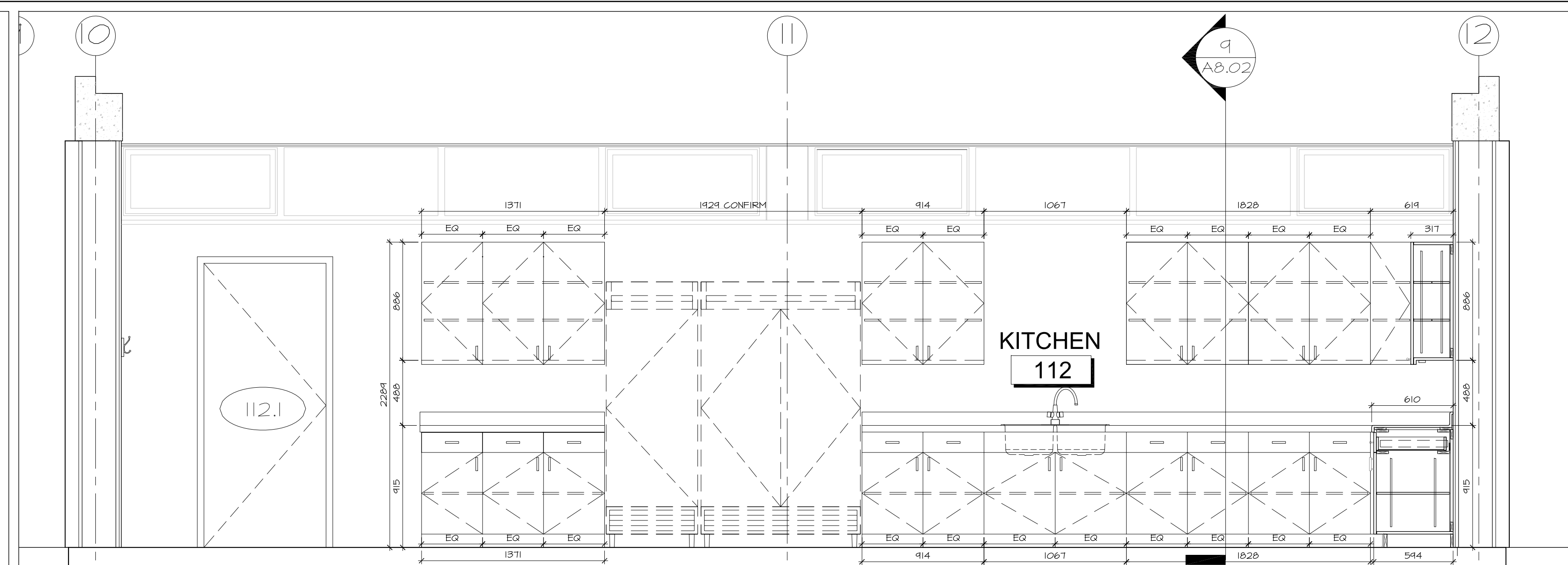


Boys & Girls Clubs of Canada
Clubs Garçons et Filles du Canada



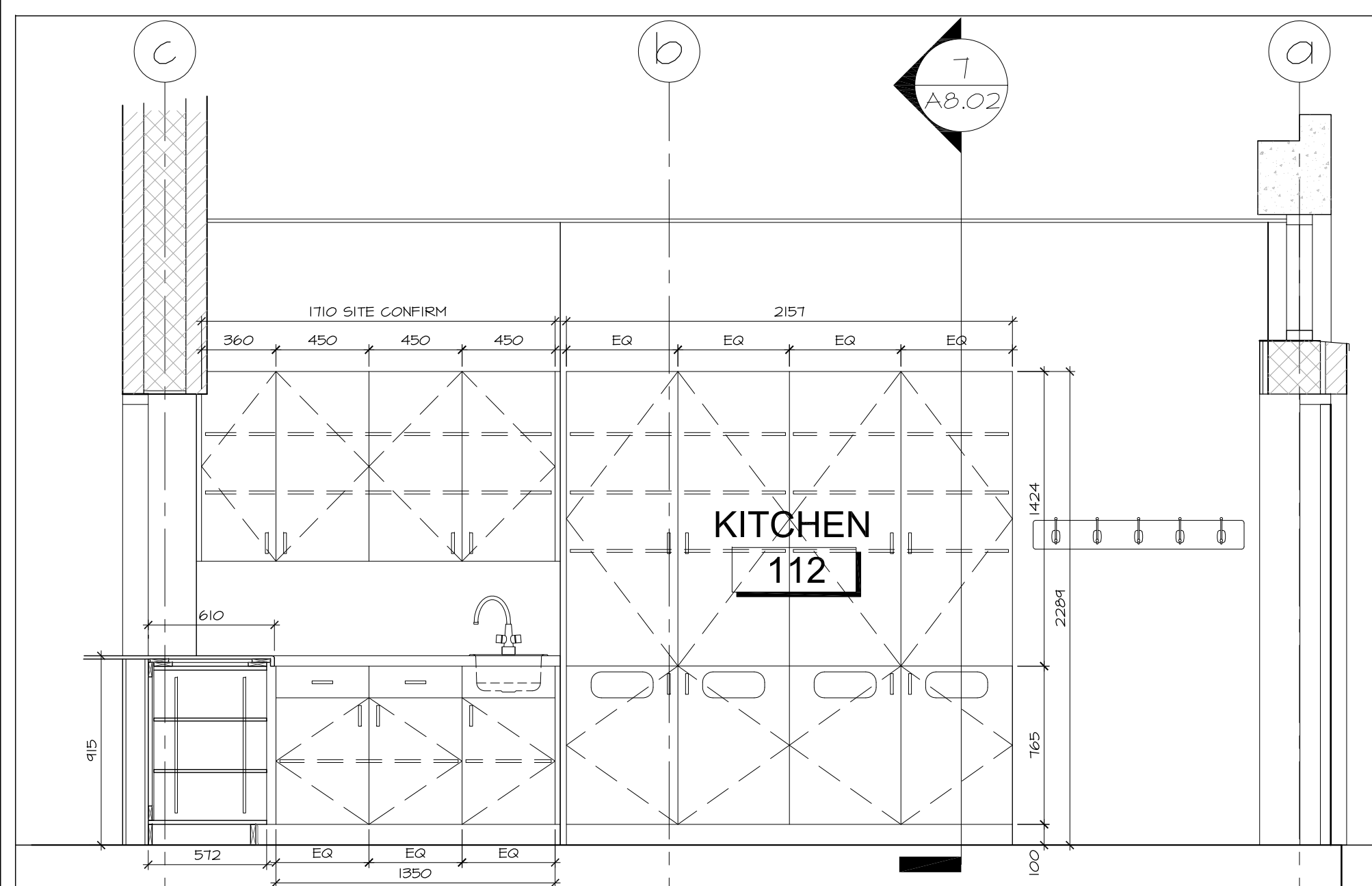
1 KITCHEN KEYPLAN

A8.02 SCALE 1:50
KEY PLAN



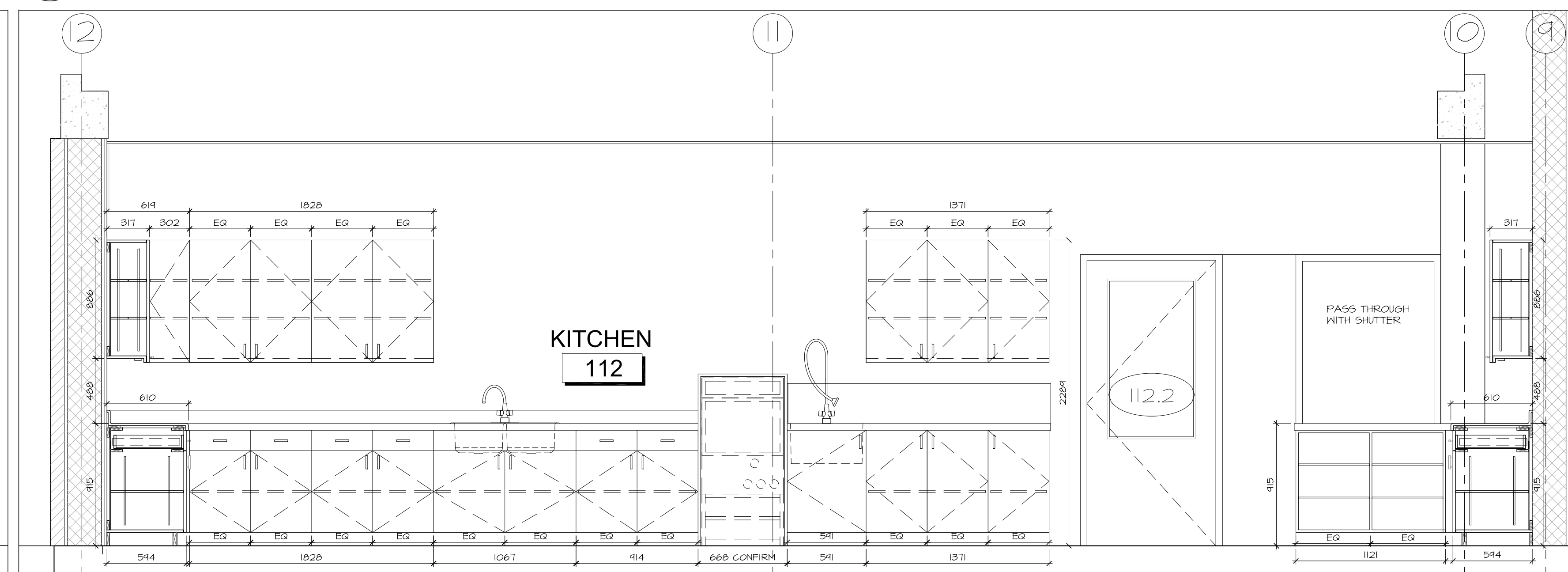
2 KITCHEN MILLWORK NORTH

A8.02 SCALE 1:25



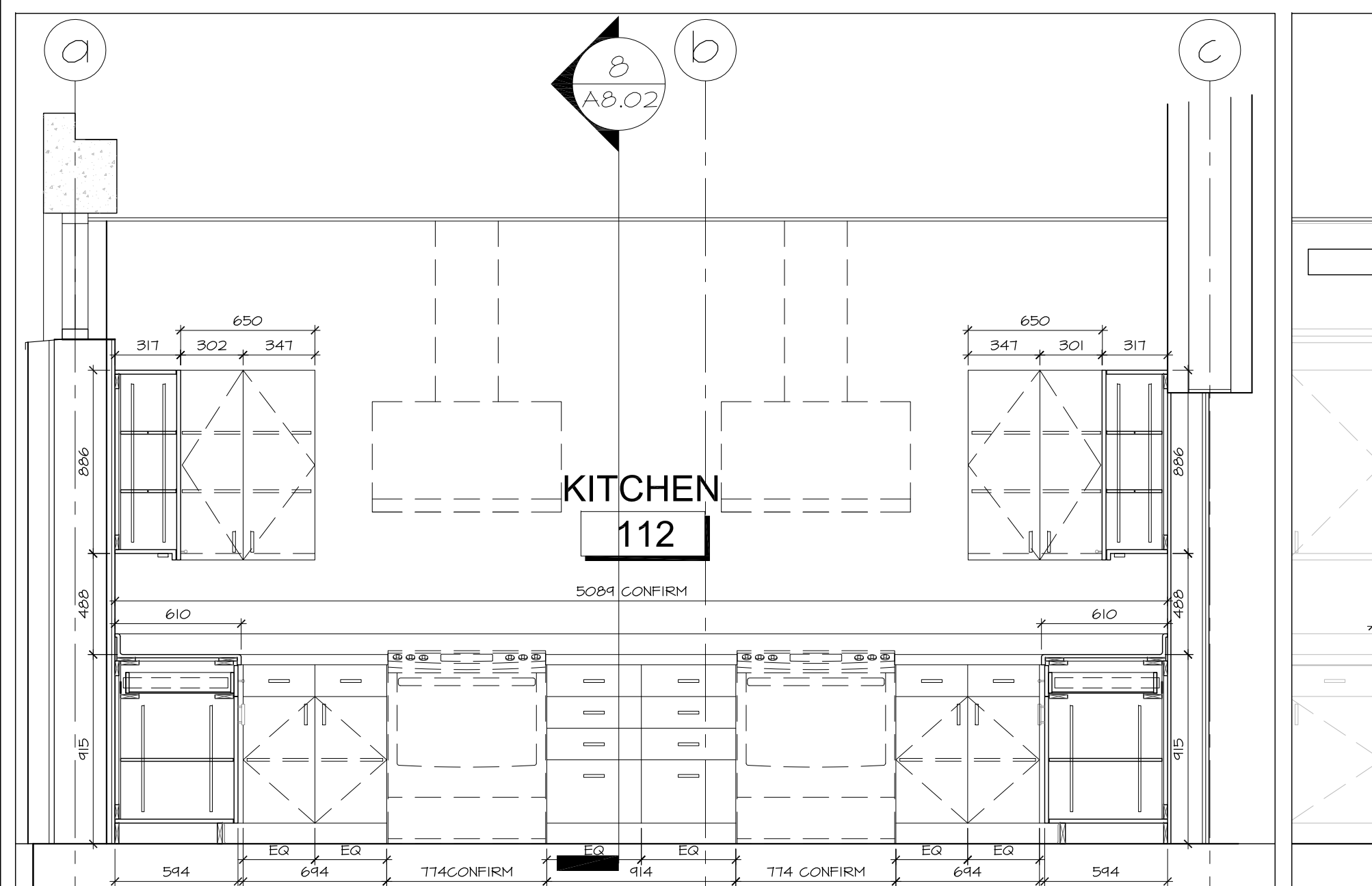
3 KITCHEN MILLWORK WEST

A8.02 SCALE 1:25



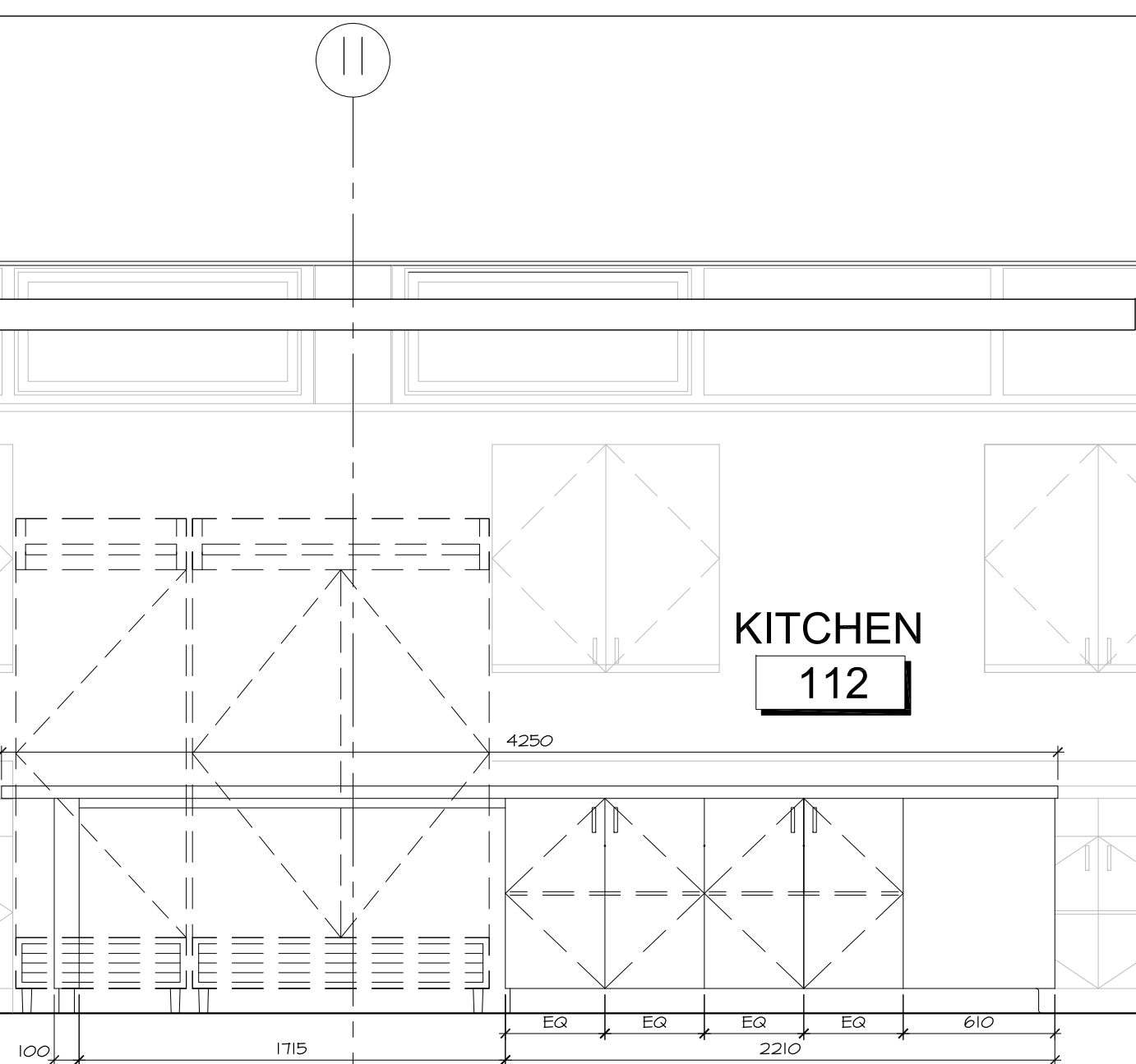
4 KITCHEN MILLWORK SOUTH

A8.02 SCALE 1:25



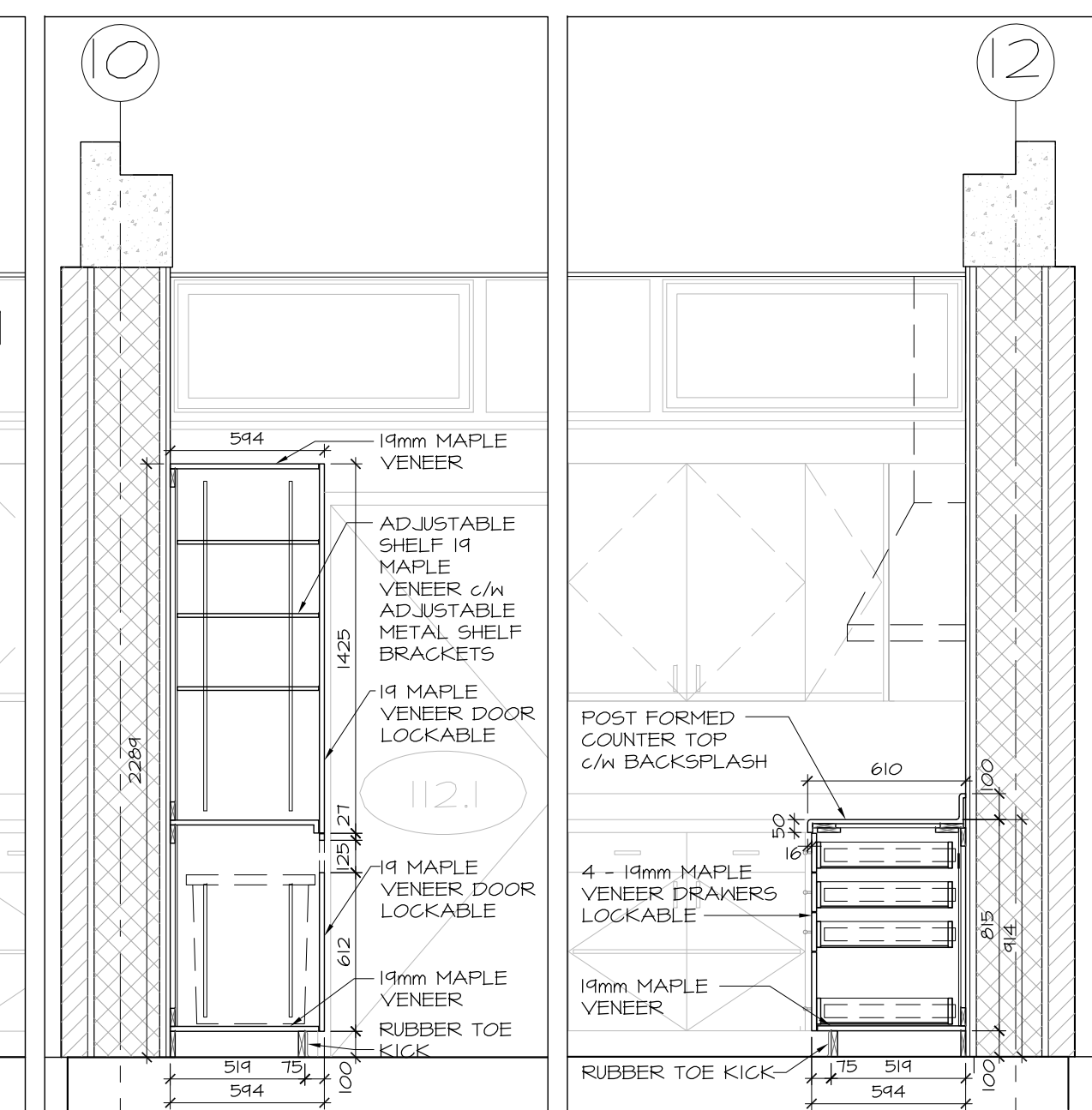
5 KITCHEN MILLWORK EAST

A8.02 SCALE 1:25



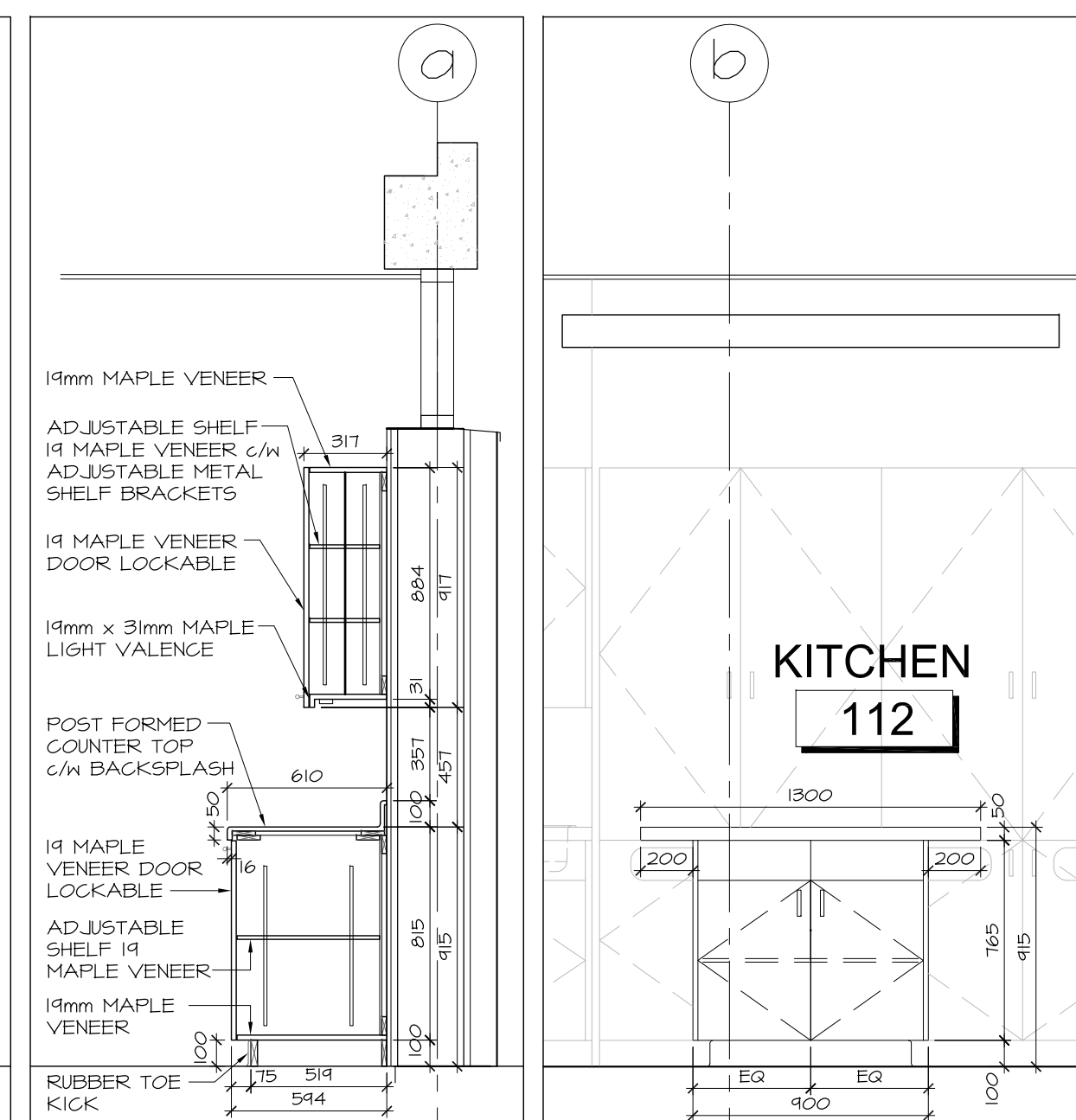
6 KITCHEN ISLAND

A8.02 SCALE 1:25



7 KITCHEN MILLWORK

A8.02 SCALE 1:25



8 KITCHEN MILLWORK

A8.02 SCALE 1:25



9 KITCHEN MILLWORK

A8.02 SCALE 1:25

no.	date	revision
1	OCT 6, 2017	ISSUED FOR BUILDING PERMIT PHASE 1

It is the responsibility of the appropriate contractor to check and verify all dimensions on site and report all errors and/or omissions to the architect.

All contractors must comply with all pertinent codes and by-laws.

Do not scale drawings.

This drawing may not be used for construction until signed.

Copyright reserved.



Hobin Architecture Incorporated
 63 Pamilla Street
 Ottawa, Ontario
 Canada K1S 3K7
 T: 613-238-7200
 F: 613-235-2005
 E: mail@hobinarc.com
 hobinarc.com

PROJECT/LOCATION:
**BOYS & GIRLS CLUB
PRINCE OF WALES**
1463 PRINCE OF WALES DR

DRAWING TITLE:
**RENOVATION
INTERIOR ELEVATIONS
MILLWORK**

DRAWN BY: DATE: SCALE:
DV MARCH 2017 1:100

PROJECT:
0015.38

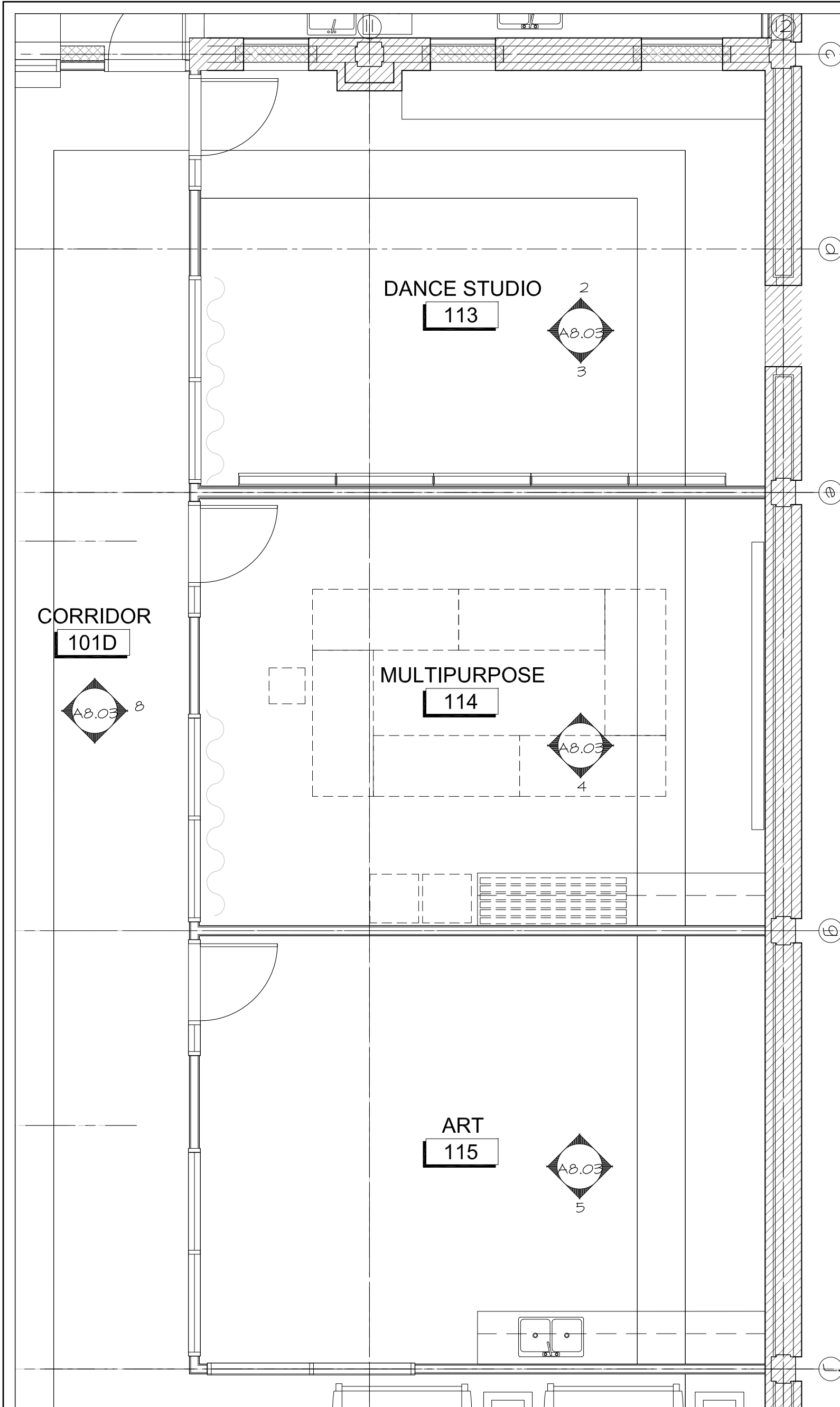
DRAWING NO.:

A8.02

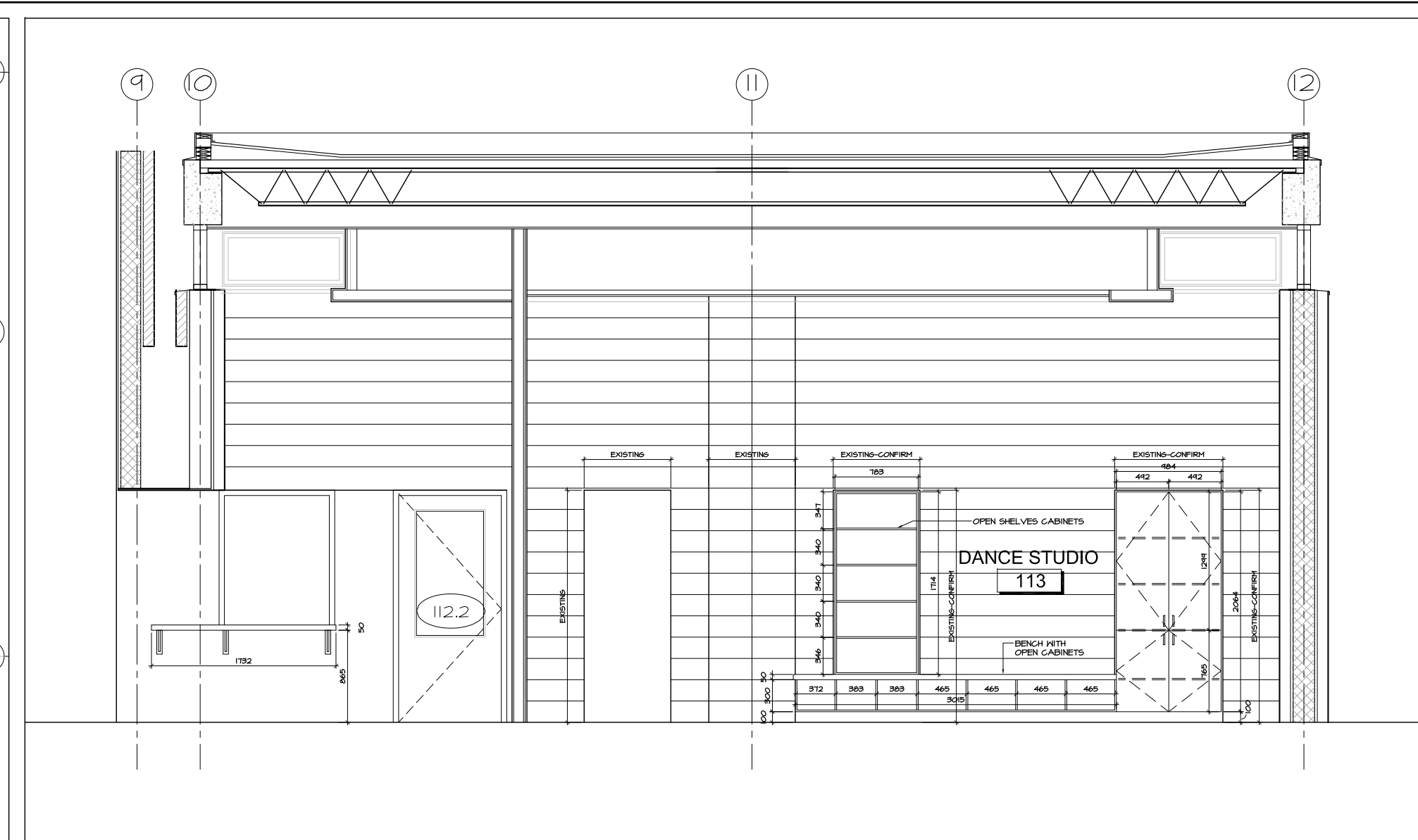
REVISION NO.:



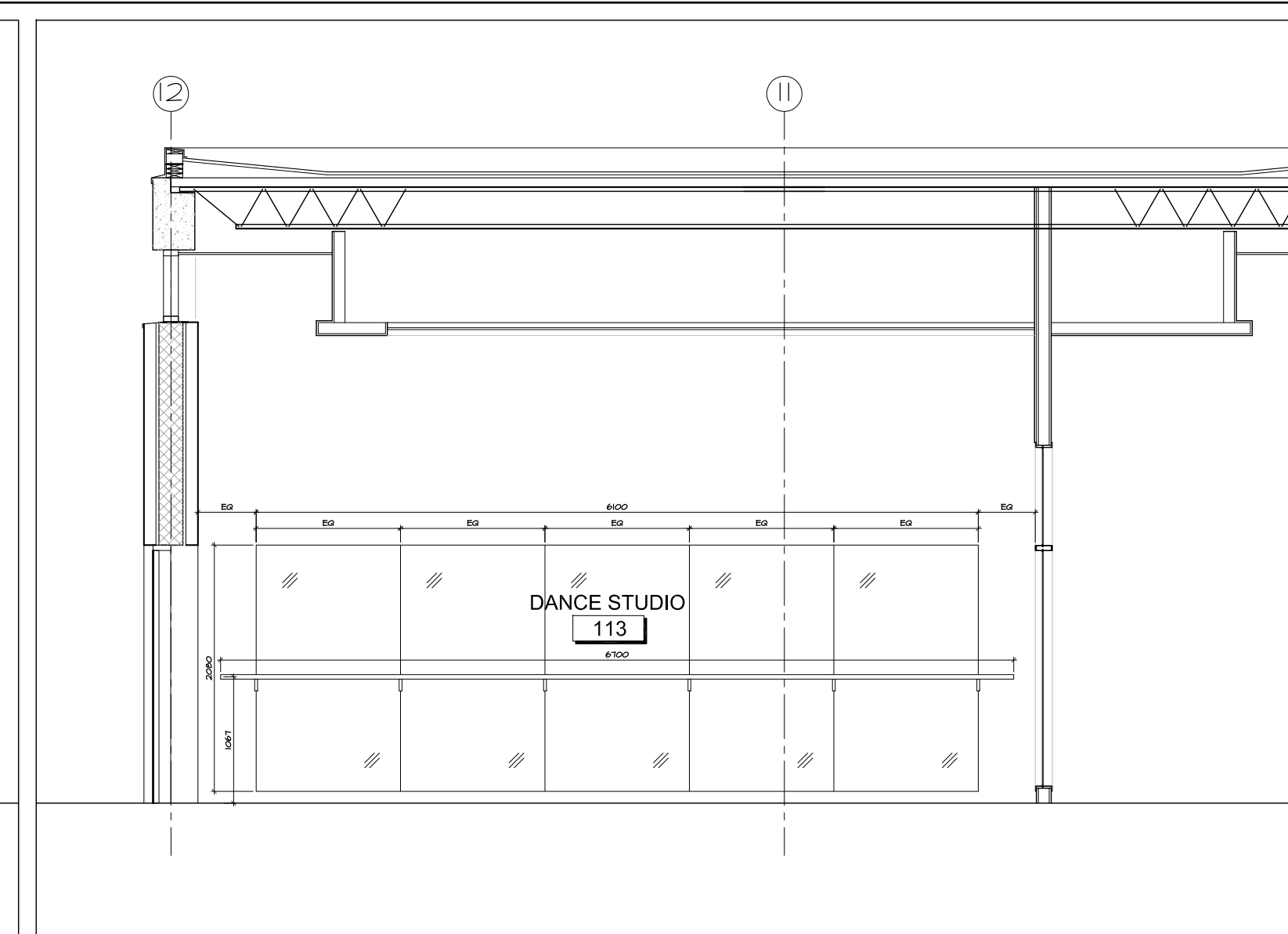
Boys & Girls Clubs of Canada
Clubs Garçons et Filles du Canada



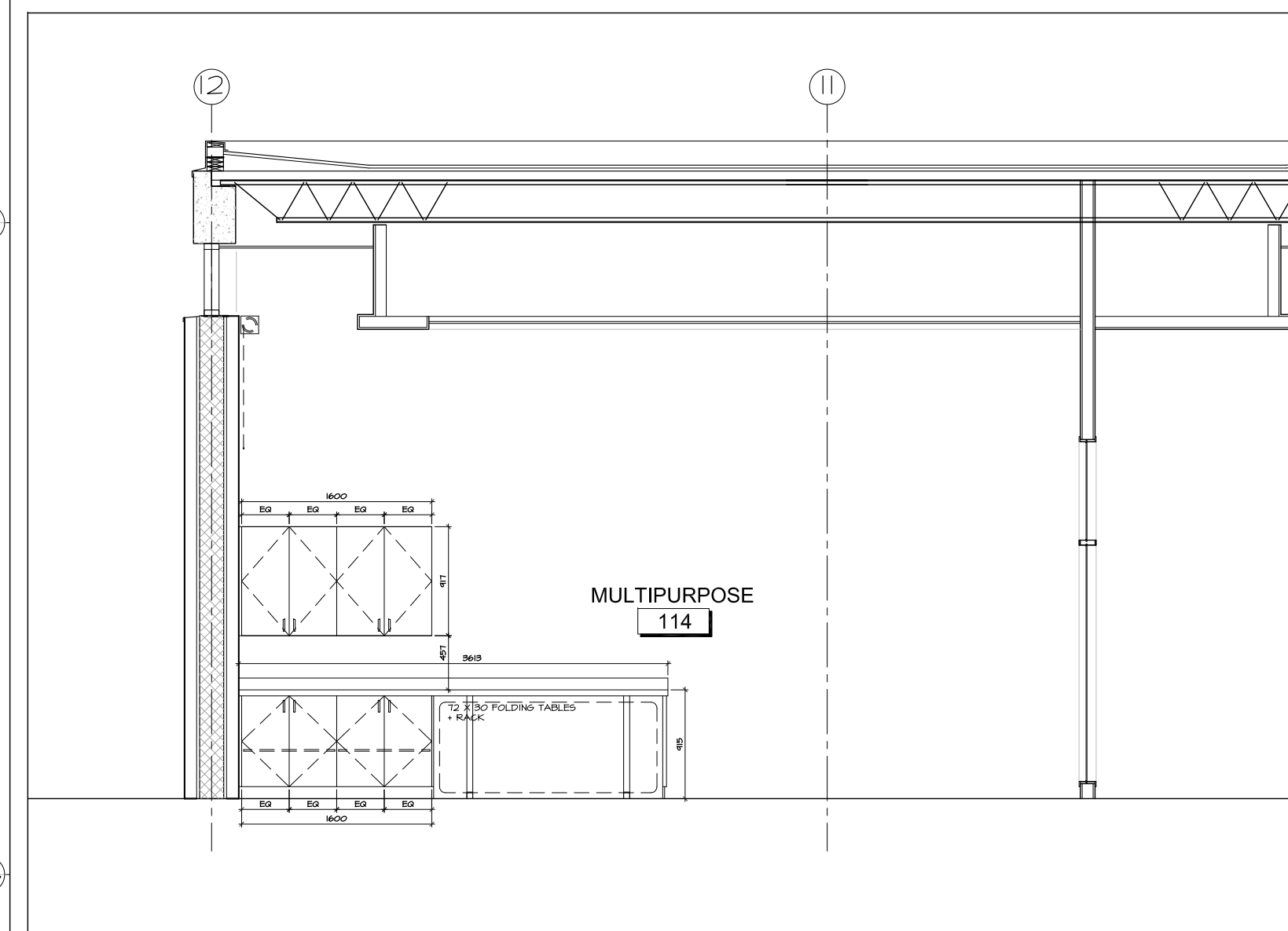
1 DANCE, MULTIPURPOSE, AND ART KEYPLAN
A8.03 SCALE 1:50
KEY PLAN



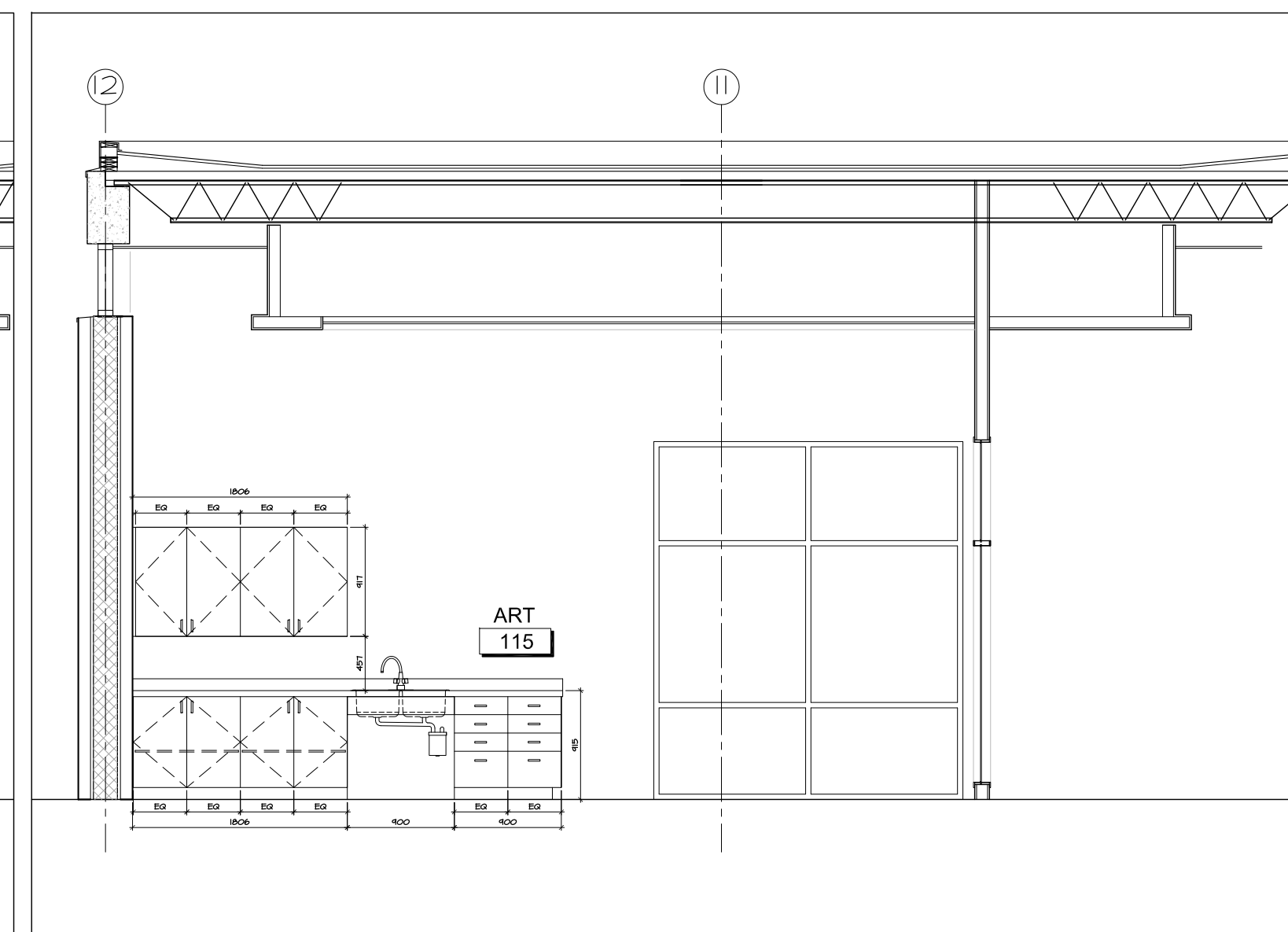
2 DANCE STUDIO NORTH WALL
A8.03 SCALE 1:50



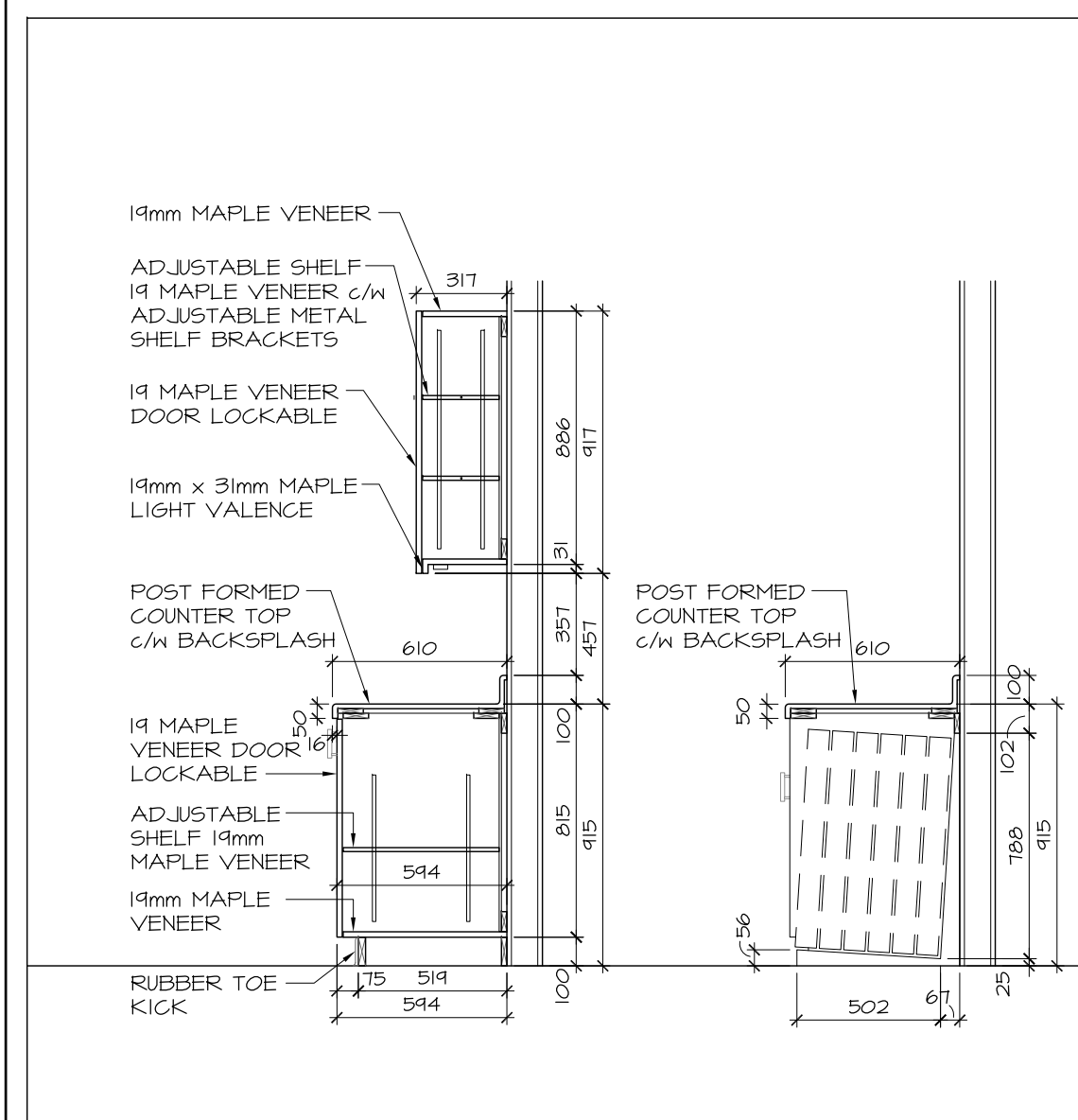
3 DANCE STUDIO SOUTH WALL
A8.03 SCALE 1:50



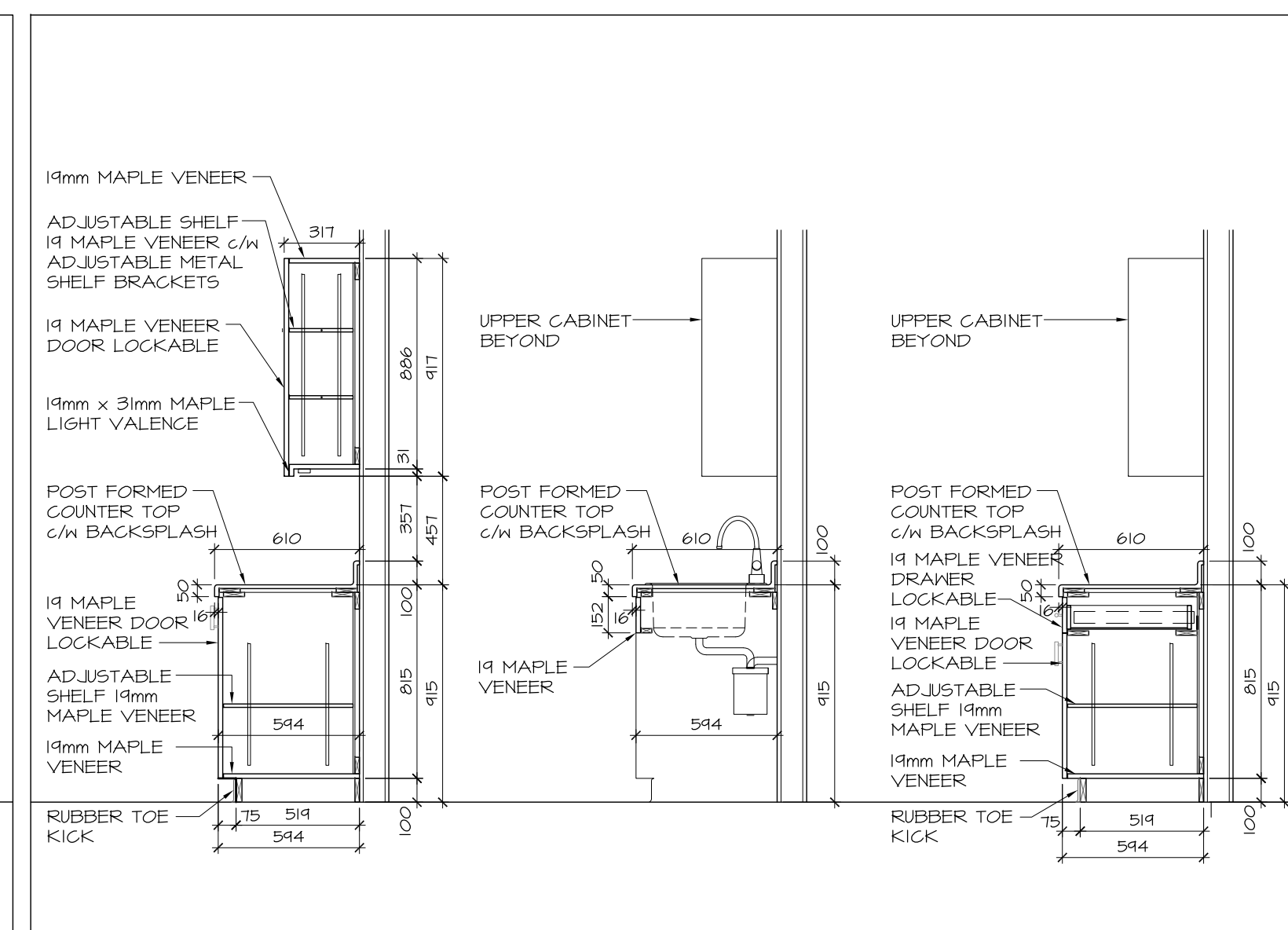
4 MULTIPURPOSE SOUTH WALL
A8.03 SCALE 1:50



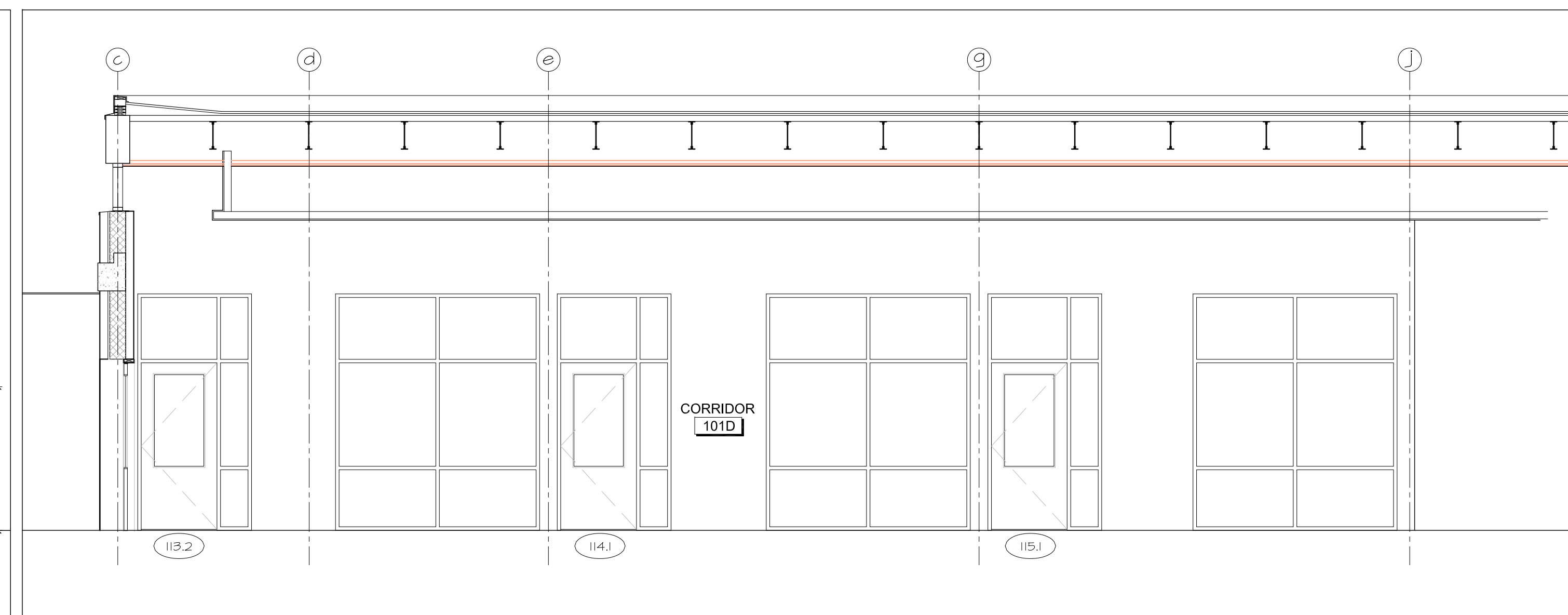
5 ART STUDIO SOUTH
A8.03 SCALE 1:50



6 MULTIPURPOSE MILLWORK SECTIONS
A8.03 SCALE 1:25



7 ART STUDIO MILLWORK SECTIONS
A8.03 SCALE 1:25



8 CORRIDOR INTERIOR ELEVATIONS
A8.03 SCALE 1:50

no.	date	revision
1	OCT 6, 2017	ISSUED FOR BUILDING PERMIT PHASE 1

It is the responsibility of the appropriate contractor to check and verify all dimensions on site and report all errors and/or omissions to the architect.

All contractors must comply with all pertinent codes and by-laws.

Do not scale drawings.
This drawing may not be used for construction until signed.

Copyright reserved.



Hobin Architecture
Incorporated
63 Pamilla Street
Ottawa, Ontario
Canada K1S 3K7
T: 613-238-7200
F: 613-235-2005
E: mail@hobinarc.com
hobinarc.com



HOBIN
ARCHITECTURE

PROJECT/LOCATION:
**BOYS & GIRLS CLUB
PRINCE OF WALES**
1463 PRINCE OF WALES DR

DRAWING TITLE:
**RENOVATION
INTERIOR ELEVATIONS
MILLWORK**

DRAWN BY: DATE: SCALE:
DV MARCH 2017 1:100

PROJECT:
0015.38

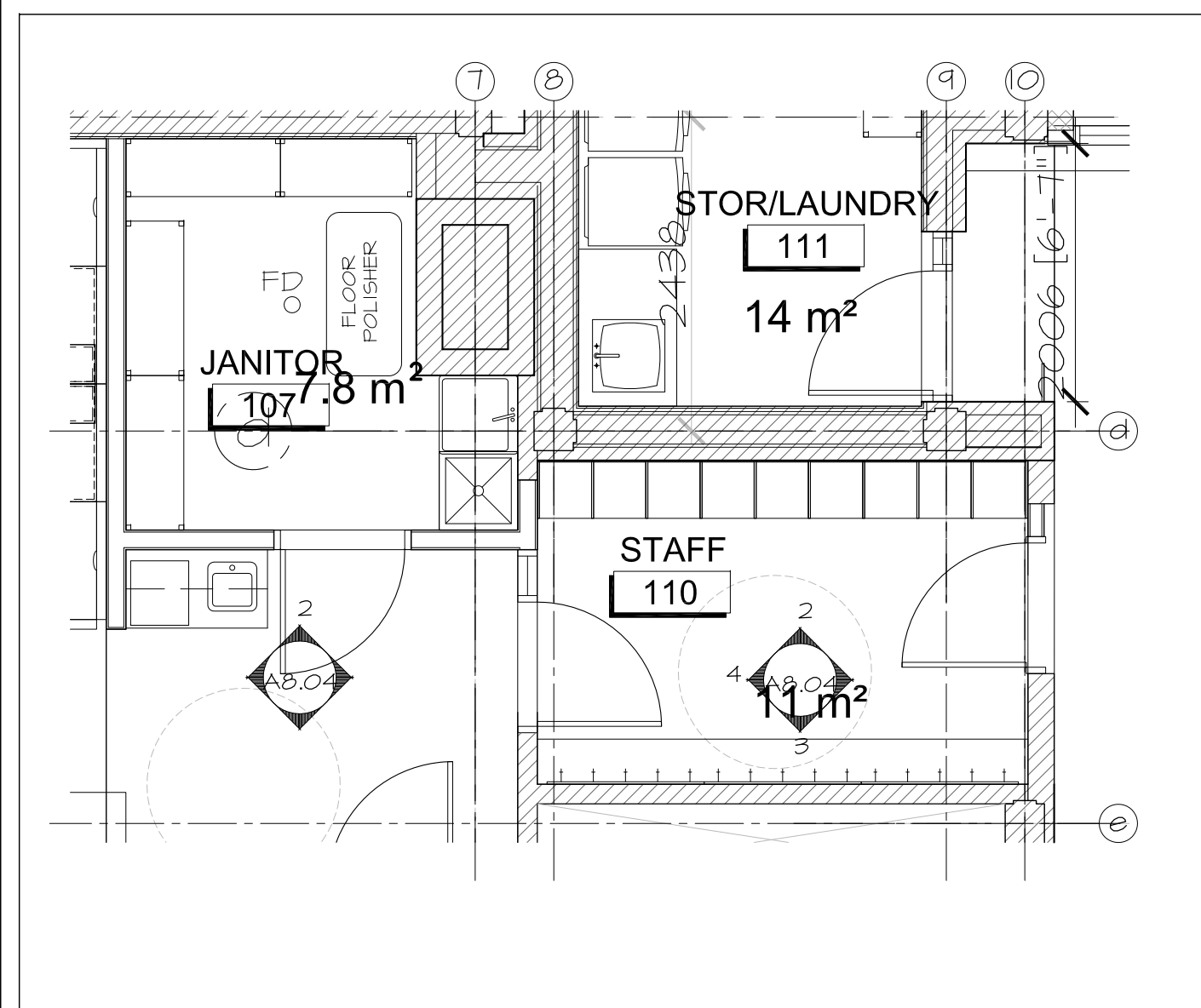
DRAWING NO.:

A8.03

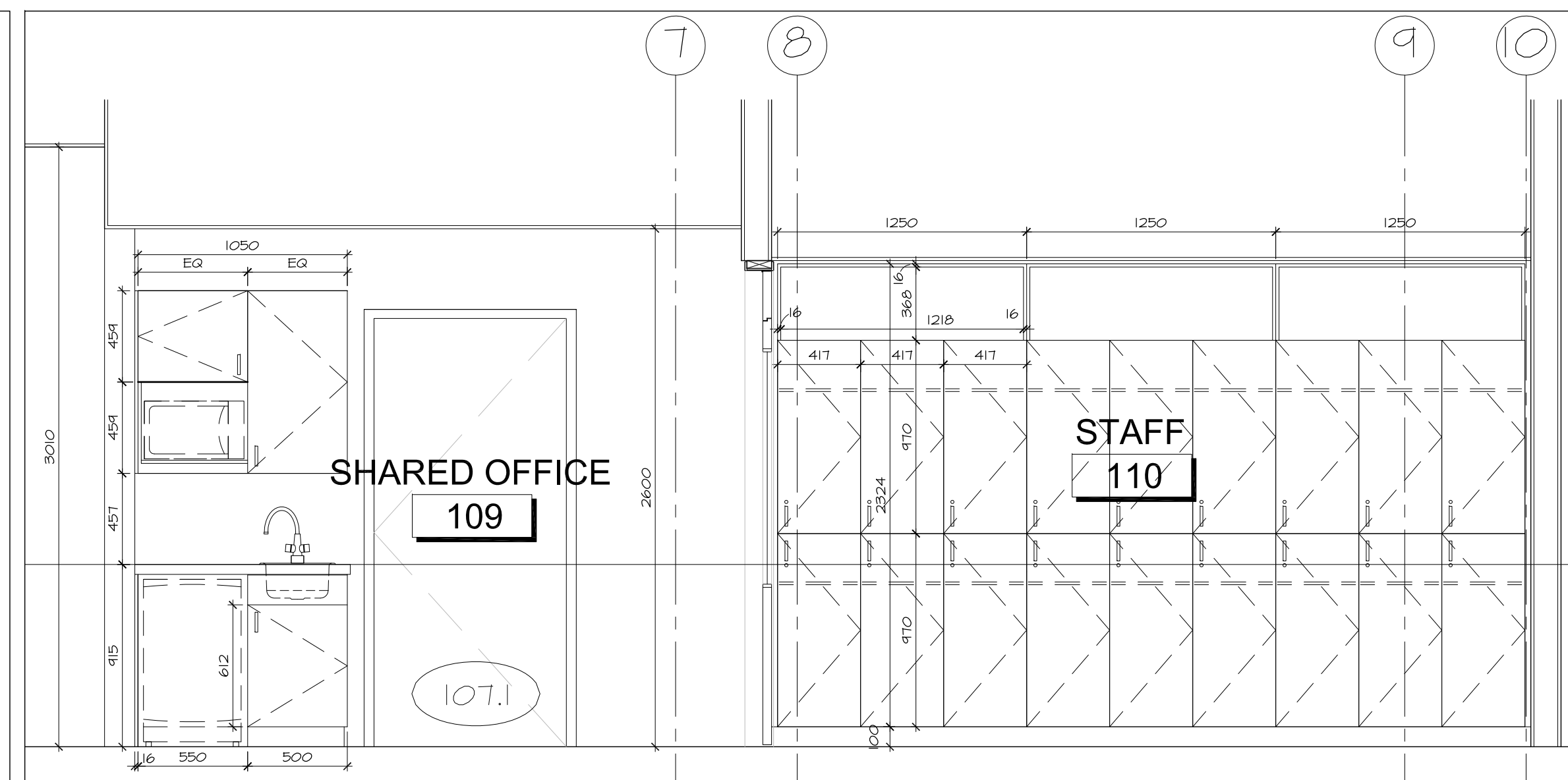
REVISION NO.:



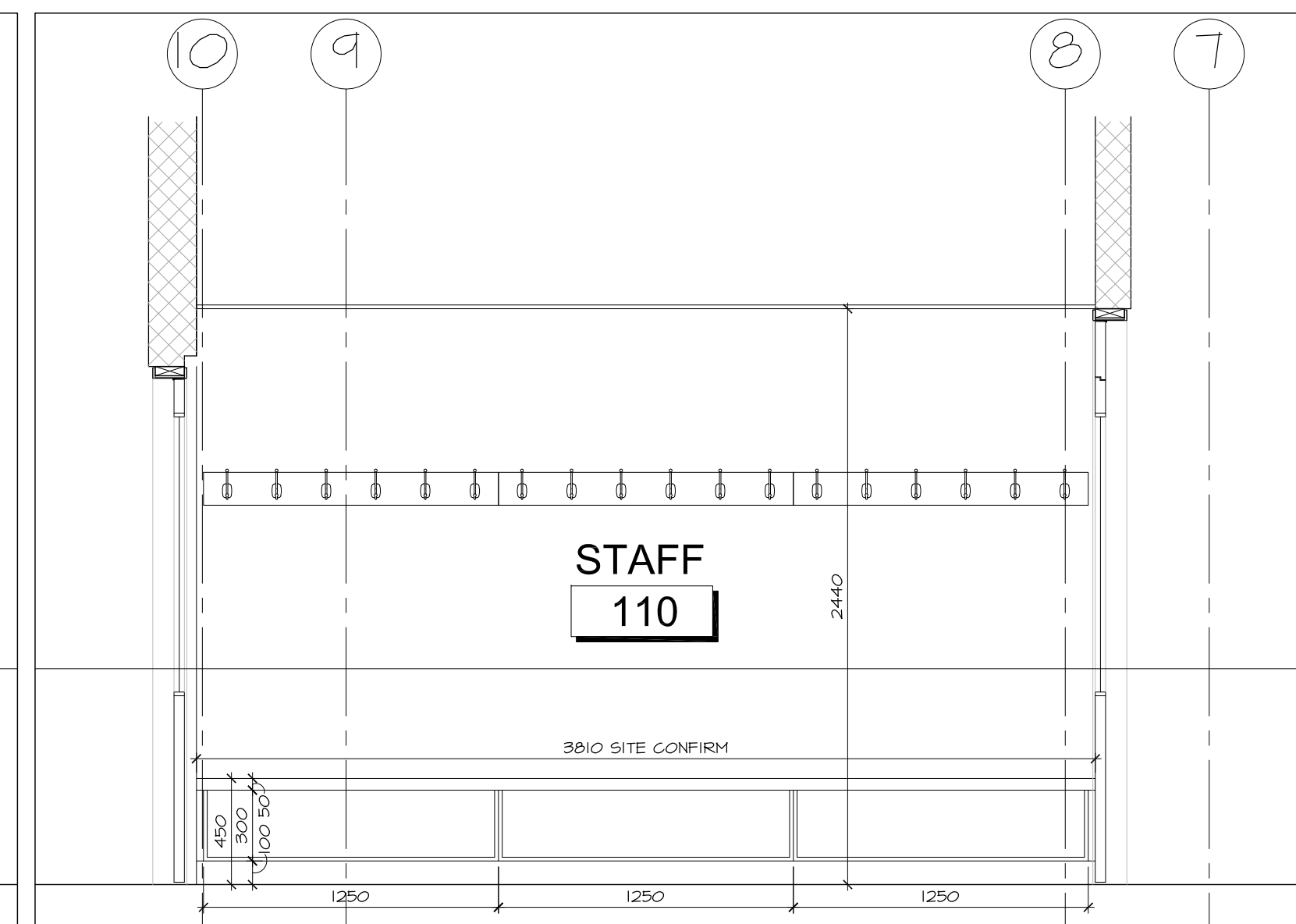
Boys & Girls Clubs of Canada
Clubs Garçons et Filles du Canada



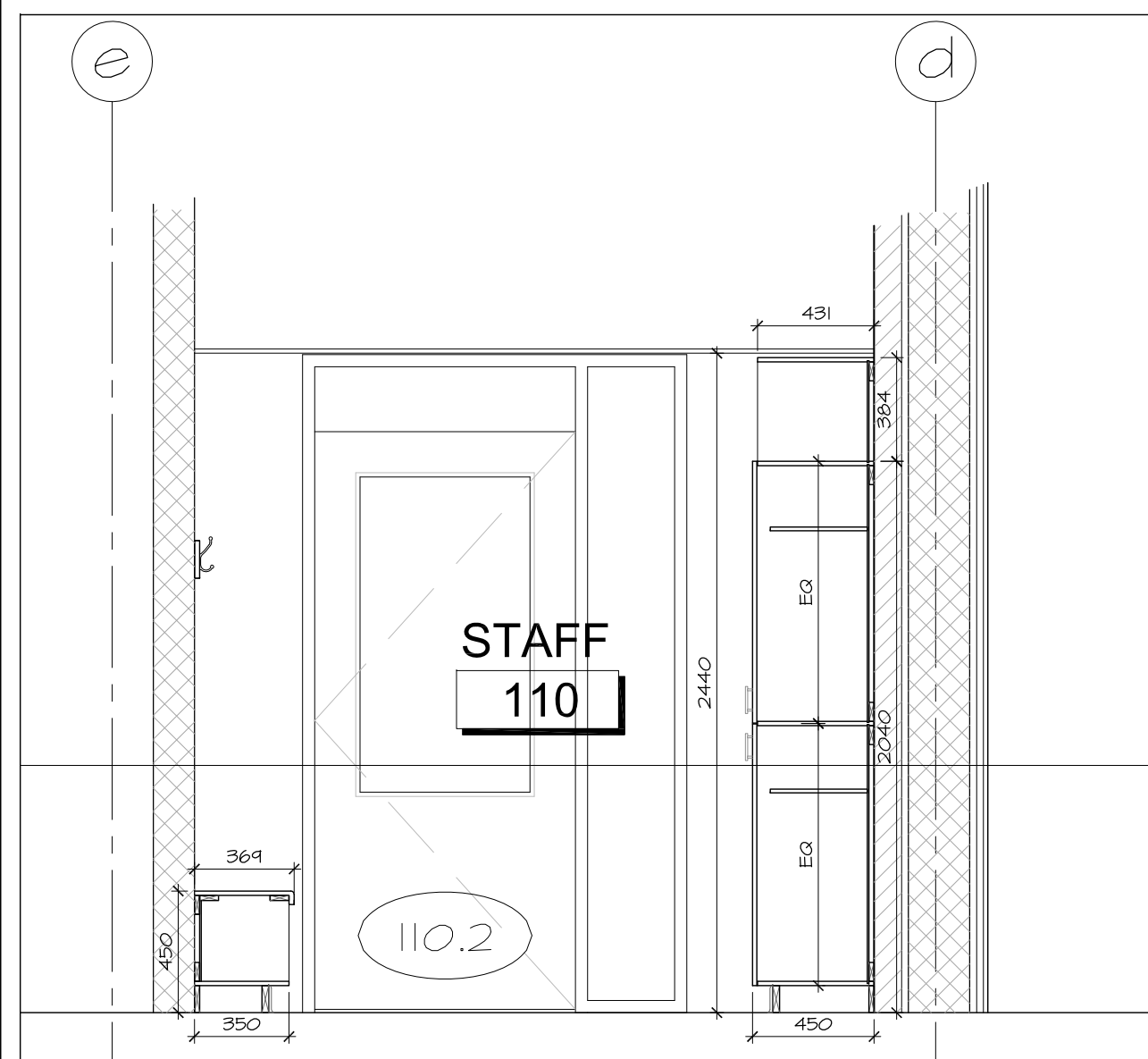
1 STAFF LOCKERS KEYPLAN
A8.04 SCALE 1:50



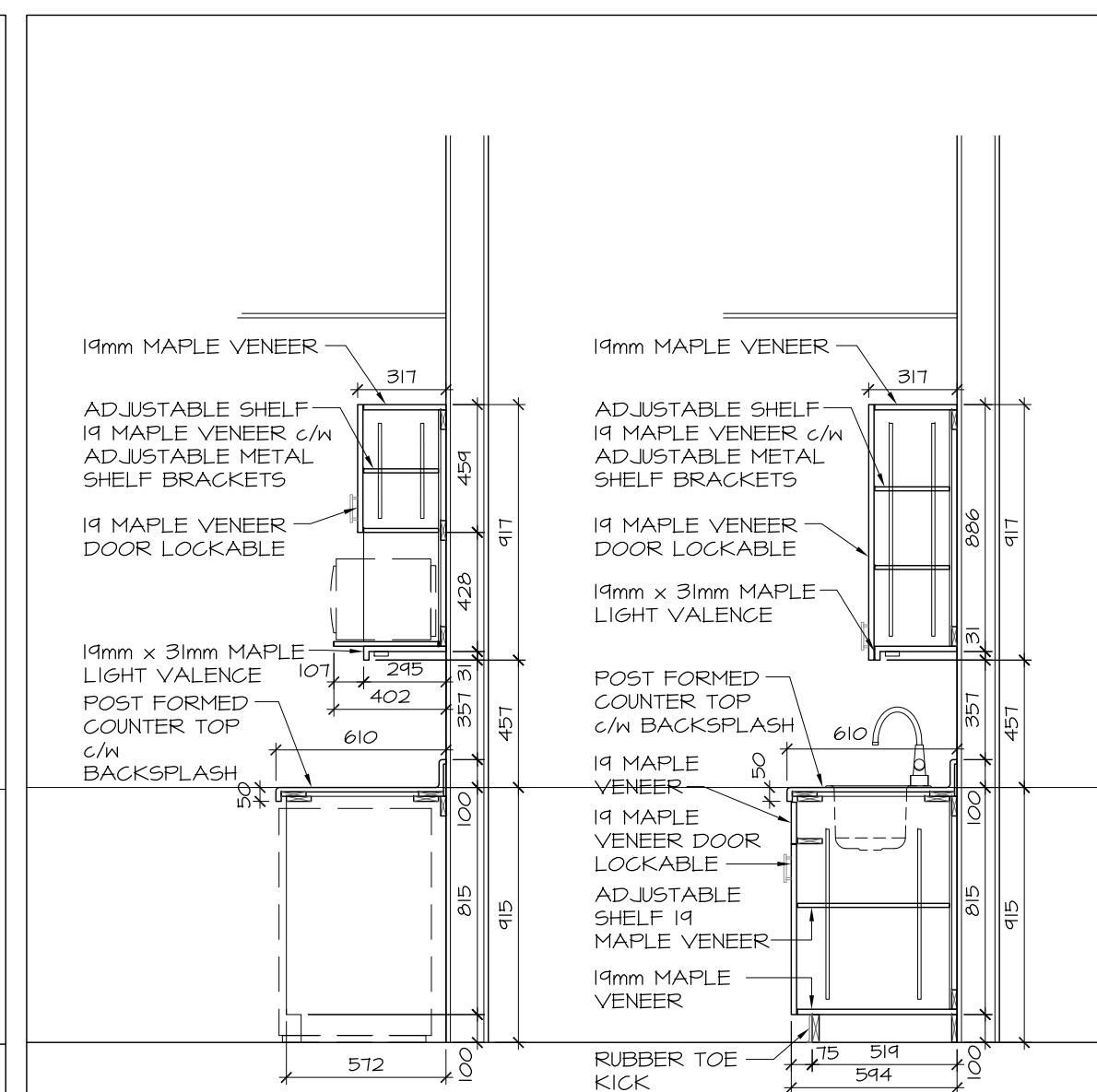
2 STAFF LOCKERS NORTH
A8.04 SCALE 1:25



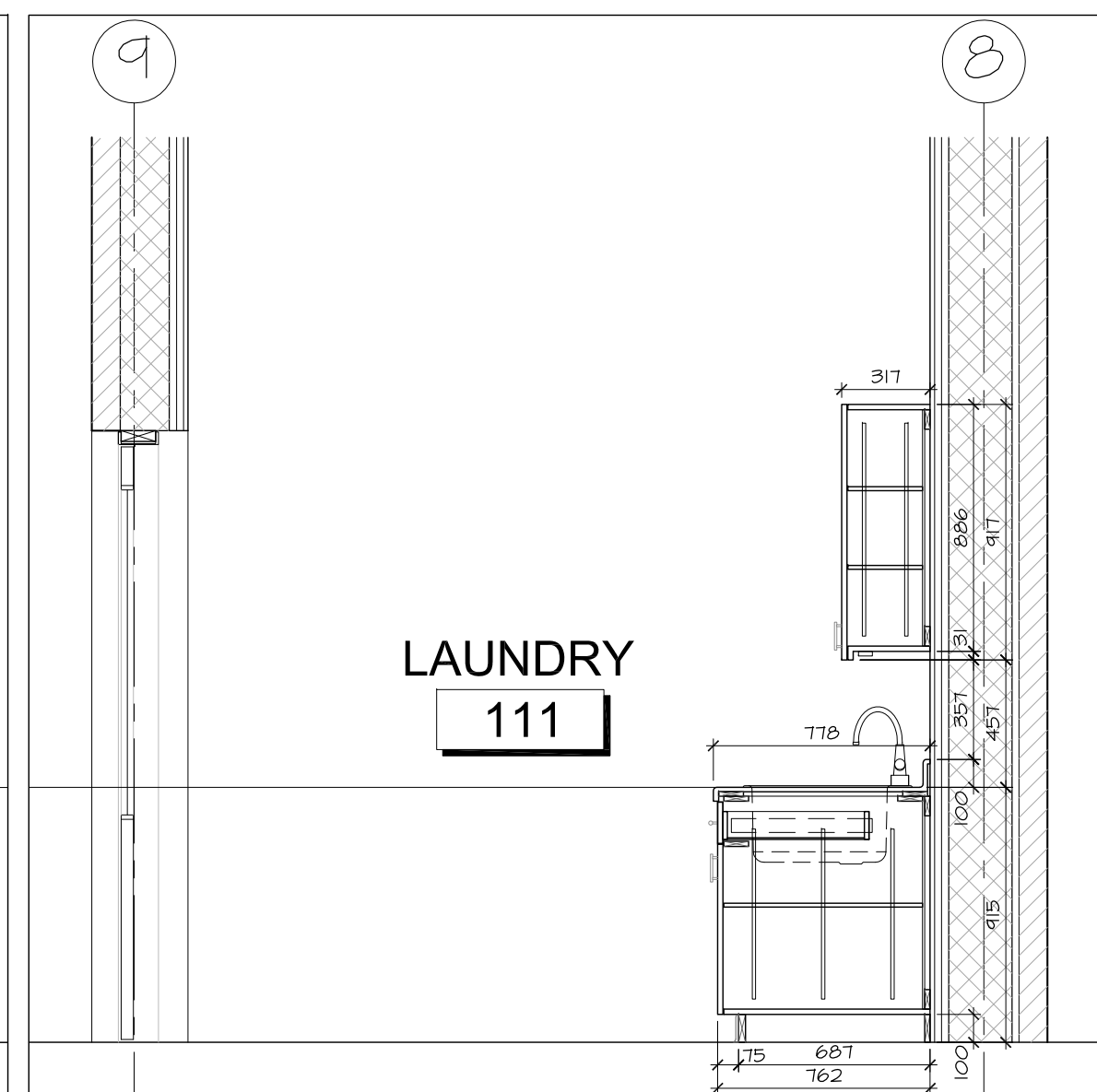
3 STAFF LOCKERS SOUTH
A8.04 SCALE 1:25



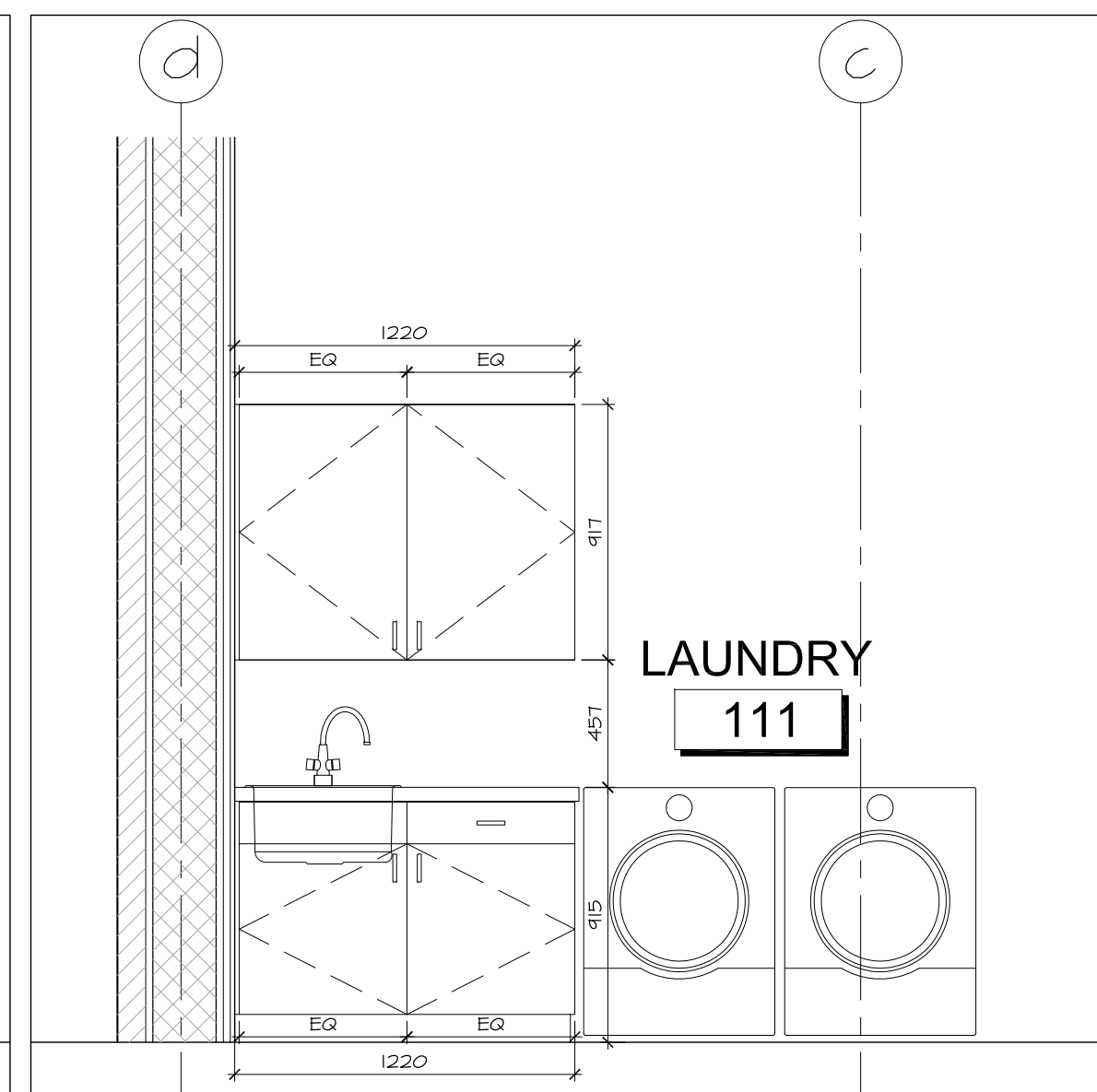
4 STAFF MILLWORK WEST
A8.04 SCALE 1:25



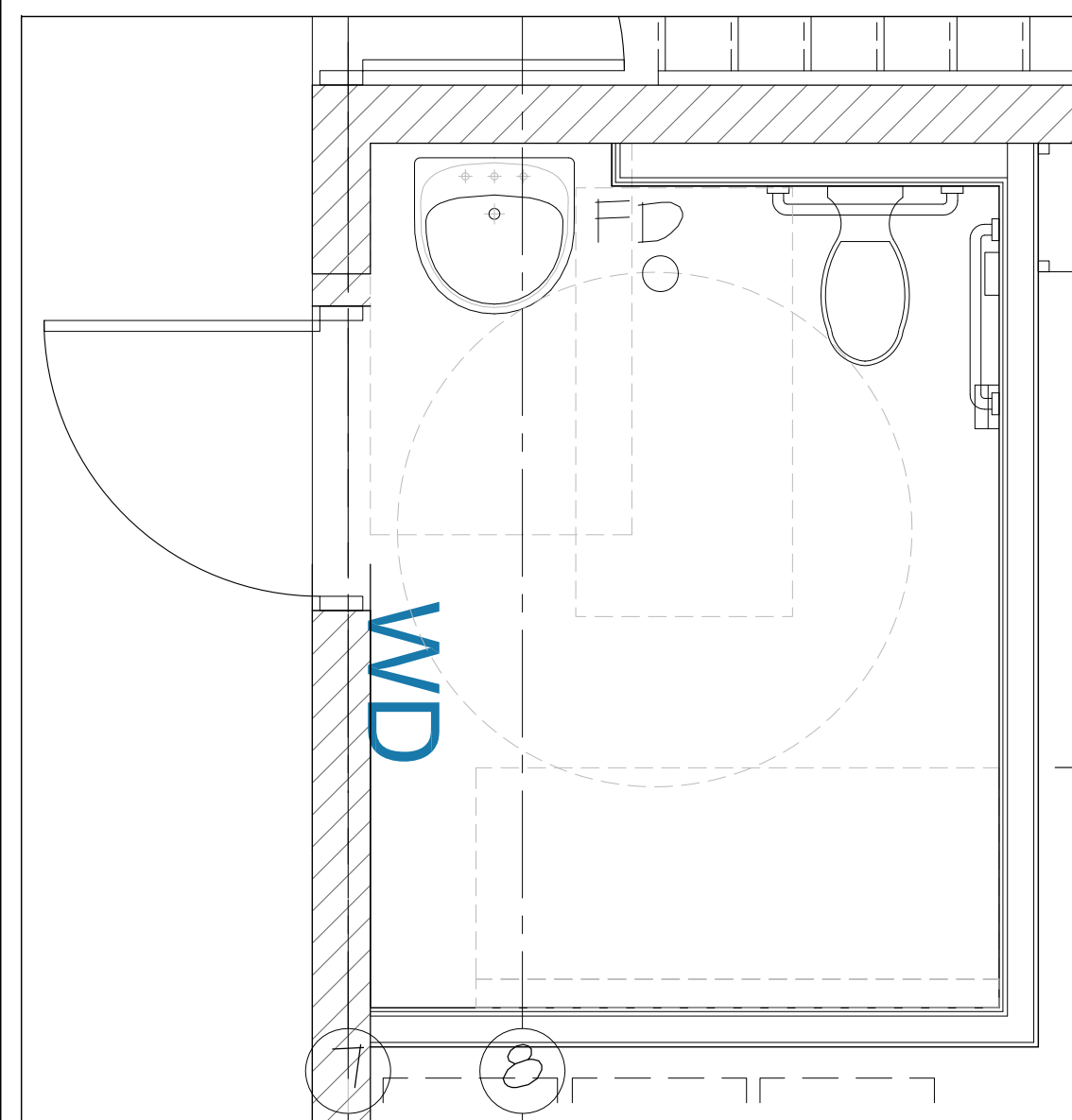
5 STAFF MILLWORK SECTIONS
A8.04 SCALE 1:25



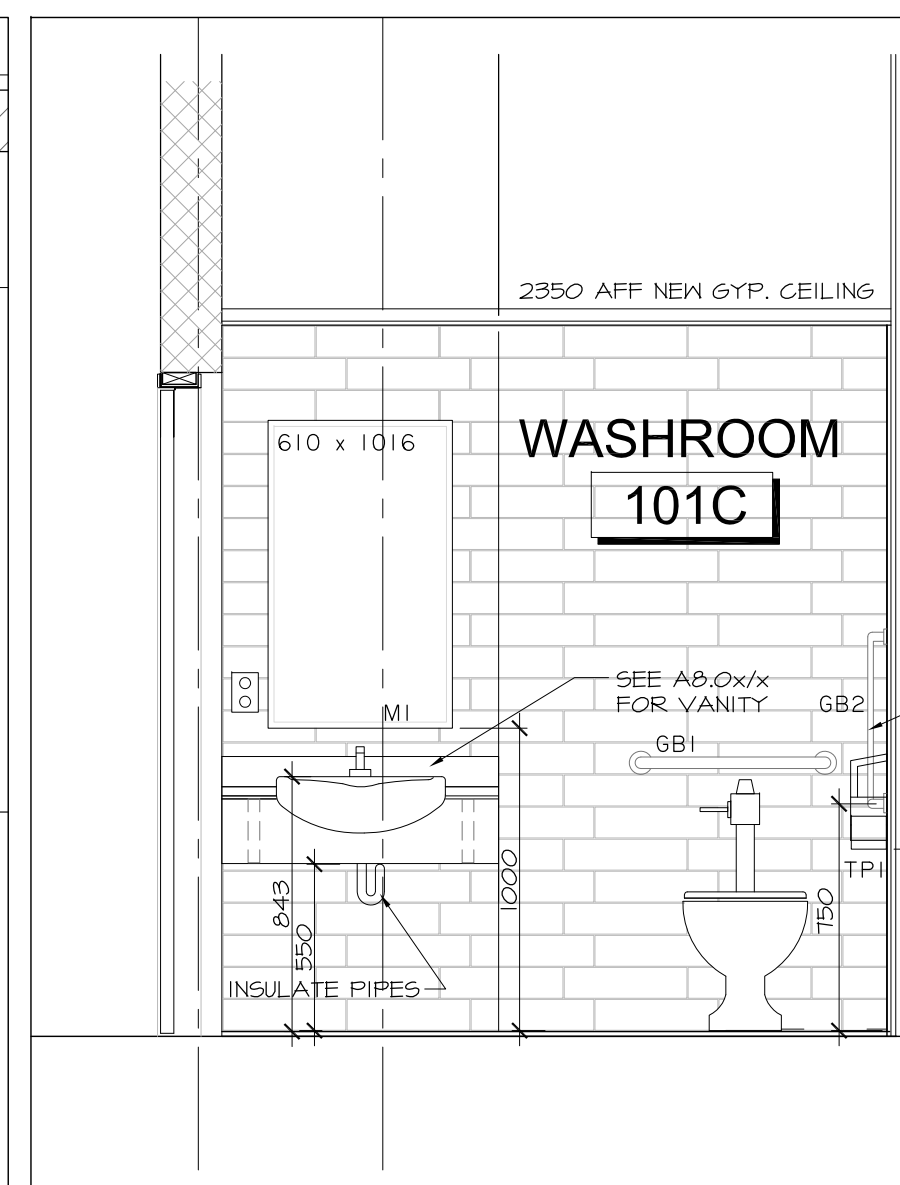
6 LAUNDRY MILLWORK SECTIONS
A8.04 SCALE 1:25



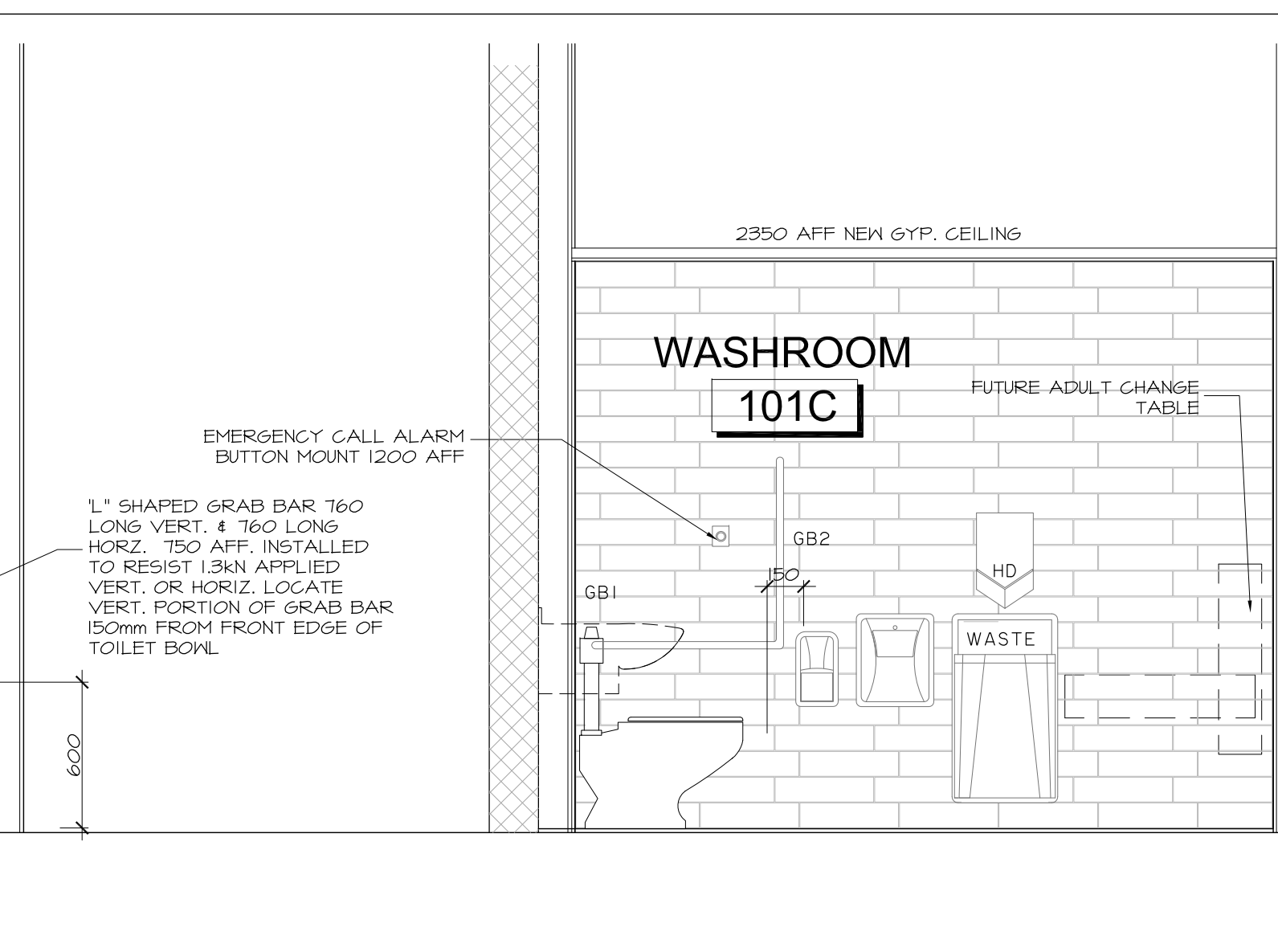
7 LAUNDRY MILLWORK ELEVATIONS
A8.04 SCALE 1:25



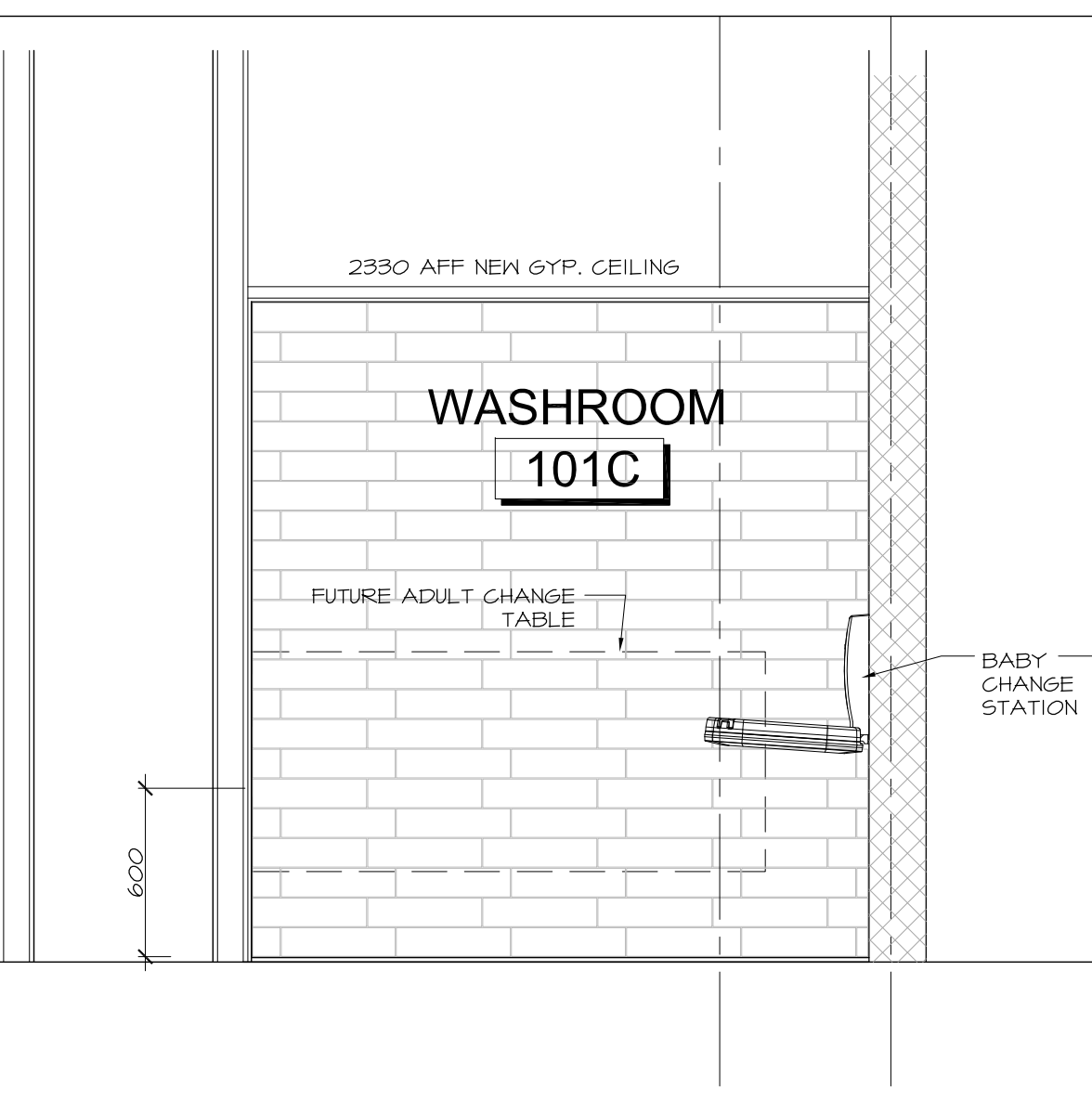
8 UNIVERSAL TOILET PLAN
A8.04 SCALE 1:25 KEYPLAN



9 UNIVERSAL TOILET NORTH
A8.04 SCALE 1:25



10 UNIVERSAL TOILET EAST
A8.04 SCALE 1:25



11 UNIVERSAL TOILET SOUTH
A8.04 SCALE 1:25



12 UNIVERSAL TOILET WEST
A8.04 SCALE 1:25

1 OCT 6, 2017 ISSUED FOR BUILDING PERMIT PHASE 1
no. date revision
It is the responsibility of the appropriate contractor to check and verify all dimensions on site and report all errors and/or omissions to the architect.
All contractors must comply with all pertinent codes and by-laws.
Do not scale drawings.
This drawing may not be used for construction until signed.
Copyright reserved.



Hobin Architecture Incorporated
63 Pamilla Street
Ottawa, Ontario
Canada K1S 3K7
T: 613-238-7200
F: 613-235-2005
E: mail@hobinarc.com
hobinarc.com
HOBIN ARCHITECTURE

PROJECT/LOCATION:
BOYS & GIRLS CLUB
PRINCE OF WALES
1463 PRINCE OF WALES DR

DRAWING TITLE:
RENOVATION
INTERIOR ELEVATIONS
MILLWORK

DRAWN BY: DATE: SCALE:
DV MARCH 2017 1:100

PROJECT:
0015.38

DRAWING NO.:

A8.04

REVISION NO.:

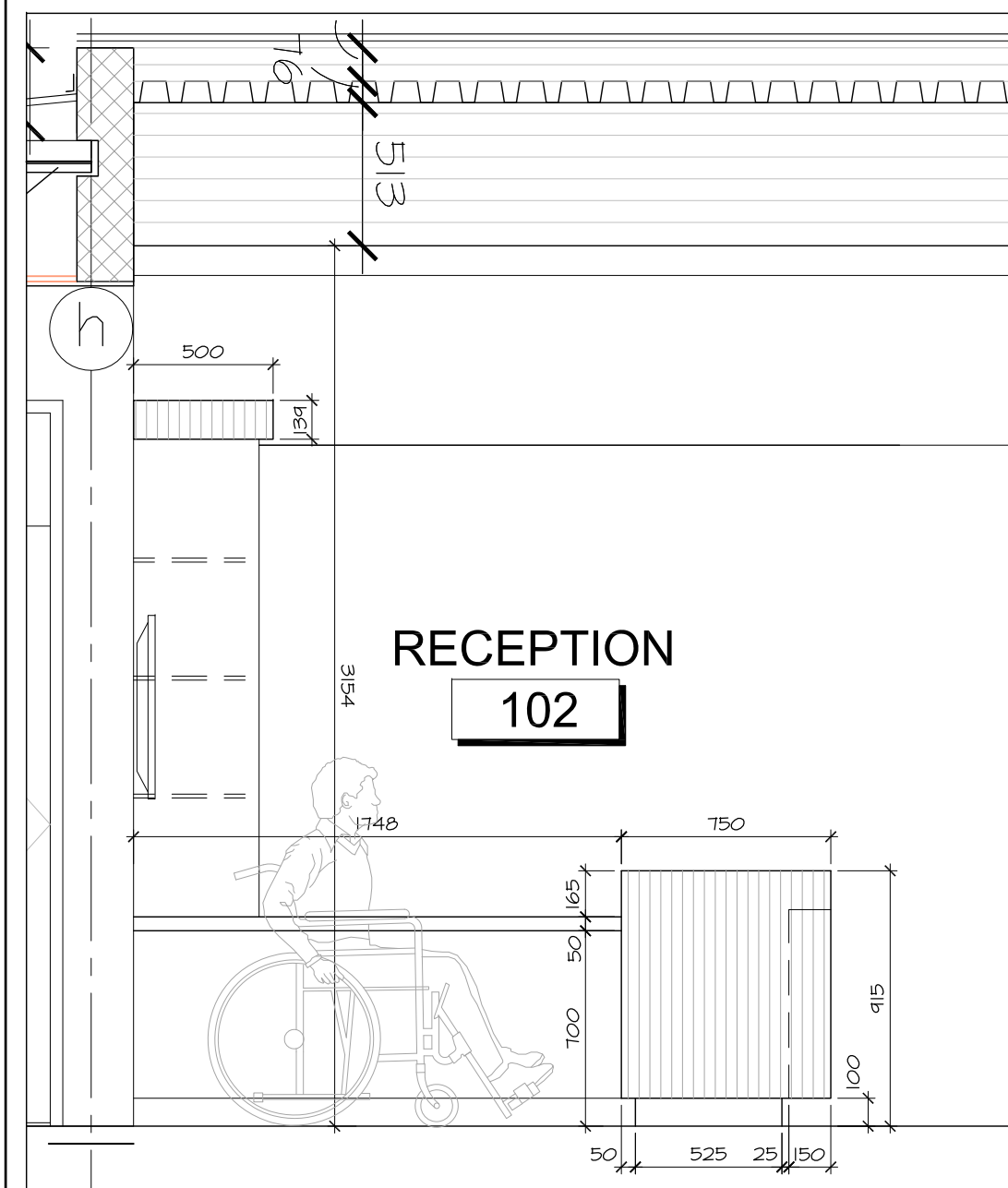


Boys & Girls Clubs of Canada
Clubs Garçons et Filles du Canada

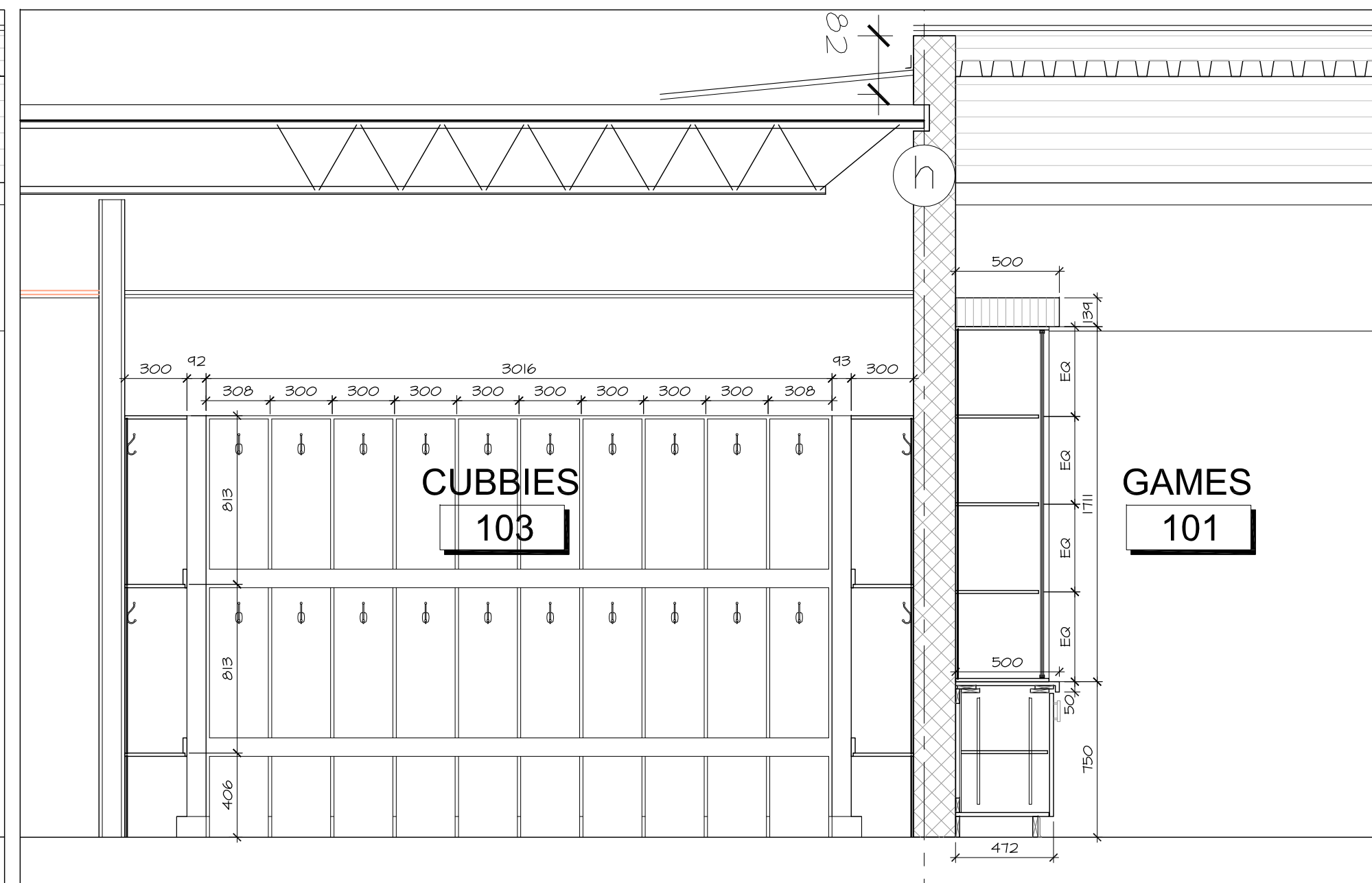


1 RECEPTION / CUBBIES KEYPLAN
A8.05 SCALE 1:50
KEY PLAN

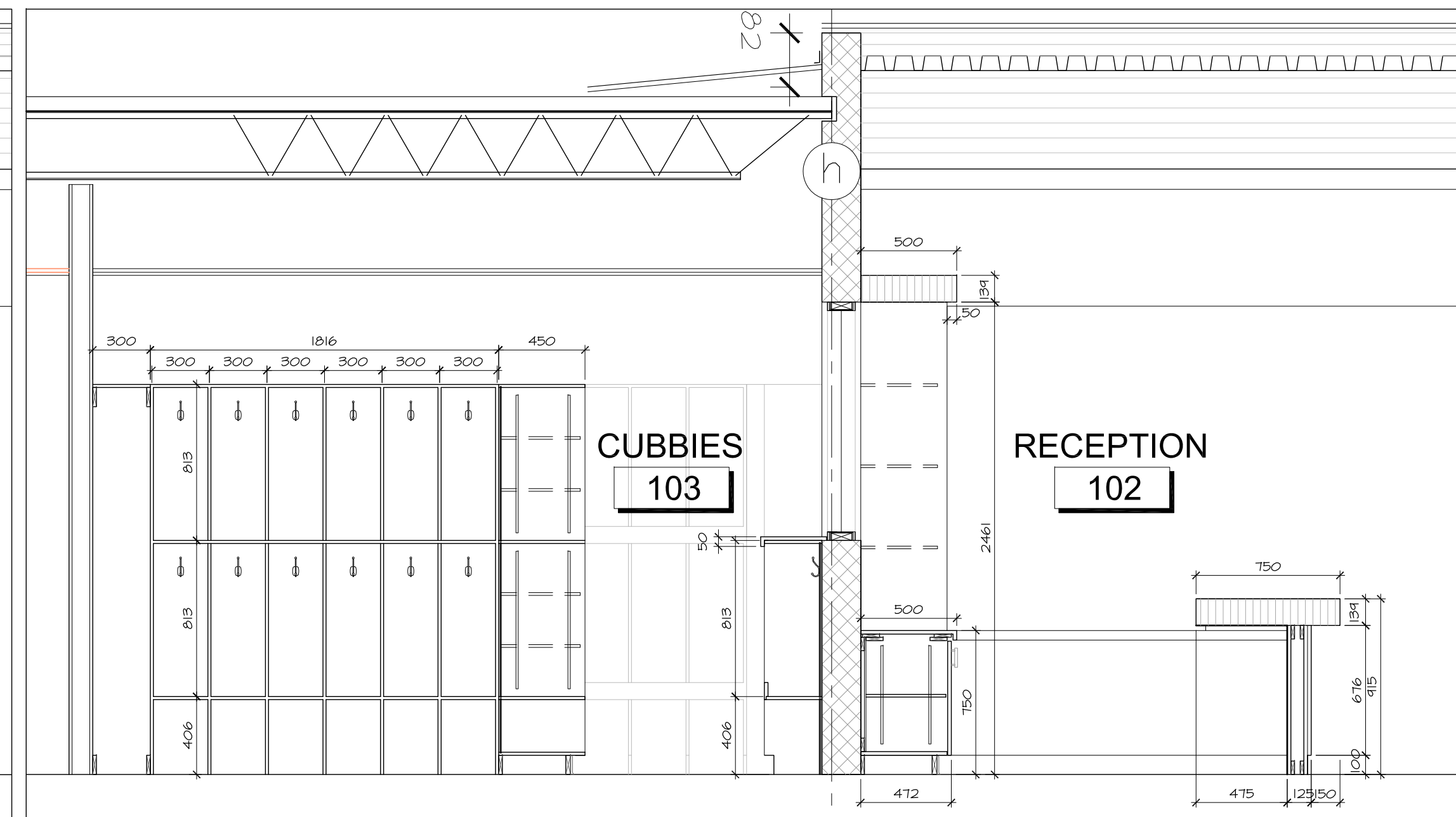
2 RECEPTION SOUTH ELEVATION
A8.05 SCALE 1:25



3 RECEPTION WEST ELEVATION
A8.05 SCALE 1:25

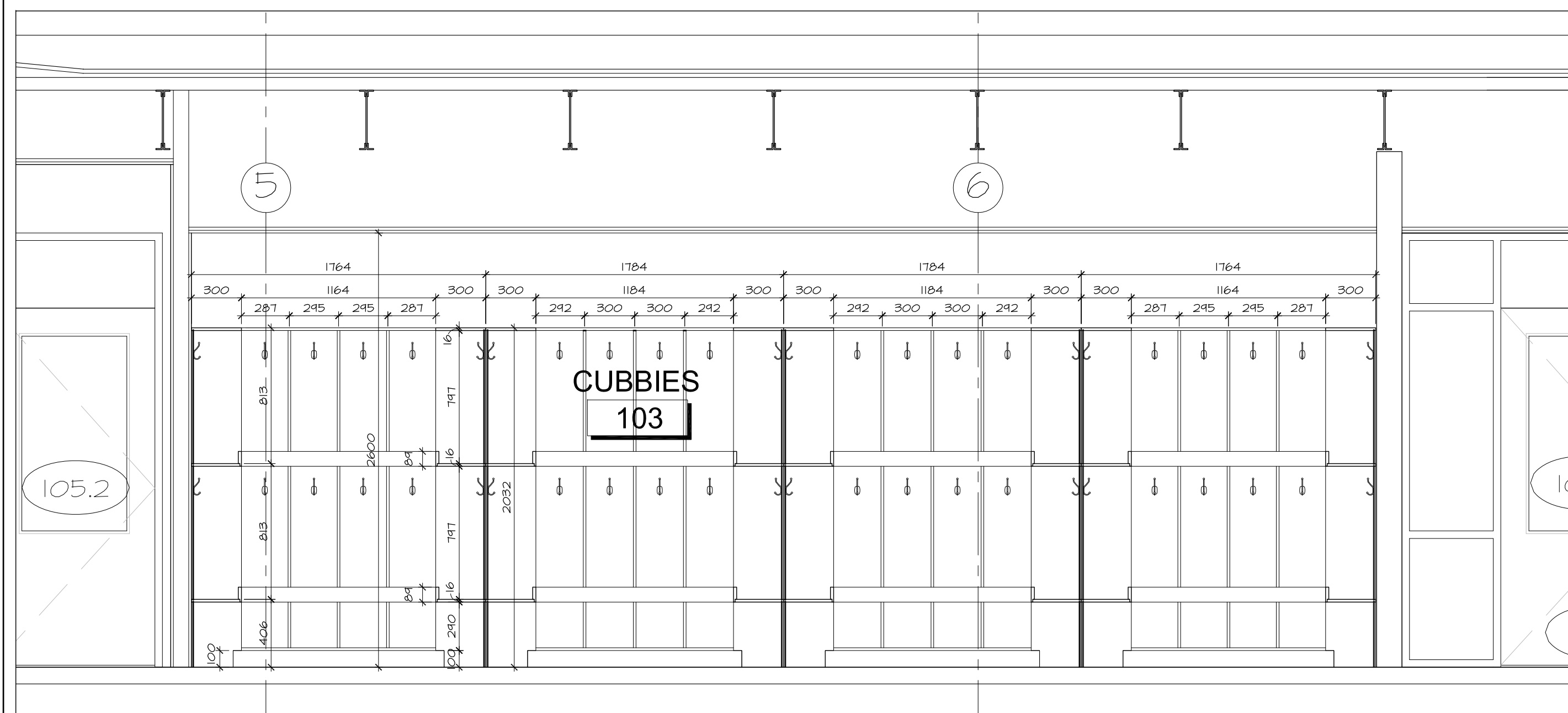


4 CUBBIES EAST ELEVATION
A8.05 SCALE 1:25



5 RECEPTION EAST SECTION
A8.05 SCALE 1:25

6 CUBBIES MIDDLE BAY
A8.05 SCALE 1:25



7 CUBBIES NORTH ELEVATION
A8.05 SCALE 1:25

no.	date	revision
1	OCT 6, 2017	ISSUED FOR BUILDING PERMIT PHASE 1

It is the responsibility of the appropriate contractor to check and verify all dimensions on site and report all errors and/or omissions to the architect.

All contractors must comply with all pertinent codes and by-laws.

Do not scale drawings.

This drawing may not be used for construction until signed.

Copyright reserved.



Hobin Architecture Incorporated
63 Pamilla Street
Ottawa, Ontario
Canada K1S 3K7
T: 613-238-7200
F: 613-235-2005
E: mail@hobinarc.com
hobinarc.com



HOBIN
ARCHITECTURE

PROJECT/LOCATION:
**BOYS & GIRLS CLUB
PRINCE OF WALES**
1463 PRINCE OF WALES DR

DRAWING TITLE:
**RENOVATION
INTERIOR ELEVATIONS
MILLWORK**

DRAWN BY: DV	DATE: MARCH 2017	SCALE: 1:100
PROJECT: 0015.38		DRAWING NO.:
		A8.05
		REVISION NO.: