

# RE-ISSUED FOR CONSTRUCTION

## MAY 14, 2018



### ARCHITECTURAL DRAWINGS

HOBIN ARCHITECTURE

- A0.01 CODE MATRIX
- D1.01 DEMOLITION PLAN
- A1.00 SITEPLAN
- A1.01 STANDARD NOTES & WALL ASSEMBLIES
- A2.01 FLOOR PLAN - FOUNDATION
- A2.02 FLOOR PLAN - GROUND FLOOR
- A2.03 FLOOR PLAN - ROOF PLAN
- A2.04 REFLECTED CEILING PLAN - GROUND
- A3.01 ELEVATIONS - SOUTH & EAST
- A3.02 ELEVATIONS - NORTH & WEST
- A3.03 ELEVATIONS - WINDOW ELEVATIONS
- A4.01 SECTIONS - WEST - EAST SECTION
- A4.02 SECTIONS - CROSS SECTIONS
- A5.01 SECTIONS DETAILS
- A5.02 SECTIONS DETAILS
- A6.01 PLAN DETAILS
- A8.01 ROOM FINISHES
- A8.02 INTERIOR ELEVATIONS/MILLWORK
- A8.03 INTERIOR ELEVATIONS/MILLWORK
- A9.01 INTERIOR DOORS & WINDOWS

### STRUCTURAL DRAWINGS

CUNLIFFE & ASSOCIATES

- S01 SEISMIC DATA & GENERAL NOTES
- S02 TYPICAL DETAILS
- S100 FLOOR PLANS - FOUNDATION
- S101 FLOOR PLANS - GROUND FLOOR
- S102 FLOOR PLANS - STORAGE ROOM
- S103 FLOOR PLANS - LOW ROOF PLAN
- S104 FLOOR PLANS - HIGH ROOF PLAN
- S200 SECTIONS
- S300 SECTIONS & DETAILS
- S301 SECTIONS & DETAILS
- S302 SECTIONS & DETAILS

### MECHANICAL DRAWINGS


BEKOLAY & ASSOCIATES

- M1 KEYPLAN, SPECS, DEMO
- M2 HVAC LAYOUT
- M3 PLUMBING
- M4 FIRE PROTECTION

### ELECTRICAL DRAWINGS

BEKOLAY & ASSOCIATES

- E1 SERVICE FEED SITEPLAN
- E2 CONDUIT KEYPLAN / DEMOLITION
- E3 LEVEL 2 POWER PLAN
- E4 LIGHTING ADDITION PART PLAN
- E5 PANELS, LEGENDS, SPECS

<b>Hobin Architecture Incorporated</b> 63 Parnilla Street Ottawa, Ontario Canada K1S 3K7 T: 613-238-7200 F: 613-235-2005 E: mail@hobinarc.com hobinarc.com											
NAME OF PROJECT: DOVERCOURT PHASE 2 ADDITION AND RENOVATION											
LOCATION: 411 DOVERCOURT AVE (AT ROOSEVELT AVENUE)											
ONTARIO BUILDING CODE MATRIX				PART 3	PART 4						
1	PROJECT DESCRIPTION	<input type="checkbox"/> NEW <input checked="" type="checkbox"/> ADDITION <input checked="" type="checkbox"/> ALTERATION <input type="checkbox"/> CHANGE OF USE <input checked="" type="checkbox"/> PART 3 <input type="checkbox"/> PART 4 <input type="checkbox"/> PART II		2.1.1 9.10.1.3							
2	MAJOR OCCUPANCY(S)			3.1.2.1(1)	9.10.2						
3	AREA (m <sup>2</sup> )	BUILDING AREA: EXISTING= 1644 sq.m NEW= 254 sq.m TOTAL= 1898 sq.m	GROSS AREA (obc): EXISTING= 2671 sq.m NEW= 254 sq.m TOTAL= 2925 sq.m	1.1.3.2	1.1.3.2						
4	NUMBER OF STOREYS	ABOVE GRADE: 2 storeys	BELOW GRADE: 1 storey	3.2.1.1 & 1.1.3.2	2.1.1.3						
5	HEIGHT OF BUILDING (m)	MAX PARAPET HEIGHT: 7.91m, ASL: 74.75m			2.1.1.3						
6	NUMBER OF STREETS/ ACCESS ROUTES	TWO STREETS: DOVERCOURT (SOUTH), ROOSEVELT (EAST), ACCESS WITHIN 15M OF ENTRANCE		3.2.2.10 & 3.2.5.5							
7	BLDG CLASSIFICATION	3.2.2.6 Group A, Div 2, up to 2 St, Increased Area, Sprinklered		3.2.2.20-83	9.10.4						
8	SPRINKLER SYSTEM PROPOSED	<input checked="" type="checkbox"/> ENTIRE BLDG <input type="checkbox"/> IN LIEU OF ROOF RATING <input type="checkbox"/> BASEMENT ONLY <input checked="" type="checkbox"/> NOT REQUIRED		3.2.2.20-83 3.2.1.5 3.2.2.17	9.10.8						
9	STANDPIPE REQUIRED	<input type="checkbox"/> YES <input checked="" type="checkbox"/> NO		3.2.4							
10	FIRE ALARM REQ'D	<input checked="" type="checkbox"/> YES <input type="checkbox"/> NO		3.2.4	9.10.17.2						
11	WATER SERVICE/ SUPPLY IS ADEQUATE	<input checked="" type="checkbox"/> YES <input type="checkbox"/> NO									
12	HIGH BUILDING	<input type="checkbox"/> YES <input checked="" type="checkbox"/> NO		3.2.6							
13	CONSTRUCTION TYPE	<input type="checkbox"/> PERMITTED CONSTR. <input type="checkbox"/> COMBUSTIBLE <input type="checkbox"/> NON-COMBUSTIBLE <input checked="" type="checkbox"/> BOTH	<input type="checkbox"/> ACTUAL CONSTR. <input type="checkbox"/> COMBUSTIBLE <input checked="" type="checkbox"/> NON-COMBUSTIBLE <input type="checkbox"/> BOTH	3.2.2.20-83	9.10.6						
14	MEZZANINE(S) AREA (m <sup>2</sup> )			3.2.1.1(3-8)	9.10.4.1						
15	OCCUPANT LOAD	BASED ON: <input checked="" type="checkbox"/> m <sup>2</sup> /PERSON <input checked="" type="checkbox"/> DESIGN OF BUILDING BASEMENT: 1 person 1ST FLOOR: 258 persons 2ND FLOOR: 281 persons TOTAL: 540 persons		3.1.1.6	9.9.1.3						
16	BARRIER-FREE DESIGN	<input checked="" type="checkbox"/> YES <input type="checkbox"/> NO (EXPLAIN)		3.8	9.5.2						
17	HAZARDOUS SUBSTANCES	<input type="checkbox"/> YES <input checked="" type="checkbox"/> NO		3.3.1.2(1) & 3.3.1.19(1)	9.10.1.3						
18	REQUIRED FIRE RESISTANCE RATING (FRR)	HORIZONTAL ASSEMBLIES FLOORS: 0 HRS ROOF: HRS MEZZANINE: HRS	LISTED DESIGN NO. OR DESCRIPTION (56-2) 3.2.2.20-83 3.2.1.4	3.2.2.20-83	9.10.8 9.10.9						
		SUPPORTING MEMBERS FLOORS: 0 HRS ROOF: HRS MEZZANINE: HRS	LISTED DESIGN NO. OR DESCRIPTION (56-2)								
19	SPATIAL SEPARATION -- CONSTRUCTION OF EXTERIOR WALLS			3.2.3	9.10.1.4						
	WALL	AREA OF EBF (m <sup>2</sup> )	L.D. (m)	L/H OR H/L	PERMITTED MAX. % OF OPENINGS	PROPOSED MAX. % OF OPENINGS	FRR (HOURS)	LISTED DESIGN OR DESCRIPTION	COMB. CONSTR.	COMB. CONSTR. (LOADING)	NON-COMB. CONSTR.
	NORTH	EXISTING									
	SOUTH	268 sq.m	13.3m	na	100%	<100%			NO	NO	YES
	EAST	267 sq.m	12.8m	na	100%	<100%			NO	NO	YES
	WEST	EXISTING									

**Ottawa**  
 DEPARTMENT OF CORPORATE SERVICES / SERVICES GÉNÉRAUX  
 REAL PROPERTY ASSET MANAGEMENT BRANCH /  
 DIRECTION DE LA GESTION DES ACTIFS ET DES BIENS IMMOBILIERS  
 DESIGN AND CONSTRUCTION DIVISION /  
 DIVISION DE LA CONCEPTION ET DE LA CONSTRUCTION  
 GREG GEDDES CHIEF CORPORATE SERVICES OFFICER /  
 CHEF DES SERVICES GÉNÉRAUX  
 S.A. FINNIMORE, O.A.A. DIRECTOR / DIRECTEUR, O.A.O.  
 ROBERT VAILLANCOURT, O.A.A. MANAGER / GESTIONNAIRE, O.A.O.  
 FOR / POUR





**Hobin Architecture Incorporated**  
 63 Parnilla Street  
 Ottawa, Ontario  
 Canada K1S 3K7  
 T: 613-238-7200  
 F: 613-235-2005  
 E: mail@hobinarc.com  
 hobinarc.com



4	REISSUED FOR CONSTRUCTION	2018/05/14	DV
3	ISSUED FOR CONSTRUCTION	2017/05/03	DV
2	ISSUED FOR PERMIT	2017/07/25	DV
1	ISSUED FOR INFORMATION	2017/06/22	DV
NUMBER	MILESTONE / FAT SAILLANT	DATE: (MM/DD)	INITIALS
DESIGNED BY / CONCEVU PAR	CHECKED BY / VÉRIFIÉ PAR		
DRAWN BY / DESINÉ PAR	SCALE / ÉCHELLE		
DV	1:50		

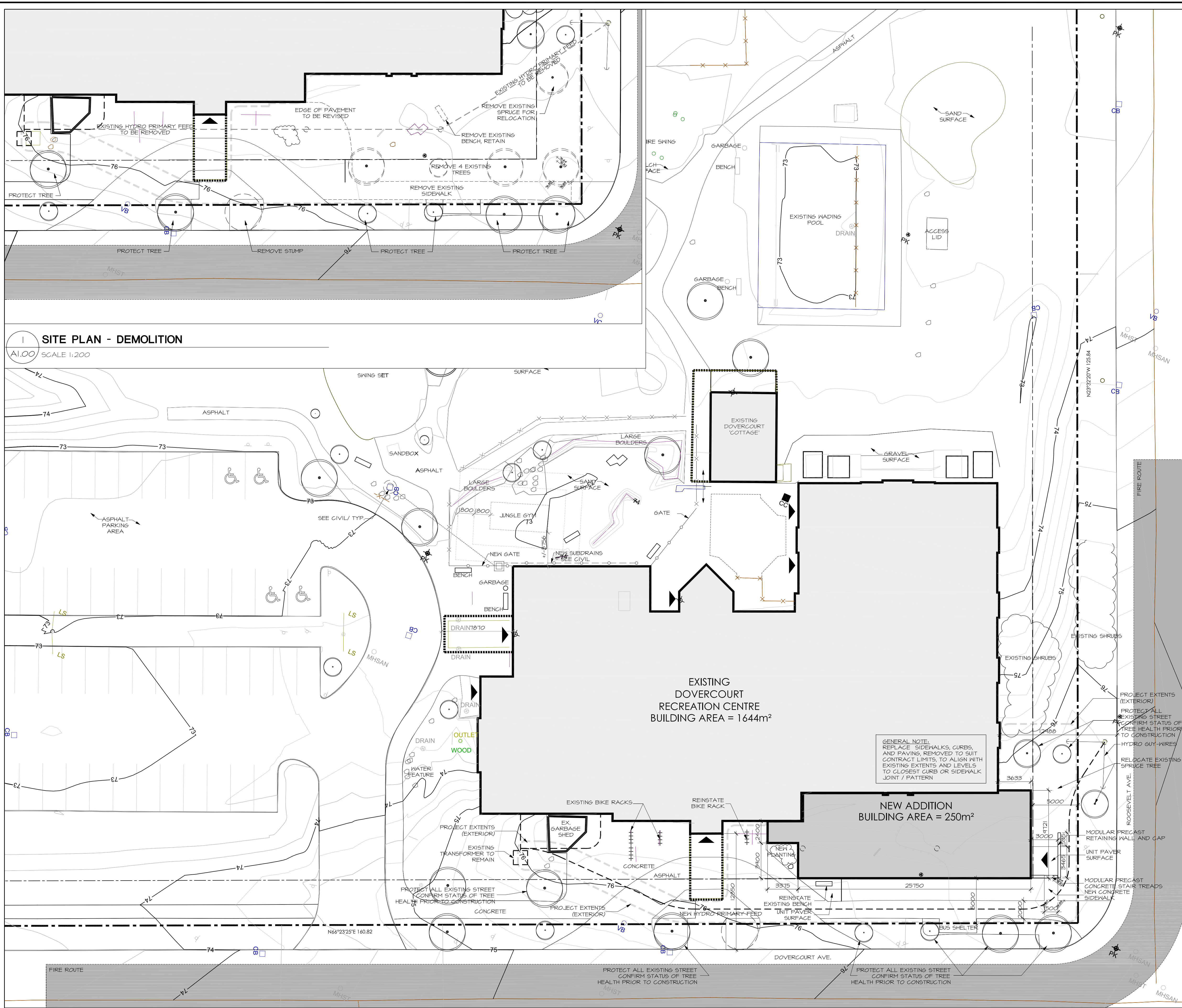
DETAIL NUMBER	DRAWING TITLE
A1.1	SCALE
	SHEET NUMBER

THIS DRAWING IS THE PROPERTY OF THE CITY OF OTTAWA AND ALL COPYRIGHT IS RESERVED. DIMENSIONS ON DRAWING ARE FOR ESTIMATING PURPOSES ONLY. IT IS THE RESPONSIBILITY OF EACH CONTRACTOR AND SUB-CONTRACTOR OR CONSULTANT TO CHECK AND VERIFY ALL DIMENSIONS AND CONDITIONS ON SITE. NOTIFY OWNER OF ANY ERRORS OR OMISSIONS PRIOR TO COMMENCING THE WORK. DO NOT SCALE THE DRAWINGS.  
 CE DESSIN CONSTITUE LA PROPRIÉTÉ DE LA VILLE D'OTTAWA ET TOUT DROIT D'AUTEUR EST RÉSERVÉ. LES DIMENSIONS UTILISÉES SE SONT À DES FINS D'ESTIMATION SEULEMENT. IL INCOMBE À CHAQUE ENTREPRENEUR, SOUS-CONTRACTANT OU CONSULTANT DE VÉRIFIER TOUTES LES DIMENSIONS ET LES CONDITIONS SUR LE CHANTIER. VEUILLEZ INFORMER LE PROPRIÉTAIRE DE TOUTE ERREUR OU OMISSION AVANT D'ENTAMER LES TRAVAUX. NE DRESSEZ PAS LES PLANS À L'ÉCHELLE.

ARCHITECT / ARCHITECTE	CONSULTANT / EXPERT-CONSEIL
	
CONSULTANT / EXPERT-CONSEIL	CONSULTANT / EXPERT-CONSEIL

PROJECT / LOCATION / PROJET / ENDROIT  
**DOVERCOURT**  
**PHASE 2**  
**ADDITION & RENOVATION**  
 411 DOVERCOURT  
 OTTAWA, ONTARIO  
 DRAWING / DESSIN  
**DRAWING LIST**  
**BUILDING CODE MATRIX**

FACILITY NO. / NO. DE INSTALLATIONS	SHEET NO. / FEUILLE NO.
	<b>A0.01</b>
PROJECT NO. / PROJET NO.	1713



**1 SITE PLAN - DEMOLITION**

A1.00 SCALE 1:200

**2 SITE PLAN - NEW WORK**

A1.00 SCALE 1:200

**Owner**  
CITY OF OTTAWA, RECREATION AND PARKS  
110 Laurier Ave W, Ottawa, Ontario

**Operator / Client**  
DOVERCOURT RECREATION CENTRE  
411 Dovercourt Avenue, Ottawa, Ontario  
Attn: John Rapp

**Architect/Agent**  
HOBIN ARCHITECTURE INC.  
63 Pamilla Street, Ottawa, Ontario  
Attn: Doug van den Ham

**Geotechnical**  
GOLDER ASSOCIATES  
1931 Robertson Road, Ottawa, Ontario  
Attn: Nicolas LeBlanc

**Structural**  
CUNLIFFE & ASSOCIATES ENGINEERING  
1737 Woodward Drive, Suite 102, Ottawa, Ontario  
Attn: Rick Cunliffe

**Mechanical/Electrical**  
BEKOLAY & ASSOCIATES LTD.  
200 - 1827 Woodward Drive, Ottawa, Ontario  
Attn: John Bekolay

**Surveyor**  
CITY OF OTTAWA - INFRASTRUCTURE SERVICES  
DEPARTMENT  
100 Constellation Crescent, Ottawa, Ontario

**LEGAL DESCRIPTION:**  
PART OF LOT 30, CONCESSION 1 (OTTAWA FRONT) AND LOTS 129-134 (ALL INCLUSIVE) & LOTS 149-154 (ALL INCLUSIVE), PART OF LOTS 128 & 148 REGISTERED PLAN 257 AND PART OF COLE AVENUE (CLOSED BY NP64454) REGISTERED PLAN 257

**CIVIL ADDRESS:**  
411 DOVERCOURT AVENUE

**ZONING NOTES:**  
OFFICIAL PLAN DESIGNATION: GENERAL URBAN AREA ZONING - L2 (320) S96 - MAJOR LEISURE FACILITY ZONE ABUTTING:  
NORTH-EAST - R3R  
SOUTH (DOVERCOURT) - R3S  
WEST (GOLDEN)- R10

**PROJECT STATISTICS**

SITE AREA:	20 238 m <sup>2</sup>
REQ SETBACKS:	SOUTH: 5.0m (by variance) EAST: 5.0m (by variance)
MAX HEIGHT:	11 m
MAX LOT COVERAGE:	40% (20 238 X 40%= 8 095 m <sup>2</sup> )

**PARKING REQ:**  
COMMUNITY CENTER (GFA 1081): 4/100 m<sup>2</sup> = 43.3  
RECREATION & ATHLETIC (GFA: 433): 10/100 m<sup>2</sup> = 43.3

REQUIRED:	91 SPACES
TOTAL PROVIDED:	97 SPACES
SURPLUS:	6 SPACES

**EXISTING CENTRE**

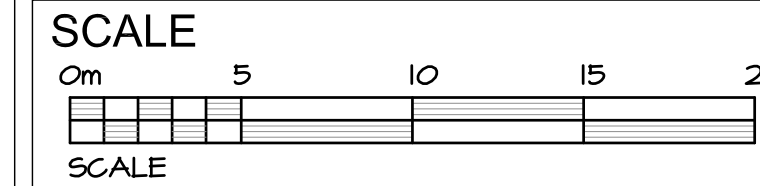
EXISTING FOOTPRINT:	1 644 m <sup>2</sup>
EXISTING GROSS FLOOR AREA:	1 520 m <sup>2</sup>

**PROPOSED ADDITION**

NEW FOOTPRINT:	254 m <sup>2</sup>
NEW GROSS AREA (ZONING):	161 m <sup>2</sup>

**TOTAL AREA OF PROPOSED**

TOTAL BUILDING AREA:	1 894 m <sup>2</sup>
LOT COVERAGE %:	9.35%
TOTAL GROSS AREA (ZONING):	1 681 m <sup>2</sup>
LANDSCAPE AREA:	15 497 m <sup>2</sup>
PARKING AREA:	2 847 m <sup>2</sup>



DEPARTMENT OF CORPORATE SERVICES / SERVICES GÉNÉRAUX  
REAL PROPERTY ASSET MANAGEMENT BRANCH /  
DIRECTION DE LA GESTION DES ACTIFS ET DES BIENS IMMOBILIERS  
DESIGN AND CONSTRUCTION DIVISION /  
DIVISION DE LA CONCEPTION ET DE LA CONSTRUCTION

GREG GEDES CHIEF CORPORATE SERVICES OFFICER /  
CHIEF DES SERVICES GÉNÉRAUX  
S.A. FINAMORE, O.A. DIRECTOR / DIRECTEUR, O.A.O.  
ROBERT VAILLANCOURT, O.A. MANAGER / GESTIONNAIRE, O.A.O.

FOR / POUR

**Hobin Architecture Incorporated**

63 Pamilla Street  
Ottawa, Ontario  
Canada K1S 3K7

T: 613-238-7200  
F: 613-235-2055  
E: mail@hobinarc.com

hobinarc.com

NUMBER	MILESTONE / FAT SAILLANT	(MM) DATE: (ANN)	INITIALS
6	RE-ISSUED FOR CONSTRUCTION	2018/05/14	DV
5	ISSUED FOR CONSTRUCTION	2017/10/03	DV
4	ISSUED FOR PERMIT	2017/07/25	DV
3	ISSUED FOR INFORMATION	2017/06/22	DV
2	ISSUED TO COMMITTEE OF ADJUSTMENT	2017/03/16	LE
1	ISSUED FOR INFORMATION	2017/03/16	LE

**DRAWING TITLE**

1.1 SCALE

DETAIL NUMBER

SHEET NUMBER

THIS DRAWING IS THE PROPERTY OF THE CITY OF OTTAWA AND ALL COPYRIGHT IS RESERVED. DIMENSIONS ON DRAWING ARE FOR ESTIMATING PURPOSES ONLY. IT IS THE RESPONSIBILITY OF EACH CONTRACTOR AND SUB-CONTRACTOR OR CONSULTANT TO CHECK AND VERIFY ALL DIMENSIONS AND CONDITIONS ON SITE. NOTIFY OWNER OF ANY ERRORS OR OMISSIONS PRIOR TO COMMENCING THE WORK. DO NOT SCALE THE DRAWINGS.

CE DESSIN CONSTITUE LA PROPRIÉTÉ DE LA VILLE D'OTTAWA ET TOUT DROIT D'AUTEUR EST RÉSERVÉ. LES DIMENSIONS UTILISÉES SE SONT À DES FINS DESTINATION SEULEMENT. IL INCOMBE À CHAQUE ENTREPRENEUR, SOUS-CONTRACTANT OU CONSULTANT DE VÉRIFIER TOUTES LES DIMENSIONS ET LES CONDITIONS SUR LE CHANTIER. VEUILLEZ INFORMER LE PROPRIÉTAIRE DE TOUTE ERREUR OU OMISSION AVANT D'ENTAMER LES TRAVAUX. NE DRESSÉZ PAS LES PLANS À L'ÉCHELLE.

**ARCHITECT / ARCHITECTE**

**CONSULTANT / EXPERT-CONSEIL**

ONTARIO ASSOCIATION OF ARCHITECTS

MARK J. HOBIN  
LICENCE 3049

**CONSULTANT / EXPERT-CONSEIL**

**CONSULTANT / EXPERT-CONSEIL**

PROJECT / LOCATION / PROJET / ENDROIT

**DOVERCOURT PHASE 2 ADDITION & RENOVATION**

411 DOVERCOURT AVENUE, OTTAWA, ONTARIO

DRAWING / DESSIN

**SITE PLAN NEW WORK & DEMO**

FACILITY NO. / NO. DE INSTALLATIONS

SHEET NO. / FEUILLE NO.

PROJECT NO. / PROJET NO.

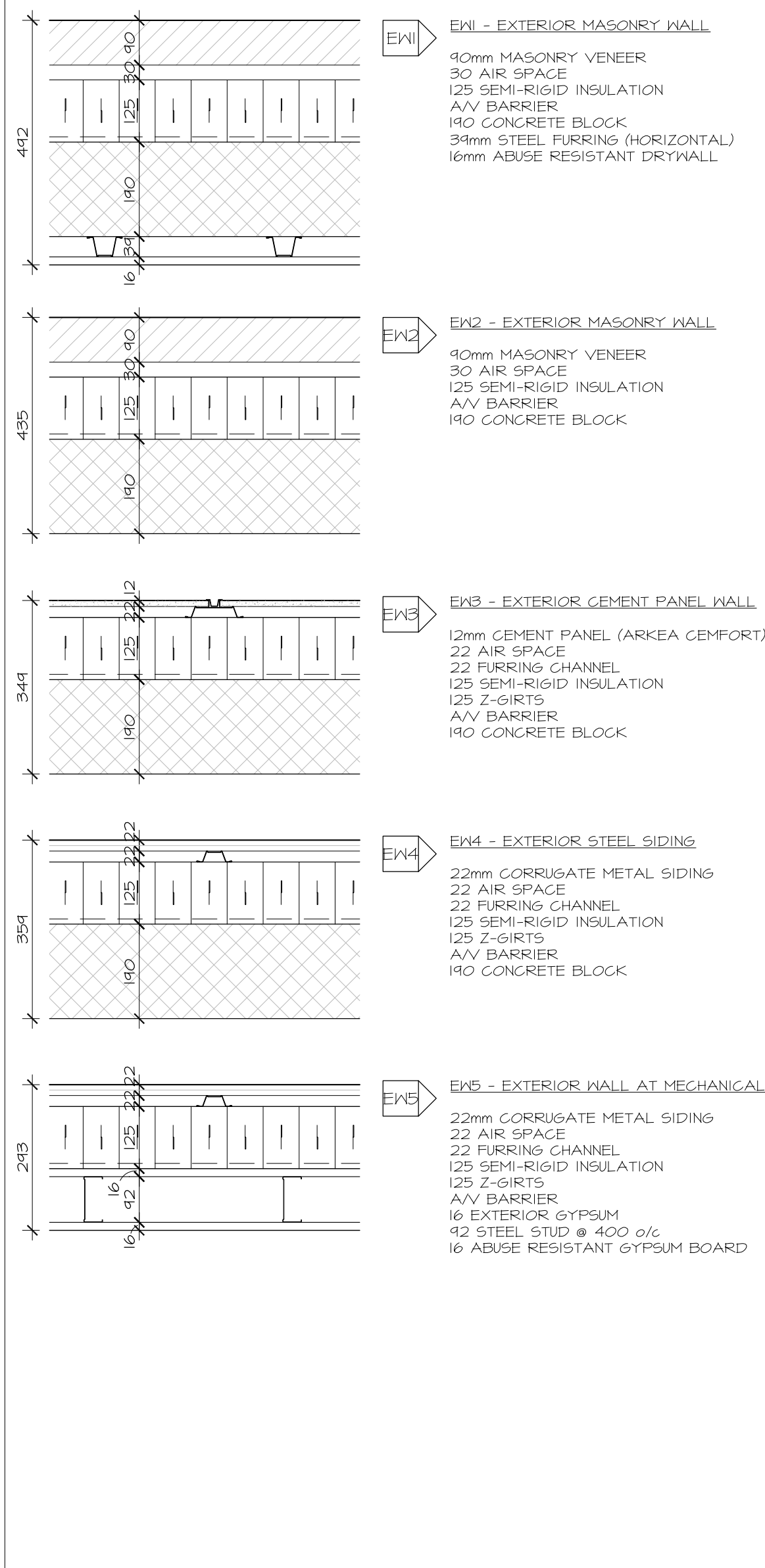
**A1.00**

1713

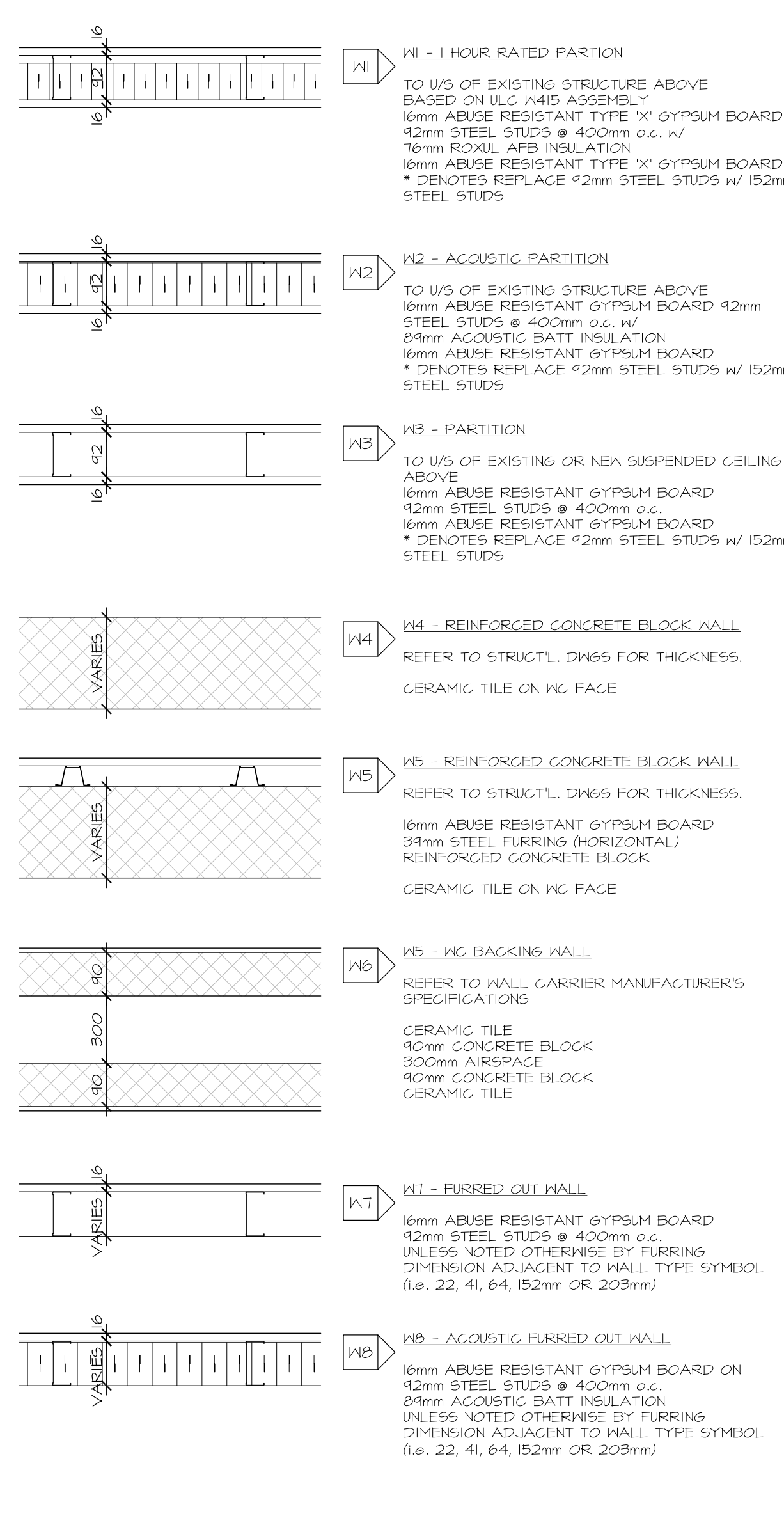
**GENERAL NOTES :**

- ALL FIRE SEPARATIONS TO BE CONTINUOUS FROM SLAB TO SLAB
- ALL WALLS SHALL EXTEND UP TO THE UNDERSIDE OF SLAB ABOVE UNLESS NOTED OTHERWISE
- ALL INTERIOR PARTITIONS TO BE TYPE 2 UNLESS NOTED OTHERWISE
- REFER TO FINISH SCHEDULE AND INTERIOR ELEVATIONS; REPLACE GYPSUM BOARD WITH CEMENT BOARD IN ALL AREAS HAVING CERAMIC TILE WALL FINISH OR PVC WALL FINISH
- ALL INTERIOR PARTITIONS RUNNING PERPENDICULAR TO EXTERIOR WALLS TO BUTT INTO EXTERIOR WALLS
- PROVIDE TWO ROWS OF CONTINUOUS ACOUSTIC CAULKING AT THE U/S OF BOTTOM STUD TRACK TO SLAB, TO TOP TRACK AND AT VERTICAL FACE WHERE STUDS ABUTT ADJACENT STRUCTURE AND WALLS
- PROVIDE STUD FRAMING AT ALL FOUR SIDES OF PLASTIC VAPOUR BARRIER BOXES FOR MECHANICAL/ELECTRICAL ITEMS IN ACOUSTIC PARTITIONS; PROVIDE CONTINUOUS CAULKING AT FACE OF VAPOUR BARRIER BOX AND REAR FACE OF GYPSUM BOARD FOR ACOUSTIC; CAULK ALL PENETRATIONS THROUGH VAPOUR BARRIER BOX; VAPOUR BARRIER BOXES TO BE SUPPLIED BY DRYWALL CONTRACTOR AND INSTALLED BY DIV. 15 & 16
- PIECEMEALING OF GYPSUM BOARD SHEETS IS NOT ACCEPTABLE
- PROVIDE WOOD BLOCKING WITHIN WALLS TO PROVIDE ANCHORAGE FOR CABINETS, WASHROOM ACCESSORIES, ETC...
- PROVIDE 18mm DOUGLAS FIR PLYWOOD, GOOD ONE SIDE, ON 19x39mm FURRINGS AROUND PERIMETER & AT 300mm o.c. TO TAKE ALL AUDIOVISUAL, ELECTRICAL CABLE, COMMUNICATIONS, BELL, SECURITY AND PANELS. REFER TO ELECTRICAL DRAWINGS FOR LOCATIONS. THIS WOOD SHALL BE PAINTED WITH TWO COATS OF FIRE RETARDANT PAINT
- WALLS WITH GRAB BARS ANCHORED TO THEM SHALL BE 16ga. STEEL STUDS @ 300mm o.c.
- THICKEN WALLS AS REQUIRED TO ACCOMMODATE ELECTRICAL PANELS & MECHANICAL SERVICES RECESSED IN WALLS. REFER TO MECHANICAL AND ELECTRICAL DRAWINGS
- PROVIDE WALL ASSEMBLY ABOVE DOORS AND GLAZED SCREENS SIMILAR TO ADJACENT WALL TYPE UP TO U/S OF STRUCTURE ABOVE
- INNER & OUTER LAYERS OF GYPSUM BOARD SHALL HAVE NO GAP OVER 6mm
- INNER LAYERS OF GYPSUM BOARD SHALL BE TAPED; NOT SANDED
- JOINTS OF ALL LAYERED GYPSUM BOARD SHALL BE STAGGERED
- ELECTRICAL BOXES ON OPPOSING FACES OF WALL SHALL BE LOCATED IN SEPARATE STUD CAVITIES
- RUN ROXUL ACOUSTIC INSULATION BEHIND AND AROUND ALL ELECTRICAL BOXES WITHIN STUD SPACES
- ALL PENETRATIONS THROUGH UNRATED FIRE SEPARATIONS MUST BE SEALED TIGHT WITH A COMBINATION OF JOINT COMPOUND AND CAULK
- ALL PENETRATIONS THROUGH FIRE SEPARATIONS MUST BE SEALED WITH FIRESTOPPING ASSEMBLIES TO SUIT AND MAINTAIN RATINGS; REFER TO SPECIFICATION
- REFER TO SCOPE OF WORK FORMS IN SPECIFICATION SECTION 05000 FOR ADDITIONAL & DETAILED DESCRIPTION OF EXISTING MATERIALS AND REQUIRED NEW WORK
- ALL FLOOR FINISH TO REMAIN WITHIN THE WORK AREAS SHALL BE FULLY PROTECTED, CLEANED AND REPAIRS
- ALL WALLS WITHIN WORK AREA TO BE PATCHED AND REPAIRED, MADE GOOD FOR NEW PAINT FINISH WITHIN THIS CONTRACT
- ALL EXISTING AND NEW DOORS AND FRAMES WITHIN WORK AREA TO BE PREPARED FOR NEW PAINT FINISH WITHIN THIS CONTRACT UNLESS NOTED OTHERWISE
- ALL EXISTING EXTERIOR WINDOW FRAMES WITHIN THE WORK AREA SHALL BE FULLY CLEANED ON ALL THE INTERIOR SURFACES
- ALL EXISTING TACKBOARDS, WHITEBOARD, CHALKBOARDS AND DISPLAY CASES WITHIN THE WORK AREA SHALL BE REMOVED BY GENERAL CONTRACTOR UNLESS NOTED OTHERWISE

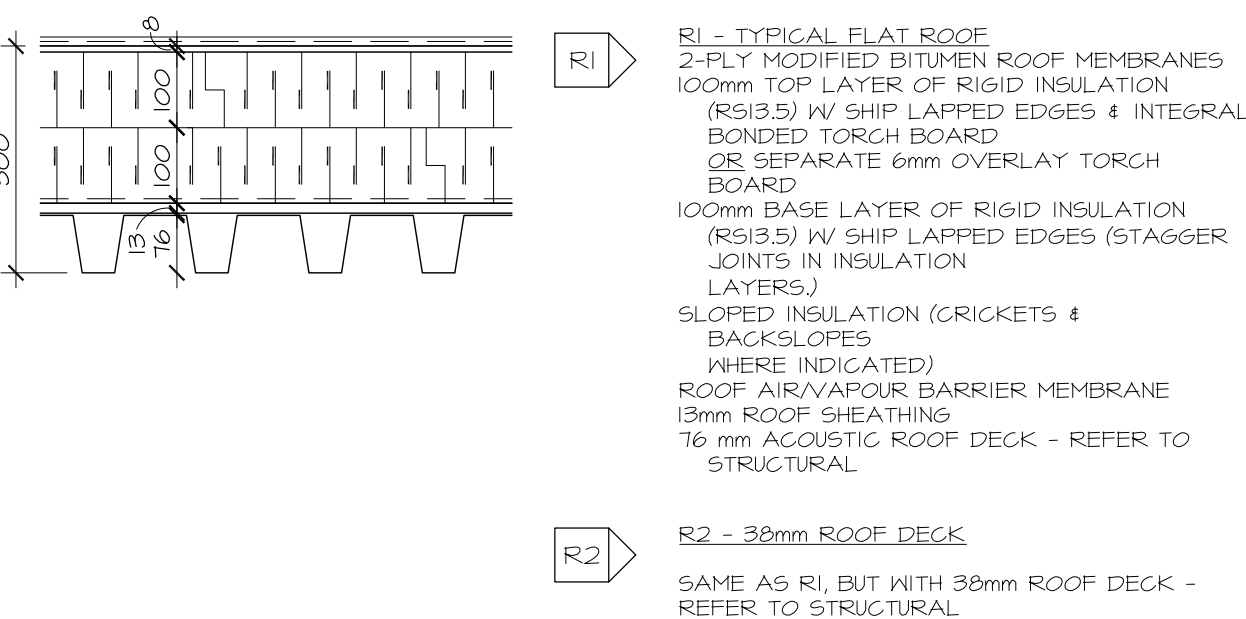
**EXTERIOR WALL ASSEMBLIES :**



**INTERIOR WALL ASSEMBLIES :**



**ROOF ASSEMBLIES :**



**Dovercourt RECREATION CENTRE**

Hobin Architecture Incorporated  
 63 Pattilla Street  
 Ottawa, Ontario  
 Canada K1S 3K7  
 T: 613-238-7200  
 F: 613-235-2005  
 E: mail@hobinarc.com  
 hobinarc.com

**HOBIN ARCHITECTURE**

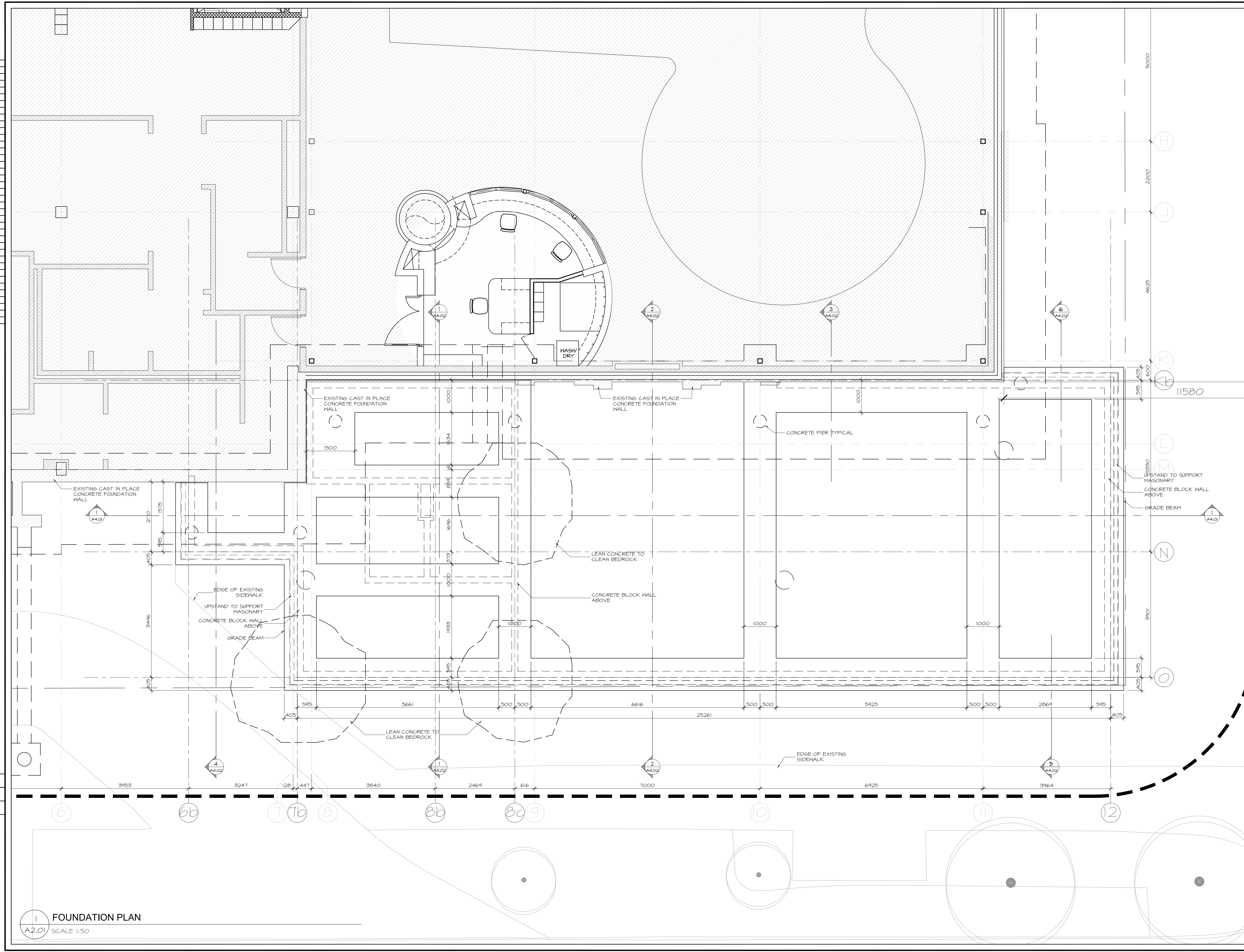
6			
5			
4	REISSUED FOR CONSTRUCTION	2018/05/14	DV
3	ISSUED FOR CONSTRUCTION	2017/05/03	DV
2	ISSUED FOR INFORMATION (RFR-01)	2017/09/10	DV
1	BUILDING PERMIT	2017/07/05	DV
NUMBER	MILESTONE / FAT SALLANT	DATE: (MM/)	INITIALS
		DATE: (ANN/)	INITIALS
DESIGNED BY / CONCEPAR	CHECKED BY / VERIFIE PAR		
DRAWN BY / DESINE PAR	SCALE / ECHELLE		
DV	1:50		
DETAIL NUMBER	DRAWING TITLE		
1	SCALE		
	SHEET NUMBER		

THIS DRAWING IS THE PROPERTY OF THE CITY OF OTTAWA AND ALL COPYRIGHT IS RESERVED. DIMENSIONS ON DRAWING ARE FOR ESTIMATING PURPOSES ONLY. IT IS THE RESPONSIBILITY OF EACH CONTRACTOR AND SUB-CONTRACTOR OR CONSULTANT TO CHECK AND VERIFY ALL DIMENSIONS AND CONDITIONS ON SITE. NOTIFY OWNER OF ANY ERRORS OR OMISSIONS PRIOR TO COMMENCING THE WORK. DO NOT SCALE THE DRAWINGS.

CE Dessin constitue la propriété de la ville d'Ottawa et tout droit d'auteur est réservé. Les dimensions utilisées se sont à des fins d'estimation seulement. Il incombe à chaque entrepreneur, sous-contractant ou consultant de vérifier toutes les dimensions et les conditions sur le chantier. Veuillez informer le propriétaire de toute erreur ou omission avant d'entamer les travaux. Ne dressez pas les plans à l'échelle.

ARCHITECT / ARCHITECTE	CONSULTANT / EXPERT-CONSEIL
CONSULTANT / EXPERT-CONSEIL	CONSULTANT / EXPERT-CONSEIL

PROJECT / LOCATION / PROJET / ENDROIT  
**DOVERCOURT**  
**PHASE 2**  
**ADDITION & RENOVATION**  
 411 DOVERCOURT  
 OTTAWA, ONTARIO  
 DRAWING / DESSIN  
**STANDARD NOTES AND**  
**WALL ASSEMBLIES**



**Hobin Architecture Incorporated**  
 63 Pamilla Street  
 Ottawa, Ontario  
 Canada K1S 3K7  
 T: 613-238-7200  
 F: 613-235-2005  
 E: mail@hobinarc.com  
 hobinarc.com

**HOBIN ARCHITECTURE**

6			
5			
4	REISSUED FOR CONSTRUCTION	2018/05/14	DV
3	ISSUED FOR CONSTRUCTION	2017/10/03	DV
2	ISSUED FOR PERMIT	2017/07/25	DV
1	ISSUED FOR INFORMATION	2017/06/23	DV
NUMBER	MILESTONE / FAT SAILLANT	(MM/DD)	INITIALS
DESIGNED BY / CONÇU PAR		CHECKED BY / VÉRIFIÉ PAR	
DRAWN BY / DÉSSINÉ PAR		SCALE / ÉCHELLE	
DV		1:50	

DETAIL NUMBER	DRAWING TITLE
A1.1	SCALE
	SHEET NUMBER

THIS DRAWING IS THE PROPERTY OF THE CITY OF OTTAWA AND ALL COPYRIGHT IS RESERVED. DIMENSIONS ON DRAWING ARE FOR ESTIMATING PURPOSES ONLY. IT IS THE RESPONSIBILITY OF EACH CONTRACTOR AND SUB-CONTRACTOR OR CONSULTANT TO CHECK AND VERIFY ALL DIMENSIONS AND CONDITIONS ON SITE. NOTIFY OWNER OF ANY ERRORS OR OMISSIONS PRIOR TO COMMENCING THE WORK. DO NOT SCALE THE DRAWINGS.

CE DESSIN CONSTITUE LA PROPRIÉTÉ DE LA VILLE D'OTTAWA ET TOUT DROIT D'AUTEUR EST RÉSERVÉ. LES DIMENSIONS UTILISÉES SE SONT À DES FINS D'ESTIMATION SEULEMENT. IL INCOMBE À CHAQUE ENTREPRENEUR, SOUS-CONTRACTANT OU CONSULTANT DE VÉRIFIER TOUTES LES DIMENSIONS ET LES CONDITIONS SUR LE CHANTIER. VEUILLEZ INFORMER LE PROPRIÉTAIRE DE TOUTE ERREUR OU OMISSION AVANT D'ENTAMER LES TRAVAUX. NE DRESSÉZ PAS LES PLANS À L'ÉCHELLE.

ARCHITECT / ARCHITECTE	CONSULTANT / EXPERT-CONSEIL
CONSULTANT / EXPERT-CONSEIL	CONSULTANT / EXPERT-CONSEIL

PROJECT / LOCATION / PROJET / ENDROIT  
**DOVERCOURT**  
 PHASE 2  
 ADDITION & RENOVATION

411 DOVERCOURT  
 OTTAWA, ONTARIO

DRAWING / DESSIN  
**FLOOR PLAN**  
**FOUNDATION**

**1 FOUNDATION PLAN**  
 A2.01 SCALE 1:50



Hobin Architecture  
 Incorporated

63 Pamela Street  
 Ottawa, Ontario  
 Canada K1S 3K7  
 T: 613 238 7200  
 F: 613 235 2056  
 E: mail@hobinarc.com



hobinarc.com

6			
5	RE-BUSSED FOR CONSTRUCTION	2018/05/14	DV
4	ISSUED FOR CONSTRUCTION	2017/10/03	DV
3	ISSUED FOR INFORMATION (RFR001)	2017/09/10	DV
2	ISSUED FOR PERMIT	2017/07/25	DV
1	ISSUED FOR INFORMATION	2017/06/23	DV

DESIGNED BY / CONCEVU PAR	CHECKED BY / VÉRIFIÉ PAR	DATE / DATE	(MM/DD) / (MM/DD)	INITIALS / INITIALES

DRAWN BY / DÉSSINÉ PAR	SCALE / ÉCHELLE
DV	1:50

DETAIL NUMBER	DRAWING TITLE
1	SCALE
	SHEET NUMBER

THIS DRAWING IS THE PROPERTY OF THE CITY OF OTTAWA AND ALL COPYRIGHT IS RESERVED. DIMENSIONS ON DRAWING ARE FOR ESTIMATING PURPOSES ONLY. IT IS THE RESPONSIBILITY OF EACH CONTRACTOR AND SUB-CONTRACTOR OR CONSULTANT TO CHECK AND VERIFY ALL DIMENSIONS AND CONDITIONS ON SITE. NOTIFY OWNER OF ANY ERRORS OR OMISSIONS PRIOR TO COMMENCING THE WORK. DO NOT SCALE THE DRAWINGS.

CE Dessin constitue la propriété de la Ville d'Ottawa et tout droit d'auteur est réservé. Les dimensions utilisées se sont à des fins d'estimation seulement. Il incombe à chaque entrepreneur, sous-contractant ou consultant de vérifier toutes les dimensions et les conditions sur le chantier. Veuillez informer le propriétaire de toute erreur ou omission avant d'entamer les travaux. Ne dressez pas les plans à l'échelle.

ARCHITECT / ARCHITECTE	CONSULTANT / EXPERT-CONSEIL
------------------------	-----------------------------

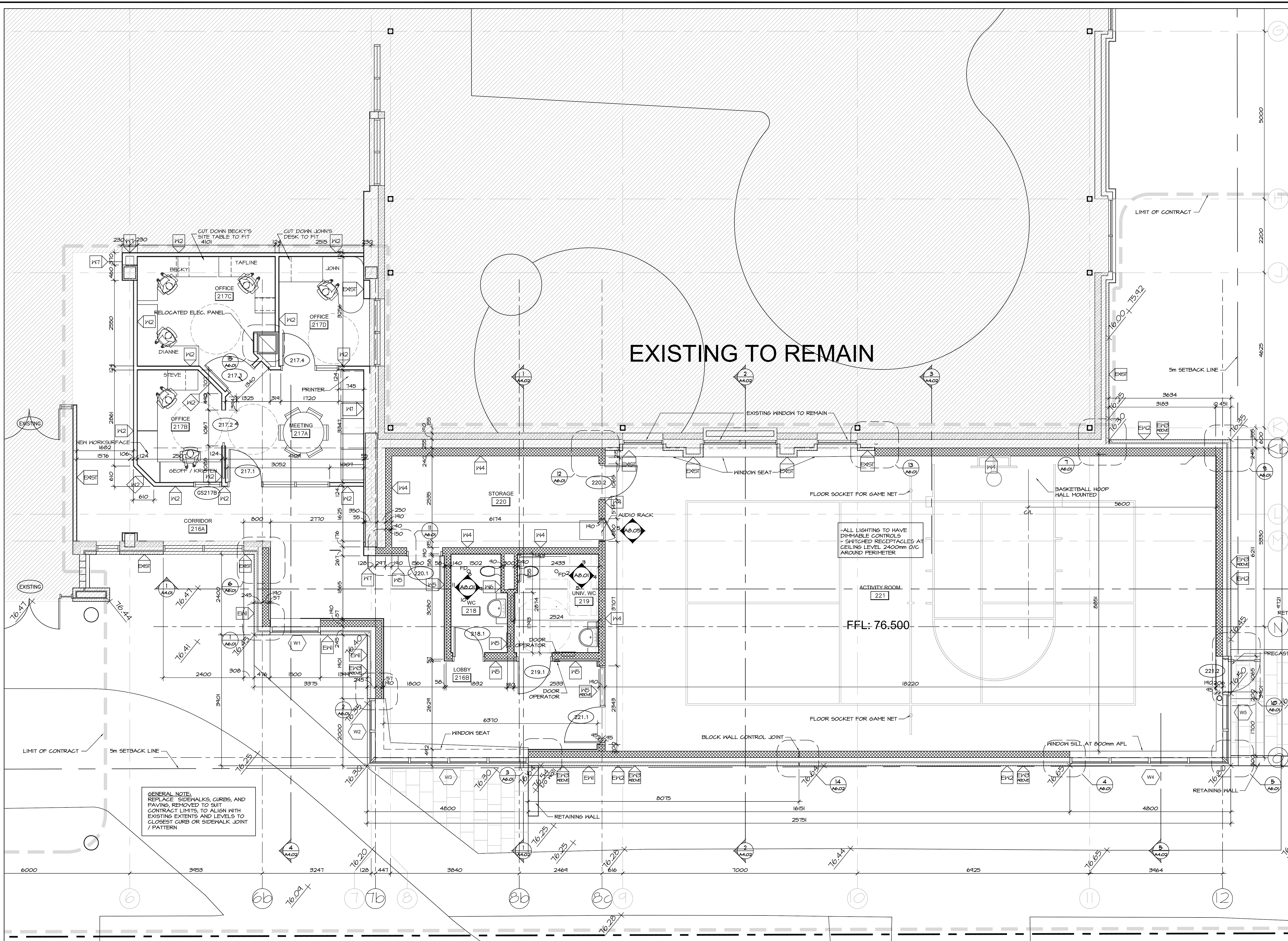
CONSULTANT / EXPERT-CONSEIL	CONSULTANT / EXPERT-CONSEIL
-----------------------------	-----------------------------

PROJECT / LOCATION / PROJET / ENDROIT	DOVERCOURT PHASE 2 ADDITION & RENOVATION
411 DOVERCOURT OTTAWA, ONTARIO	

DRAWING / DESSIN	FLOOR PLAN GROUND FLOOR
------------------	----------------------------

FACILITY NO. / NO. DE INSTALLATIONS	SHEET NO. / FEUILLE NO.
	A2.02

PROJECT NO. / PROJET NO.	1713
--------------------------	------



1 GROUND FLOOR PLAN  
 A2.02 SCALE 1:50



Hobin Architecture  
 Incorporated

63 Pamela Street  
 Ottawa, Ontario  
 Canada K1S 3K7  
 T: 613 238 7200  
 F: 613 235 2055  
 E: mail@hobinarc.com



hobinarc.com

6			
5			
4	REISSUED FOR CONSTRUCTION	2018/05/14	DV
3	ISSUED FOR CONSTRUCTION	2017/10/03	DV
2	ISSUED FOR PERMIT	2017/07/25	DV
1	ISSUED FOR INFORMATION	2017/06/23	DV
NUMBER	DATE: (MM/DD)	(MM/DD)	INITIALS
DESIGNED BY / CONÇU PAR	CHECKED BY / VÉRIFIÉ PAR		
DRAWN BY / DÉSSINÉ PAR	SCALE / ÉCHELLE		
DV	1:50		

DETAIL NUMBER	DRAWING TITLE
1	
SCALE	
SHEET NUMBER	

THIS DRAWING IS THE PROPERTY OF THE CITY OF OTTAWA AND ALL COPYRIGHT IS RESERVED. DIMENSIONS ON DRAWING ARE FOR ESTIMATING PURPOSES ONLY. IT IS THE RESPONSIBILITY OF EACH CONTRACTOR AND SUB-CONTRACTOR OR CONSULTANT TO CHECK AND VERIFY ALL DIMENSIONS AND CONDITIONS ON SITE. NOTIFY OWNER OF ANY ERRORS OR OMISSIONS PRIOR TO COMMENCING THE WORK. DO NOT SCALE THE DRAWINGS.

CE DESSIN CONSTITUE LA PROPRIÉTÉ DE LA VILLE D'OTTAWA ET TOUT DROIT D'AUTEUR EST RÉSERVÉ. LES DIMENSIONS UTILISÉES LE SONT À DES FINS D'ESTIMATION SEULEMENT. IL INCOMBE À CHAQUE ENTREPRENEUR, SOUS-CONTRACTANT OU CONSULTANT DE VÉRIFIER TOUTES LES DIMENSIONS ET LES CONDITIONS SUR LE CHANTIER. VEUILLEZ INFORMER LE PROPRIÉTAIRE DE TOUTE ERREUR OU OMISSION AVANT D'ENTAMER LES TRAVAUX. NE DRESSÉZ PAS LES PLANS À L'ÉCHELLE.

ARCHITECT / ARCHITECTE CONSULTANT / EXPERT-CONSEIL

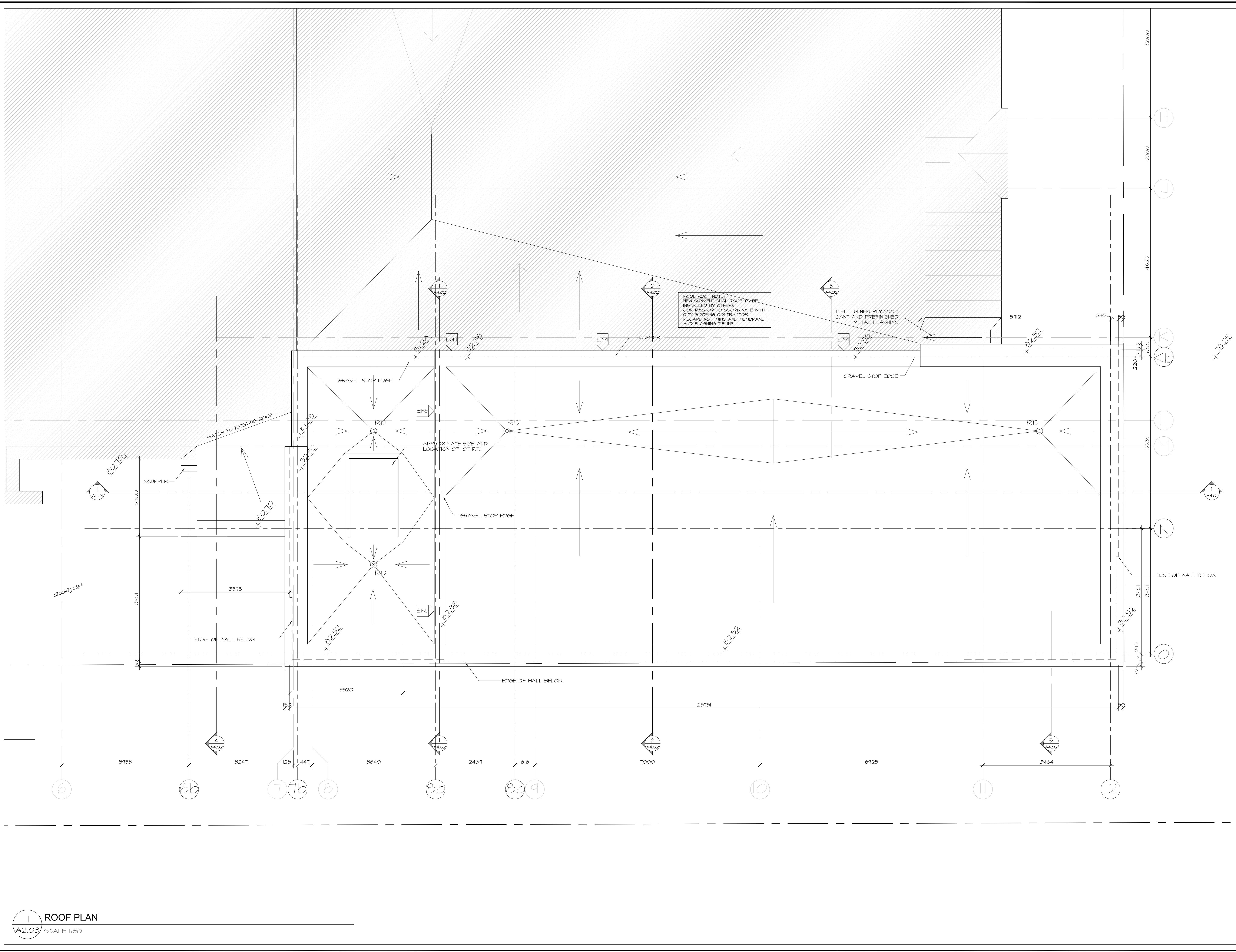
CONSULTANT / EXPERT-CONSEIL CONSULTANT / EXPERT-CONSEIL

PROJECT / LOCATION / PROJET / ENDROIT  
**DOVERCOURT**  
**PHASE 2**  
**ADDITION & RENOVATION**  
 411 DOVERCOURT  
 OTTAWA, ONTARIO

DRAWING / DESSIN  
**FLOOR PLAN**  
**ROOF PLAN**

FACILITY NO. / NO. DE INSTALLATIONS SHEET NO. / FEUILLE NO.  
 PROJECT NO. / PROJET NO.  
**A2.03**

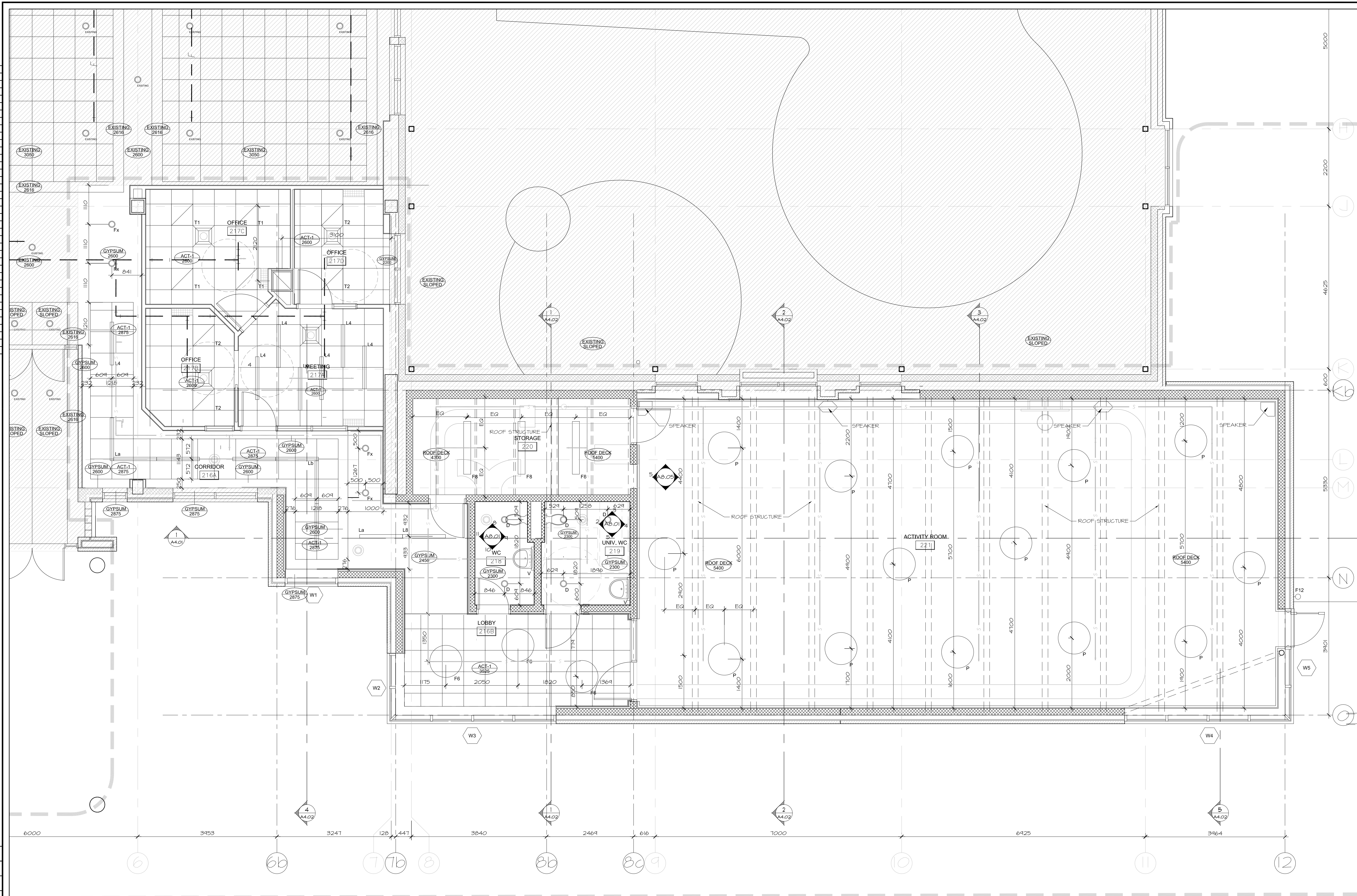
1713



ROOF ROOF NOTE:  
 NEW CONVENTIONAL ROOF TO BE  
 INSTALLED BY OTHERS.  
 CONTRACTOR TO COORDINATE WITH  
 CITY ROOFING CONTRACTOR  
 REGARDING TIMING AND MEMBRANE  
 AND FLASHING TIE-INS

INFILL IN NEW PLYWOOD  
 GANT AND PREFINISHED  
 METAL FLASHING

1 ROOF PLAN  
 A2.03 SCALE 1:50



**Hobin Architecture Incorporated**  
 63 Parnell Street  
 Ottawa, Ontario  
 Canada K1S 3K7  
 T: 613 238 7200  
 F: 613 235 2056  
 E: mail@hobinarc.com  
 hobinarc.com

**HOBIN ARCHITECTURE**

6			
5	RE-BUSSED FOR CONSTRUCTION	2018/05/14	DV
4	ISSUED FOR CONSTRUCTION	2017/10/03	DV
3	ISSUED FOR INFORMATION	2017/09/10	DV
2	ISSUED FOR PERMIT	2017/07/25	DV
1	ISSUED FOR INFORMATION	2017/06/23	DV
NUMBER	MILESTONE / FAT SALIANT	(MM/DD)	INITIALS
DESIGNED BY / CONÇU PAR		CHECKED BY / VÉRIFIÉ PAR	
DRAWN BY / DÉSSINÉ PAR		SCALE / ÉCHELLE	
DV		1:50	

DETAIL NUMBER	DRAWING TITLE
A1.1	SCALE
	SHEET NUMBER

THIS DRAWING IS THE PROPERTY OF THE CITY OF OTTAWA AND ALL COPYRIGHT IS RESERVED. DIMENSIONS ON DRAWING ARE FOR ESTIMATING PURPOSES ONLY. IT IS THE RESPONSIBILITY OF EACH CONTRACTOR AND SUB-CONTRACTOR OR CONSULTANT TO CHECK AND VERIFY ALL DIMENSIONS AND CONDITIONS ON SITE. NOTIFY OWNER OF ANY ERRORS OR OMISSIONS PRIOR TO COMMENCING THE WORK. DO NOT SCALE THE DRAWINGS.

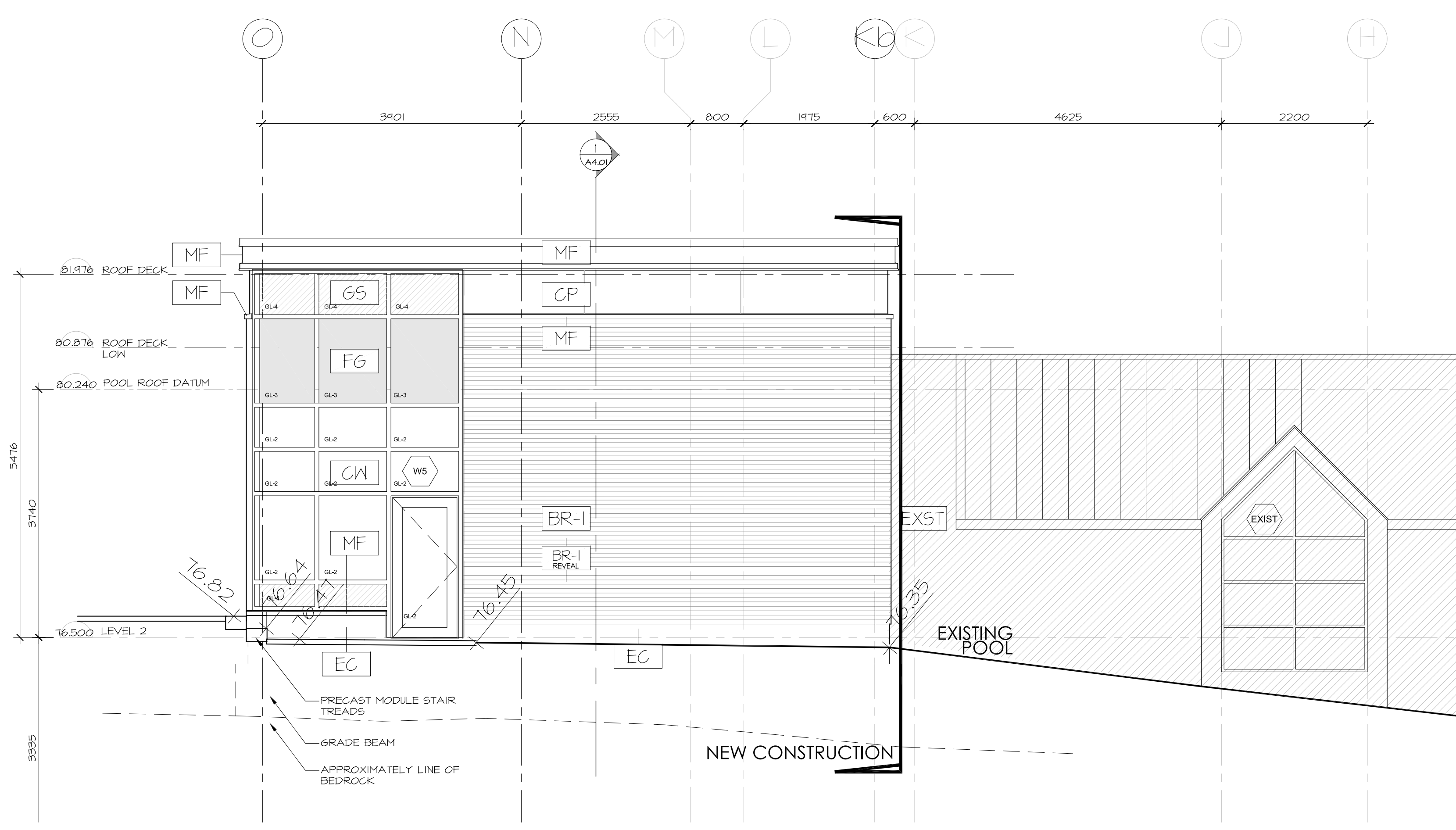
CE DESSIN CONSTITUE LA PROPRIÉTÉ DE LA VILLE D'OTTAWA ET TOUT DROIT D'AUTEUR EST RÉSERVÉ. LES DIMENSIONS UTILISÉES SE SONT À DES FINS D'ESTIMATION SEULEMENT. IL INCOMBE À CHAQUE ENTREPRENEUR, SOUS-CONTRACTANT OU CONSULTANT DE VÉRIFIER TOUTES LES DIMENSIONS ET LES CONDITIONS SUR LE CHANTIER. VEUILLEZ INFORMER LE PROPRIÉTAIRE DE TOUTE ERREUR OU OMISSION AVANT D'ENTAMER LES TRAVAUX. NE DRESSÉZ PAS LES PLANS À L'ÉCHELLE.

ARCHITECT / ARCHITECTE	CONSULTANT / EXPERT-CONSEIL
CONSULTANT / EXPERT-CONSEIL	CONSULTANT / EXPERT-CONSEIL

PROJECT / LOCATION / PROJET / ENDROIT  
**DOVERCOURT**  
 PHASE 2  
 ADDITION & RENOVATION  
 411 DOVERCOURT  
 OTTAWA, ONTARIO

DRAWING / DESSIN  
**REFLECTED CEILING PLAN**  
 GROUND

**1** GROUND FLOOR REFLECTED CEILING PLAN  
 A2.04 SCALE 1:50



**2 EAST ELEVATION**  
A3.01 SCALE 1:50

- EXTERIOR MATERIAL LEGEND**
- BR-1 BRICK - COLOUR 1
  - BR-2 BRICK - COLOUR 2
  - CP CEMENT PANEL SIDING
  - MF METAL FLASHING
  - MS METAL SIDING
  - CW CURTAIN WALL
  - GS GLASS SPANDREL
  - EC EXPOSED CONCRETE
  - RW RETAINING WALL
  - SGN SIGNAGE
  - PC PRECAST CAP
  - AS ALUMINUM SPADREL
  - FG FROSTED GLASS
  - EXST EXISTING



**Hobin Architecture Incorporated**  
63 Pamilla Street  
Ottawa, Ontario  
Canada K1S 3K7  
T: 613-238-7200  
F: 613-235-2005  
E: mail@hobinarc.com  
hobinarc.com  
**HOBIN**  
ARCHITECTURE

6			
5	RE-ISSUED FOR CONSTRUCTION	2018/05/14	DV
4	ISSUED FOR ADDENDUM - CURTAIN WALL	2017/10/20	DV
3	ISSUED FOR CONSTRUCTION	2017/10/03	DV
2	ISSUED FOR PERMIT	2017/07/25	DV
1	ISSUED FOR INFORMATION	2017/06/23	DV
NUMBER	MILESTONE / FAT SAILLANT	DATE: (MM/DD)	INITIALS
		DATE: (MM/DD)	INITIALS

DESIGNED BY / CONÇU PAR: \_\_\_\_\_ CHECKED BY / VÉRIFIÉ PAR: \_\_\_\_\_  
DRAWN BY / DÉSSINÉ PAR: DV SCALE / ÉCHELLE: 1:50

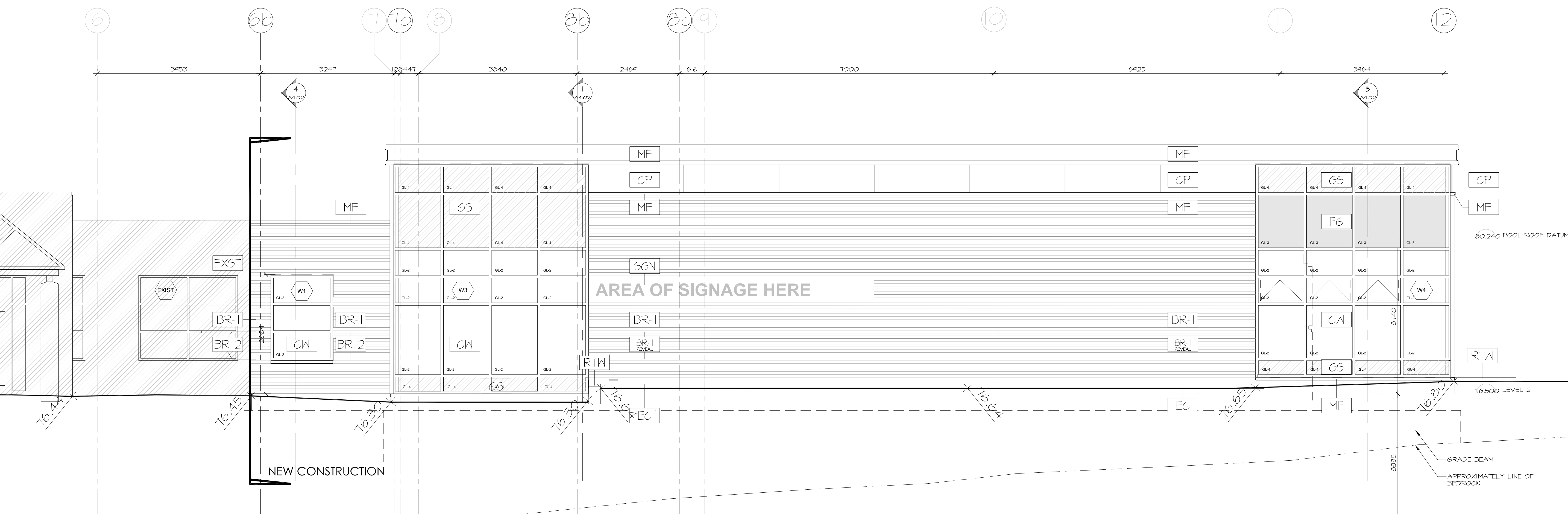
DETAIL NUMBER <b>1</b>	DRAWING TITLE
SHEET NUMBER	

THIS DRAWING IS THE PROPERTY OF THE CITY OF OTTAWA AND ALL COPYRIGHT IS RESERVED. DIMENSIONS ON DRAWING ARE FOR ESTIMATING PURPOSES ONLY. IT IS THE RESPONSIBILITY OF EACH CONTRACTOR AND SUB-CRONTACTOR OR CONSULTANT TO CHECK AND VERIFY ALL DIMENSIONS AND CONDITIONS ON SITE. NOTIFY OWNER OF ANY ERRORS OR OMISSIONS PRIOR TO COMMENCING THE WORK. DO NOT SCALE THE DRAWINGS.  
CE DESSIN CONSTITUE LA PROPRIÉTÉ DE LA VILLE D'OTTAWA ET TOUT DROIT D'AUTEUR EST RÉSERVÉ. LES DIMENSIONS UTILISÉES SE SONT À DES FINS D'ESTIMATION SEULEMENT. IL INCOMBE À CHAQUE ENTREPRENEUR, SOUS-CONTRACTANT OU CONSULTANT DE VÉRIFIER TOUTES LES DIMENSIONS ET LES CONDITIONS SUR LE CHANTIER. VEUILLEZ INFORMER LE PROPRIÉTAIRE DE TOUTE ERREUR OU OMISSION AVANT D'ENTAMER LES TRAVAUX. NE DRESSÉZ PAS LES PLANS À L'ÉCHELLE.

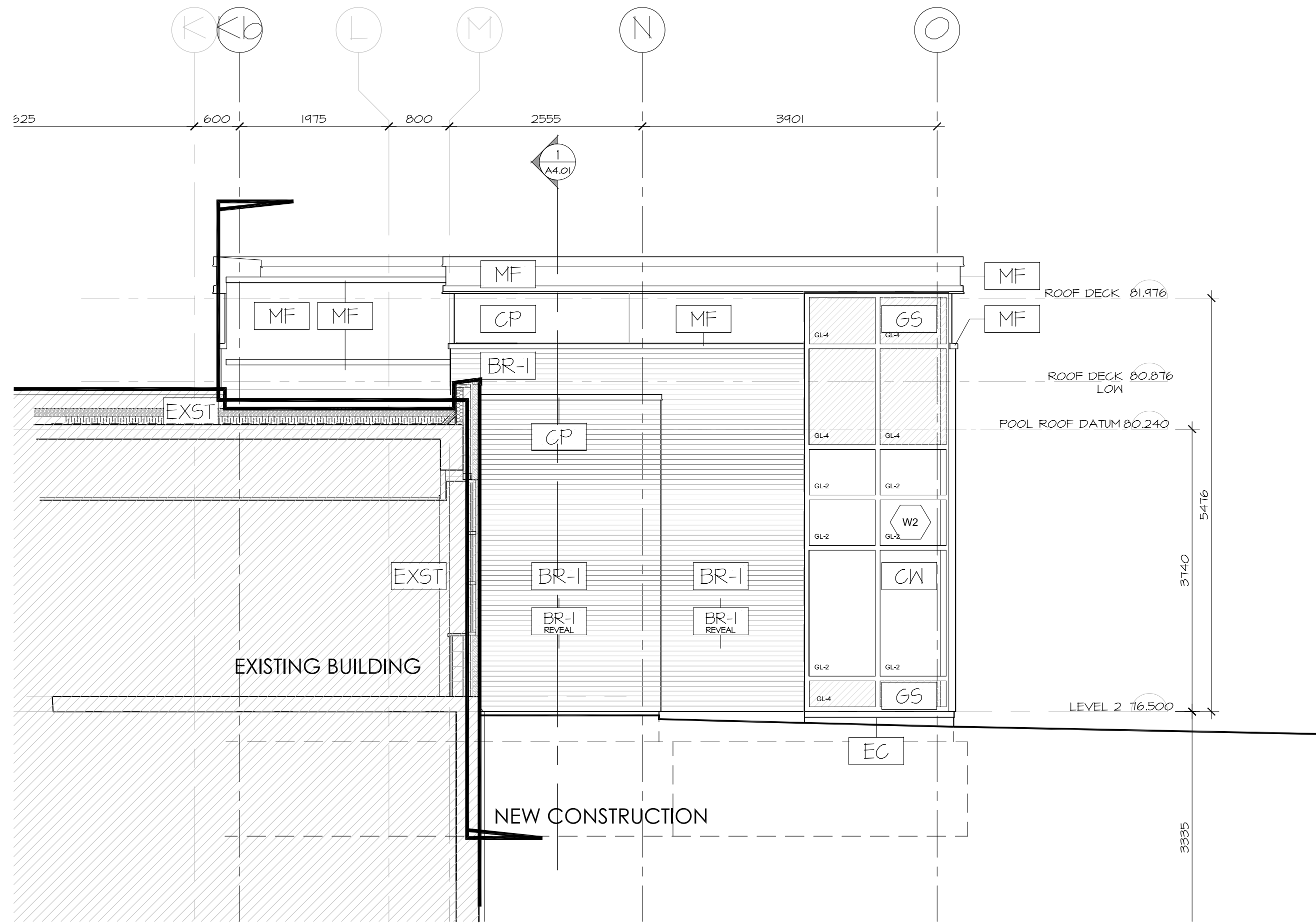
ARCHITECT / ARCHITECTE	CONSULTANT / EXPERT-CONSEIL
CONSULTANT / EXPERT-CONSEIL	CONSULTANT / EXPERT-CONSEIL

PROJECT / LOCATION / PROJET / ENDROIT  
**DOVERCOURT**  
**PHASE 2**  
**ADDITION & RENOVATION**  
411 DOVERCOURT  
OTTAWA, ONTARIO

DRAWING / DESSIN  
**ELEVATIONS**  
**SOUTH AND EAST**



**1 SOUTH ELEVATION**  
A3.01 SCALE 1:50



1 WEST ELEVATION  
A3.02 SCALE 1:50

EXTERIOR MATERIAL LEGEND

- BR-1 BRICK - COLOUR 1
- BR-2 BRICK - COLOUR 2
- CP CEMENT PANEL SIDING
- MF METAL FLASHING
- MS METAL SIDING
- CW CURTAIN WALL
- GS GLASS SPANDREL
- EC EXPOSED CONCRETE
- RW RETAINING WALL
- SGN SIGNAGE
- PC PRECAST CAP
- AS ALUMINUM SPANDREL
- FG FROSTED GLASS
- EXST EXISTING




DEPARTMENT OF CORPORATE SERVICES / SERVICES GÉNÉRAUX  
REAL PROPERTY ASSET MANAGEMENT BRANCH /  
DIRECTION DE LA GESTION DES ACTIFS ET DES BIENS IMMOBILIERS  
DESIGN AND CONSTRUCTION DIVISION /  
DIVISION DE LA CONCEPTION ET DE LA CONSTRUCTION

GREG GEDDES CHIEF CORPORATE SERVICES OFFICER /  
CHEF DES SERVICES GÉNÉRAUX  
S.A. FINNAMORE, O.A.A. DIRECTOR / DIRECTEUR, O.A.O.  
ROBERT VAILLANCOURT, O.A.A. MANAGER / GESTIONNAIRE, O.A.O.  
FOR / POUR



Hobin Architecture  
Incorporated

63 Pamilla Street  
Ottawa, Ontario  
Canada K1S 3K7  
T: 613-238-7200  
F: 613-235-2005  
E: mail@hobinarc.com



hobinarc.com HOBIN ARCHITECTURE

6			
5	RE-ISSUED FOR CONSTRUCTION	2018/05/14	DV
4	ISSUED FOR ADDENDUM - CURTAIN WALL	2017/10/20	DV
3	ISSUED FOR CONSTRUCTION	2017/05/03	DV
2	ISSUED FOR PERMIT	2017/07/25	DV
1	ISSUED FOR INFORMATION	2017/06/22	DV
NUMBER	MILESTONE / FAT SAUVAANT	DATE: (MM/DD)	INITIALS / INITIALES
DESIGNED BY / CONÇU PAR	CHECKED BY / VÉRIFIÉ PAR		

DRAWN BY / DÉSSINÉ PAR	SCALE / ÉCHELLE
DV	1:50

DETAIL NUMBER	DRAWING TITLE
A1.1	
SHEET NUMBER	

THIS DRAWING IS THE PROPERTY OF THE CITY OF OTTAWA AND ALL COPYRIGHT IS RESERVED. DIMENSIONS ON DRAWING ARE FOR ESTIMATING PURPOSES ONLY. IT IS THE RESPONSIBILITY OF EACH CONTRACTOR AND SUB-CONTRACTOR OR CONSULTANT TO CHECK AND VERIFY ALL DIMENSIONS AND CONDITIONS ON SITE. NOTIFY OWNER OF ANY ERRORS OR OMISSIONS PRIOR TO COMMENCING THE WORK. DO NOT SCALE THE DRAWINGS.

CE DESSIN CONSTITUE LA PROPRIÉTÉ DE LA VILLE D'OTTAWA ET TOUT DROIT D'AUTEUR EST RÉSERVÉ. LES DIMENSIONS UTILISÉES SE SONT À DES FINS D'ESTIMATION SEULEMENT. IL INCOMBE À CHAQUE ENTREPRENEUR, SOUS-CONTRACTANT OU CONSULTANT DE VÉRIFIER TOUTES LES DIMENSIONS ET LES CONDITIONS SUR LE CHANTIER. VEUILLEZ INFORMER LE PROPRIÉTAIRE DE TOUTE ERREUR OU OMISSION AVANT D'ENTAMER LES TRAVAUX. NE DRESSÉZ PAS LES PLANS À L'ÉCHELLE.

ARCHITECT / ARCHITECTE CONSULTANT / EXPERT-CONSEIL

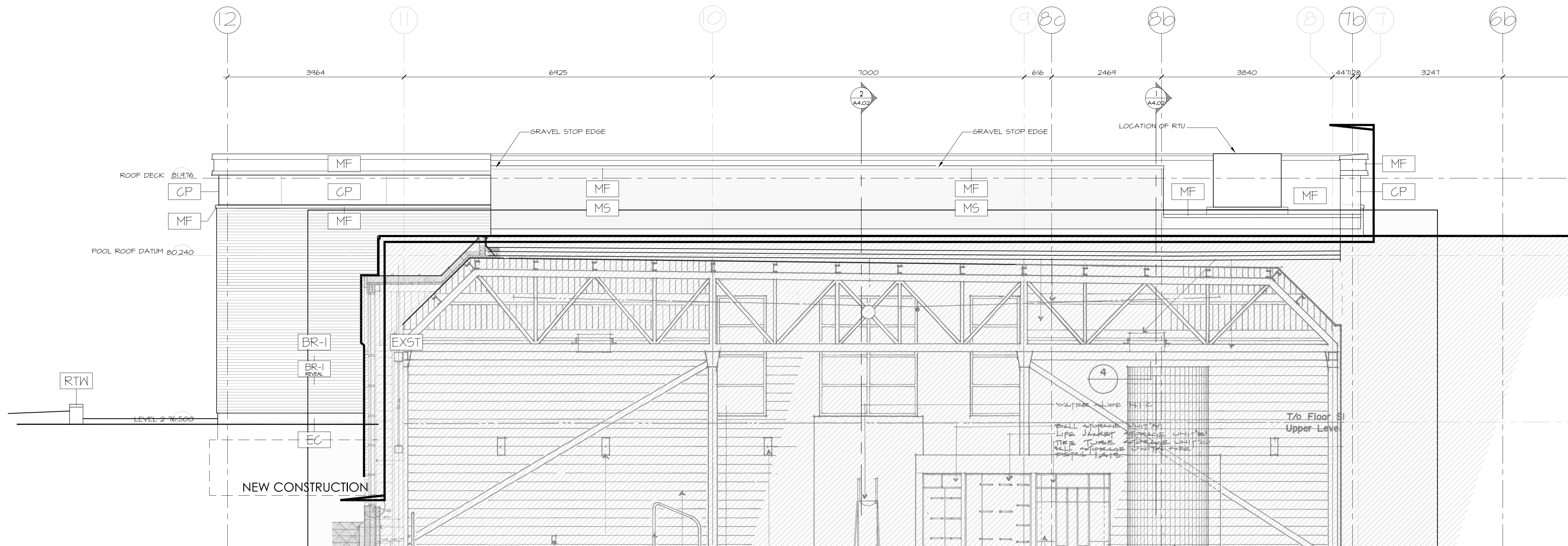
CONSULTANT / EXPERT-CONSEIL CONSULTANT / EXPERT-CONSEIL

PROJECT / LOCATION / PROJET / ENDROIT  
**DOVERCOURT**  
**PHASE 2**  
**ADDITION & RENOVATION**  
411 DOVERCOURT  
OTTAWA, ONTARIO

DRAWING / DESSIN  
**ELEVATIONS**  
**NORTH AND WEST**

FACILITY NO. / NO. DE INSTALLATIONS SHEET NO. / FEUILLE NO.  
**A3.02**

PROJECT NO. / PROJET NO.  
1713




2 NORTH ELEVATION  
A3.02 SCALE 1:50

**A3.02**



Hobin Architecture  
 Incorporated

63 Pamilla Street  
 Ottawa, Ontario  
 Canada K1S 3K7  
 T: 613-238-7200  
 F: 613-235-2005  
 E: mail@hobinarc.com



hobinarc.com ARCHITECTURE

NUMBER	DATE	BY (NAME)	INITIALS
6			
5	2018/05/14		DV
4	2017/10/20		DV
3	2017/10/03		DV
2	2017/07/25		DV
1	2017/06/23		DV

DESIGNED BY / CONÇU PAR	CHECKED BY / VÉRIFIÉ PAR

DRAWN BY / DÉSSINÉ PAR	SCALE / ÉCHELLE
DV	1:50

THIS DRAWING IS THE PROPERTY OF THE CITY OF OTTAWA AND ALL COPYRIGHT IS RESERVED. DIMENSIONS ON DRAWING ARE FOR ESTIMATING PURPOSES ONLY. IT IS THE RESPONSIBILITY OF EACH CONTRACTOR AND SUB-CONTRACTOR OR CONSULTANT TO CHECK AND VERIFY ALL DIMENSIONS AND CONDITIONS ON SITE. NOTIFY OWNER OF ANY ERRORS OR OMISSIONS PRIOR TO COMMENCING THE WORK. DO NOT SCALE THE DRAWINGS.

CE DESSIN CONSTITUE LA PROPRIÉTÉ DE LA VILLE D'OTTAWA ET TOUT DROIT D'AUTEUR EST RÉSERVÉ. LES DIMENSIONS UTILISÉES SE SONT À DES FINS D'ESTIMATION SEULEMENT. IL INCOMBE À CHAQUE ENTREPRENEUR, SOUS-CONTRACTANT OU CONSULTANT DE VÉRIFIER TOUTES LES DIMENSIONS ET LES CONDITIONS SUR LE CHANTIER. VEUILLEZ INFORMER LE PROPRIÉTAIRE DE TOUTE ERREUR OU OMISSION AVANT D'ENTAMER LES TRAVAUX. NE DRESSÉZ PAS LES PLANS À L'ÉCHELLE.

ARCHITECT / ARCHITECTE	CONSULTANT / EXPERT-CONSEIL
CONSULTANT / EXPERT-CONSEIL	CONSULTANT / EXPERT-CONSEIL

PROJECT / LOCATION / PROJET / ENDROIT

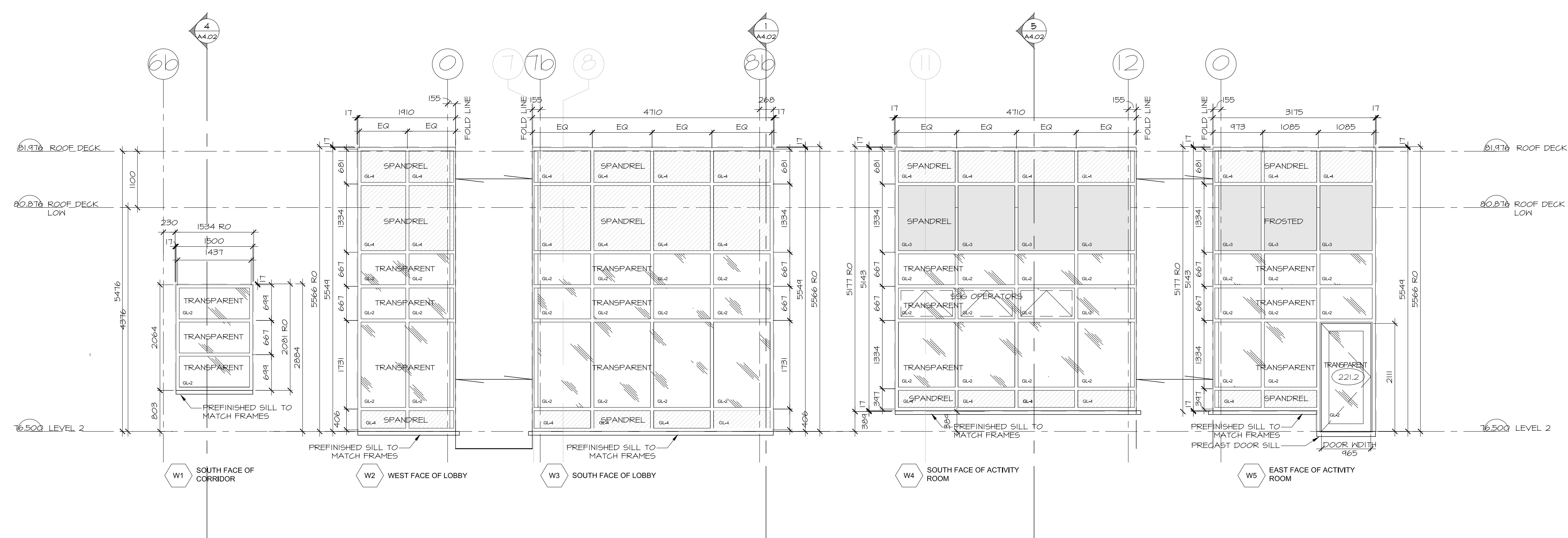
**DOVERCOURT**  
**PHASE 2**  
**ADDITION & RENOVATION**

411 DOVERCOURT  
 OTTAWA, ONTARIO

DRAWING / DESSIN  
**ELEVATIONS**  
**WINDOW ELEVATIONS**

FACILITY NO. / NO. DE INSTALLATIONS	SHEET NO. / FEUILLE NO.

PROJECT NO. / PROJET NO.  
**A3.03**  
 1713




**1 WINDOW ELEVATIONS**  
 A3.03 SCALE 1:50



Hobin Architecture  
 Incorporated

63 Pamilla Street  
 Ottawa, Ontario  
 Canada K1S 3K7  
 T: 613-238-7200  
 F: 613-235-2005  
 E: mail@hobinarc.com



hobinarc.com

6			
5			
4	REISSUED FOR CONSTRUCTION	2018/05/14	DV
3	ISSUED FOR CONSTRUCTION	2017/10/03	DV
2	ISSUED FOR PERMIT	2017/07/25	DV
1	ISSUED FOR INFORMATION	2017/06/22	DV
NUMBER	MILESTONE / FAT SAILLANT	DATE: (MM/AA)	INITIALS / INITIALES
DESIGNED BY / CONÇU PAR		CHECKED BY / VÉRIFIÉ PAR	
DRAWN BY / DÉSSINÉ PAR		SCALE / ÉCHELLE	
DV		1:50	

DETAIL NUMBER	DRAWING TITLE
A1.1	
SHEET NUMBER	

THIS DRAWING IS THE PROPERTY OF THE CITY OF OTTAWA AND ALL COPYRIGHT IS RESERVED. DIMENSIONS ON DRAWING ARE FOR ESTIMATING PURPOSES ONLY. IT IS THE RESPONSIBILITY OF EACH CONTRACTOR AND SUB-CONTRACTOR OR CONSULTANT TO CHECK AND VERIFY ALL DIMENSIONS AND CONDITIONS ON SITE. NOTIFY OWNER OF ANY ERRORS OR OMISSIONS PRIOR TO COMMENCING THE WORK. DO NOT SCALE THE DRAWINGS.

CE DESSIN CONSTITUE LA PROPRIÉTÉ DE LA VILLE D'OTTAWA ET TOUT DROIT D'AUTEUR EST RÉSERVÉ. LES DIMENSIONS UTILISÉES SE SONT À DES FINS D'ESTIMATION SEULEMENT. IL INCOMBE À CHAQUE ENTREPRENEUR, SOUS-CONTRACTANT OU CONSULTANT DE VÉRIFIER TOUTES LES DIMENSIONS ET LES CONDITIONS SUR LE CHANTIER. VEUILLEZ INFORMER LE PROPRIÉTAIRE DE TOUTE ERREUR OU OMISSION AVANT D'ENTAMER LES TRAVAUX. NE DRESSEZ PAS LES PLANS À L'ÉCHELLE.

ARCHITECT / ARCHITECTE	CONSULTANT / EXPERT-CONSEIL
ONTARIO ASSOCIATION OF ARCHITECTS  HOBIN ARCHITECTURE LICENCE 3049	

CONSULTANT / EXPERT-CONSEIL	CONSULTANT / EXPERT-CONSEIL

PROJECT / LOCATION / PROJET / ENDROIT

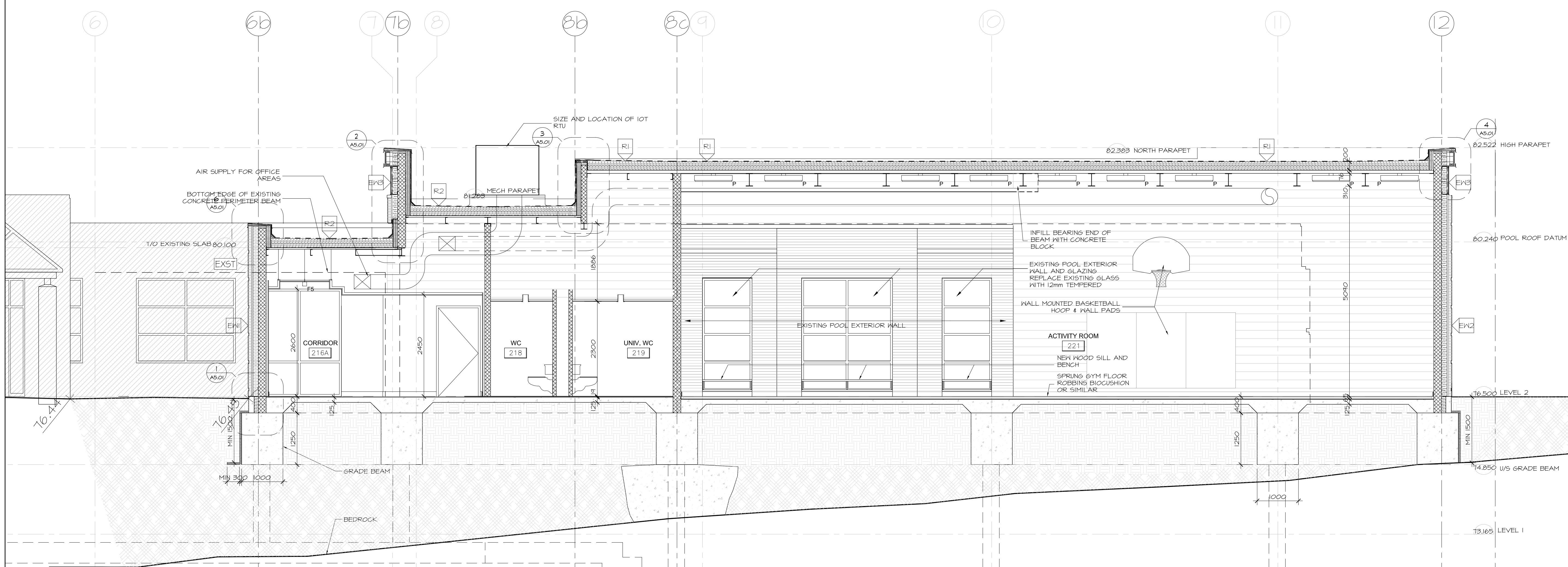
**DOVERCOURT**  
**PHASE 2**  
**ADDITION & RENOVATION**

411 DOVERCOURT  
 OTTAWA, ONTARIO

DRAWING / DESSIN  
**SECTIONS**  
**WEST - EAST SECTION**

FACILITY NO. / NO. DE INSTALLATIONS	SHEET NO. / FEUILLE NO.

PROJECT NO. / PROJET NO.  
**A4.01**  
 1713




1 WEST - EAST SECTION  
 A4.01 SCALE 1:50



Hobin Architecture  
 Incorporated

63 Pamilla Street  
 Ottawa, Ontario  
 Canada K1S 3K7  
 T: 613-238-7200  
 F: 613-235-2005  
 E: mail@hobinarc.com



hobinarc.com

6		
5		
4	REISSUED FOR CONSTRUCTION	2018/05/14 DV
3	ISSUED FOR CONSTRUCTION	2017/10/03 DV
2	ISSUED FOR PERMIT	2017/07/25 DV
1	ISSUED FOR INFORMATION	2017/06/23 DV
NUMBER	MILESTONE / FAT SALLANT	DATE: (MM/DD) (ANN)
DESIGNED BY / CONCEVU PAR		CHECKED BY / VÉRIFIÉ PAR
DRAWN BY / DESINÉ PAR		SCALE / ÉCHELLE
DV		1:50

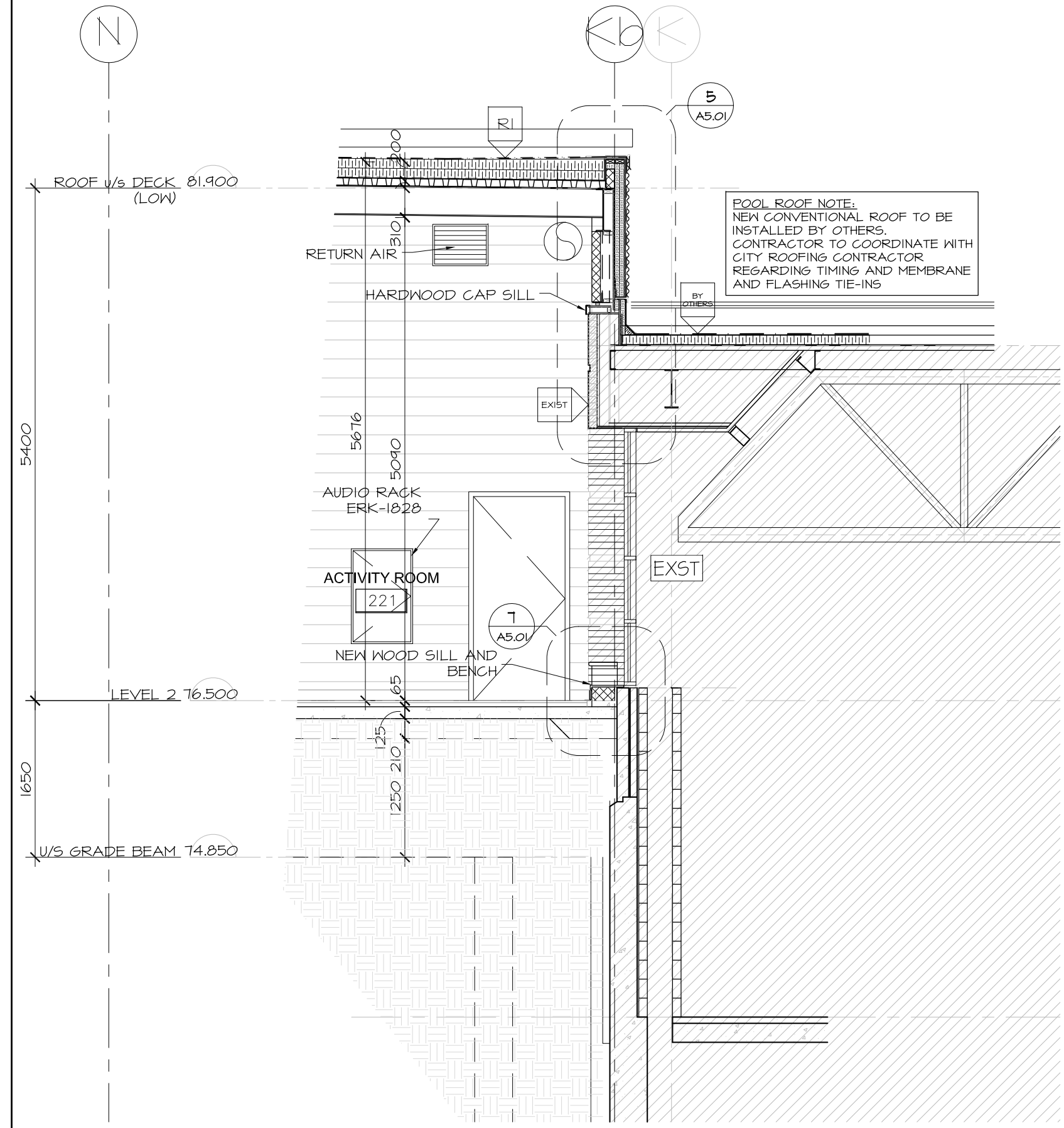
DETAIL NUMBER	DRAWING TITLE
A1.1	
SHEET NUMBER	

THIS DRAWING IS THE PROPERTY OF THE CITY OF OTTAWA AND ALL COPYRIGHT IS RESERVED. DIMENSIONS ON DRAWING ARE FOR ESTIMATING PURPOSES ONLY. IT IS THE RESPONSIBILITY OF EACH CONTRACTOR AND SUB-CONTRACTOR OR CONSULTANT TO CHECK AND VERIFY ALL DIMENSIONS AND CONDITIONS ON SITE. NOTIFY OWNER OF ANY ERRORS OR OMISSIONS PRIOR TO COMMENCING THE WORK. DO NOT SCALE THE DRAWINGS.	CE DESSIN CONSTITUE LA PROPRIÉTÉ DE LA VILLE D'OTTAWA ET TOUT DROIT D'AUTEUR EST RÉSERVÉ. LES DIMENSIONS UTILISÉES SE SONT À DES FINS DESTINATION SEULEMENT. IL INCOMBE À CHAQUE ENTREPRENEUR, SOUS-CONTRACTANT OU CONSULTANT DE VÉRIFIER TOUTES LES DIMENSIONS ET LES CONDITIONS SUR LE CHANTIER. VEUILLEZ INFORMER LE PROPRIÉTAIRE DE TOUTE ERREUR OU OMISSION AVANT D'ENTAMER LES TRAVAUX. NE DRESSEZ PAS LES PLANS À L'ÉCHELLE.
--	---

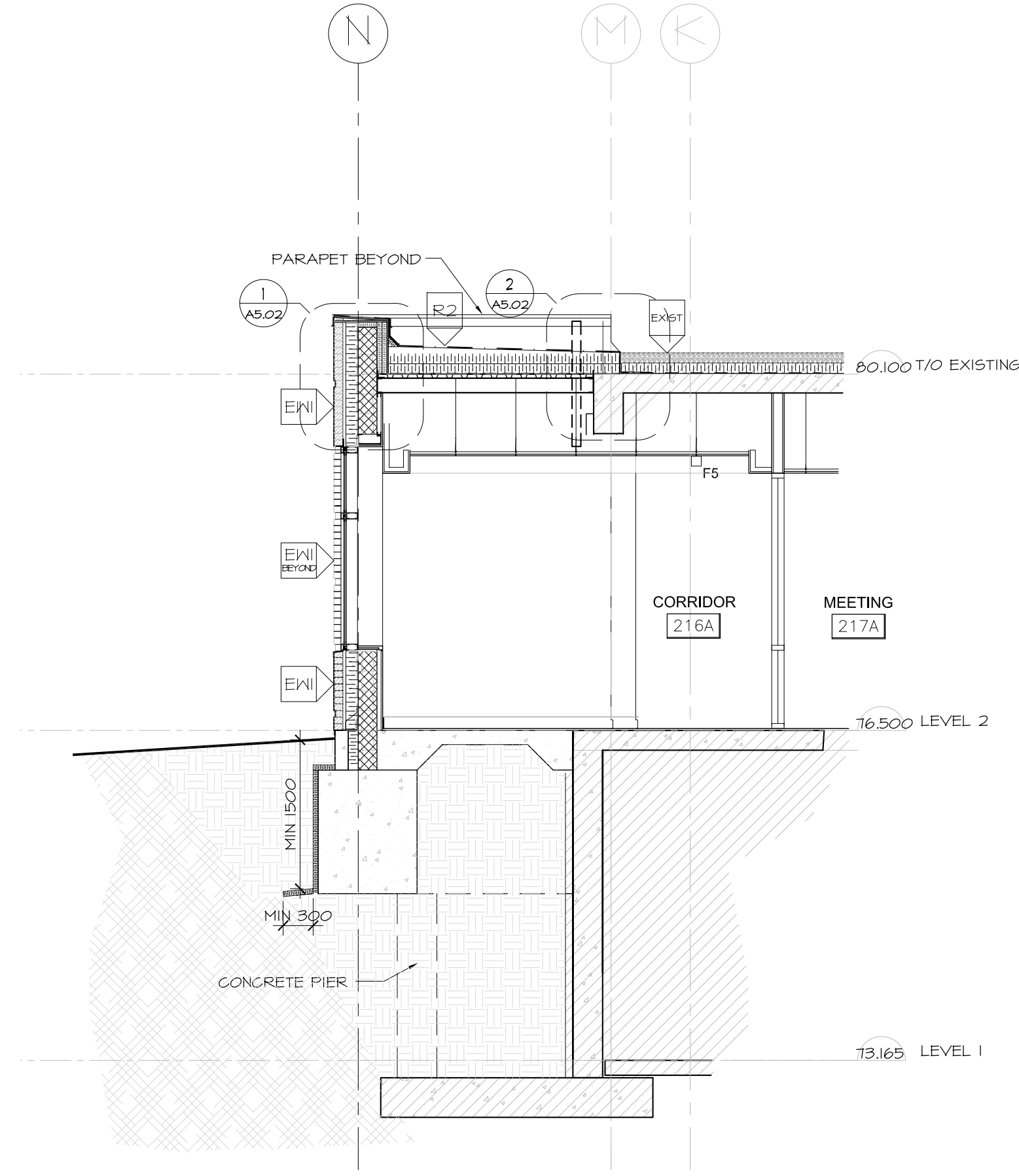
ARCHITECT / ARCHITECTE	CONSULTANT / EXPERT-CONSEIL
ONTARIO ASSOCIATION OF ARCHITECTS  <b>Greg J. Hobin</b> LICENCE 3049	
CONSULTANT / EXPERT-CONSEIL	CONSULTANT / EXPERT-CONSEIL

PROJECT / LOCATION / PROJET / ENDROIT	DOVERCOURT PHASE 2 ADDITION & RENOVATION 411 DOVERCOURT OTTAWA, ONTARIO
DRAWING / DESSIN	SECTIONS BUILDING SECTIONS

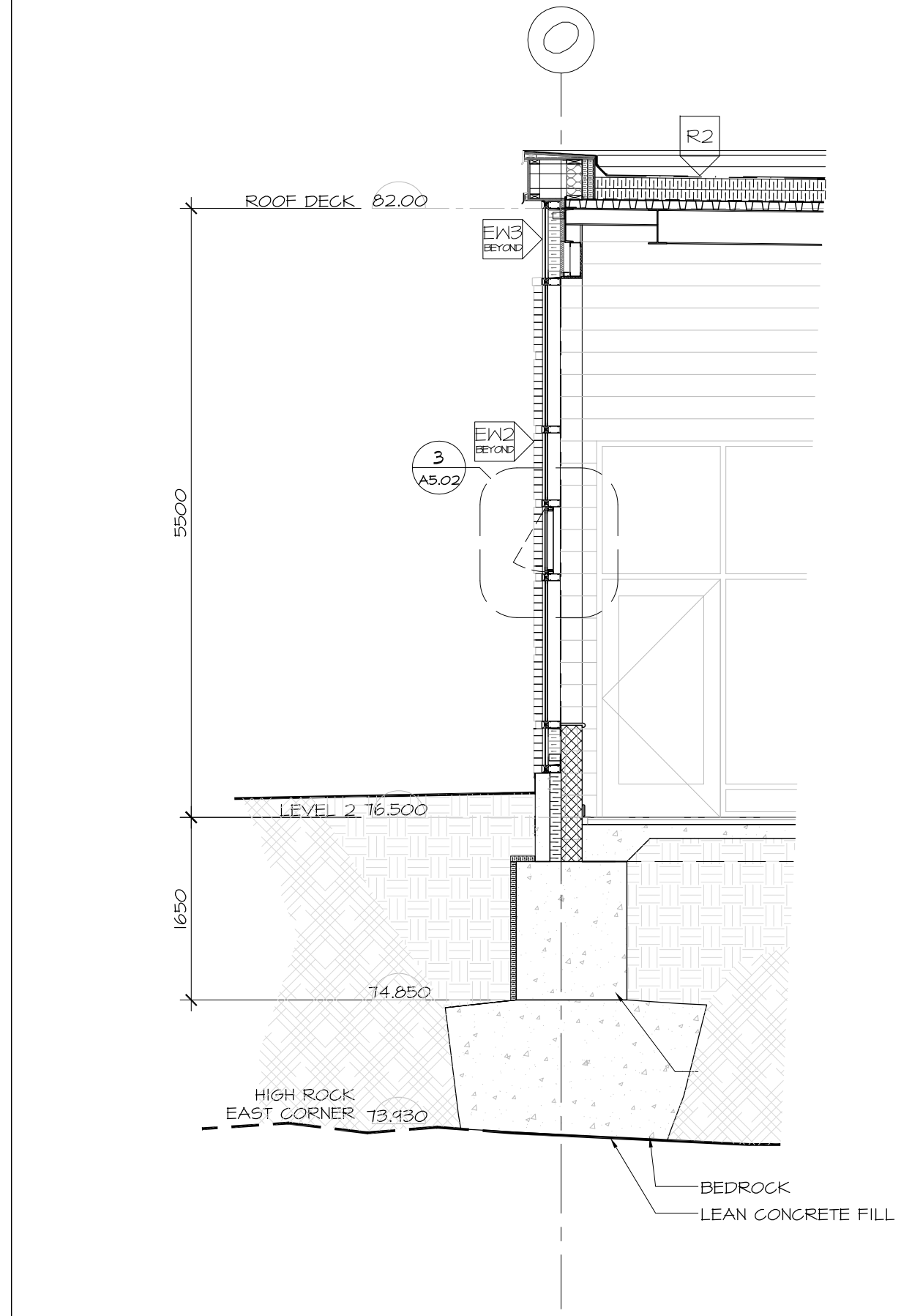
FACILITY NO. / NO. DE INSTALLATIONS	SHEET NO. / FEUILLE NO.
	A4.02
PROJECT NO. / PROJET NO.	1713



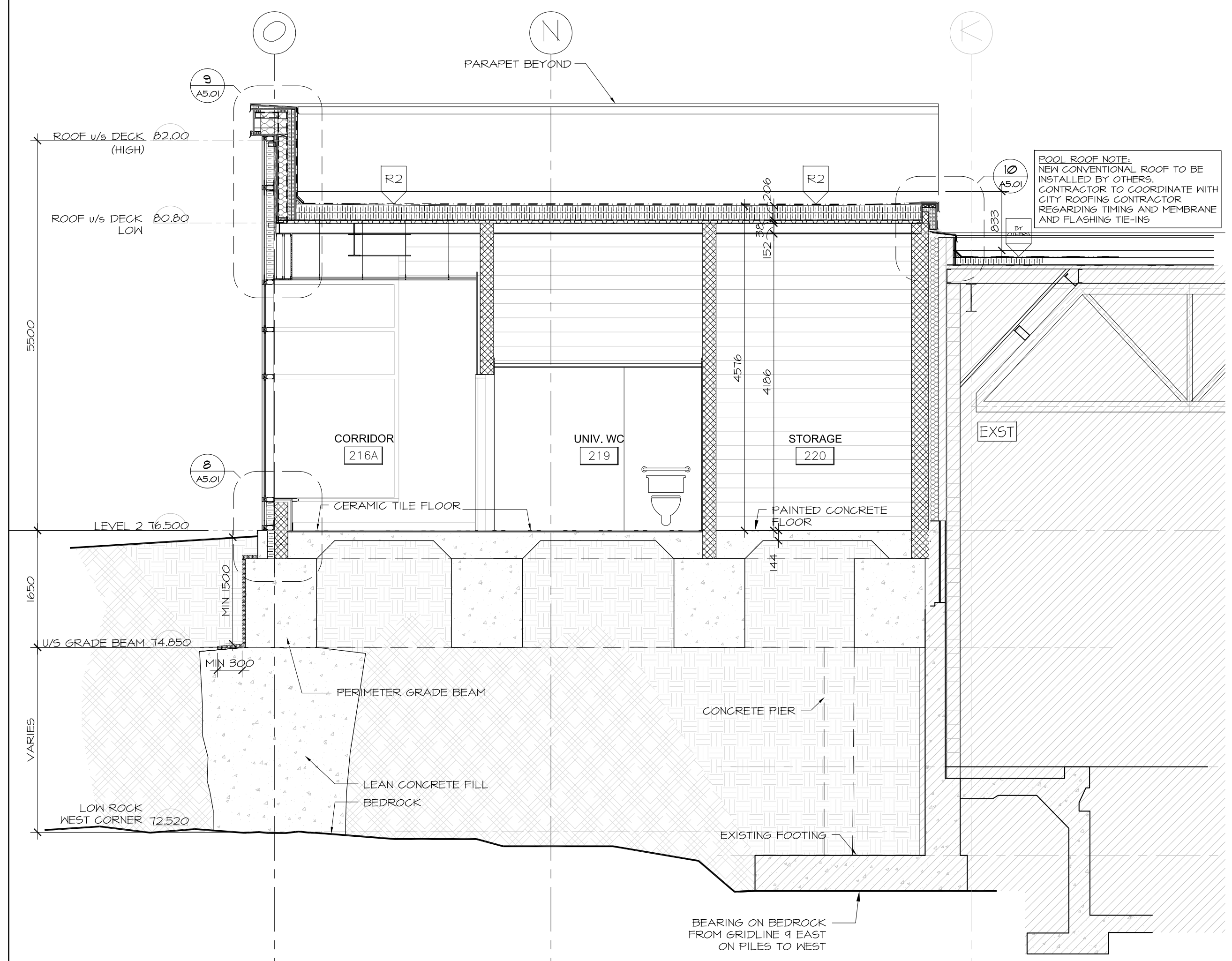
3 SECTION AT EXISTING POOL WINDOW  
 A4.02 SCALE 1:50



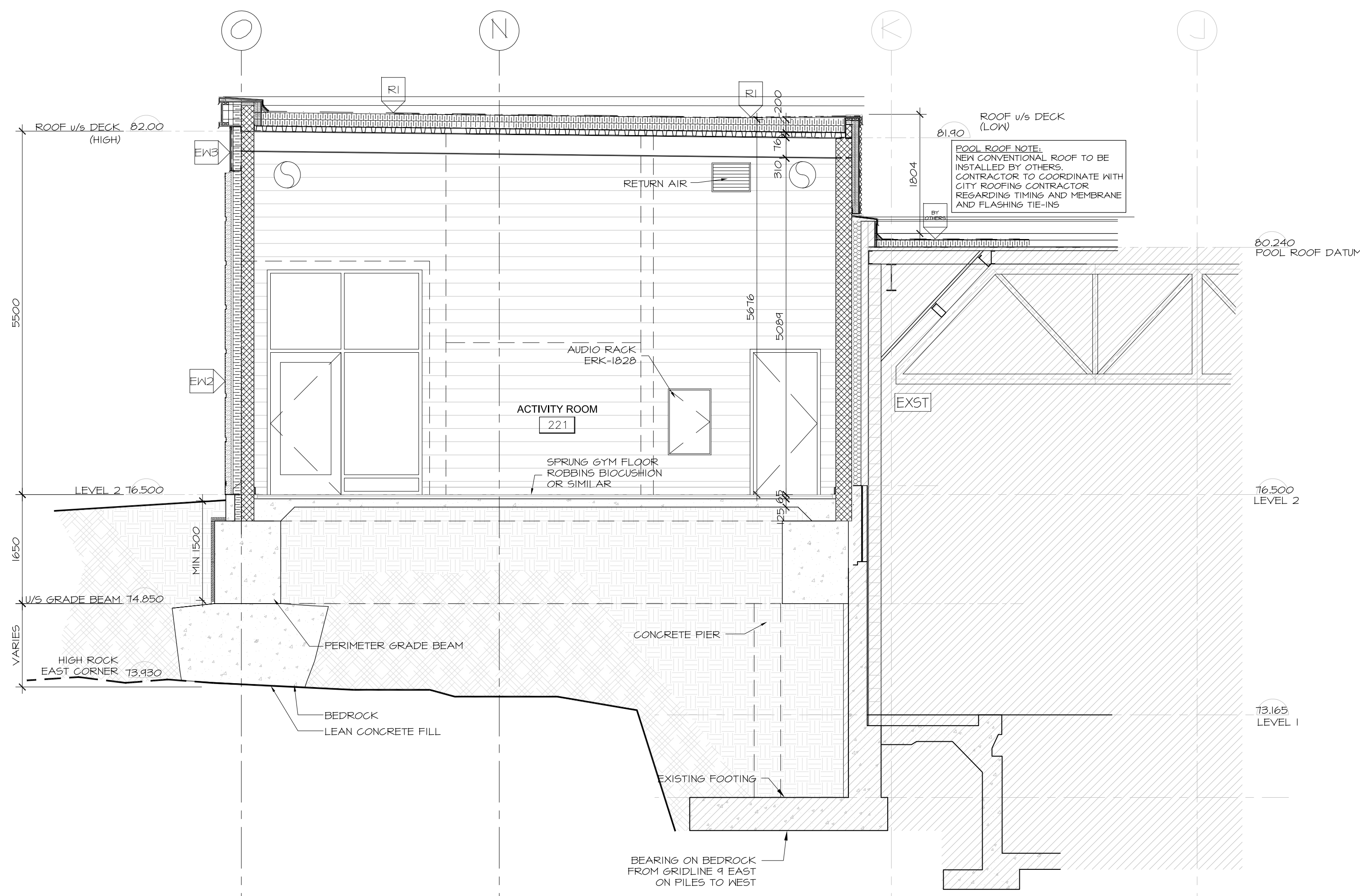
4 SECTION AT LINKING CORRIDOR  
 A4.02 SCALE 1:50



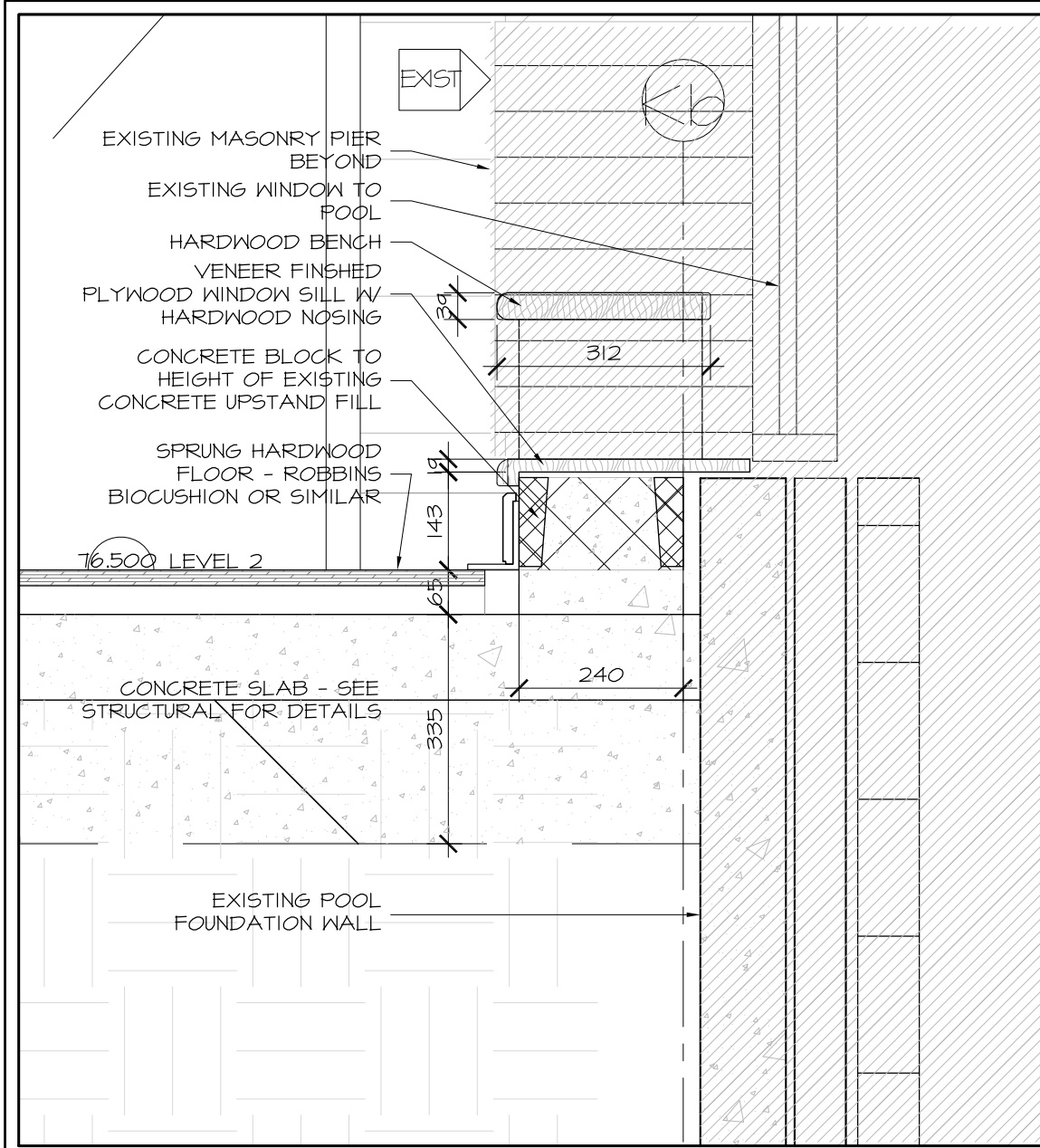
5 SECTION AT EAST CORNER WINDOW  
 A4.02 SCALE 1:50



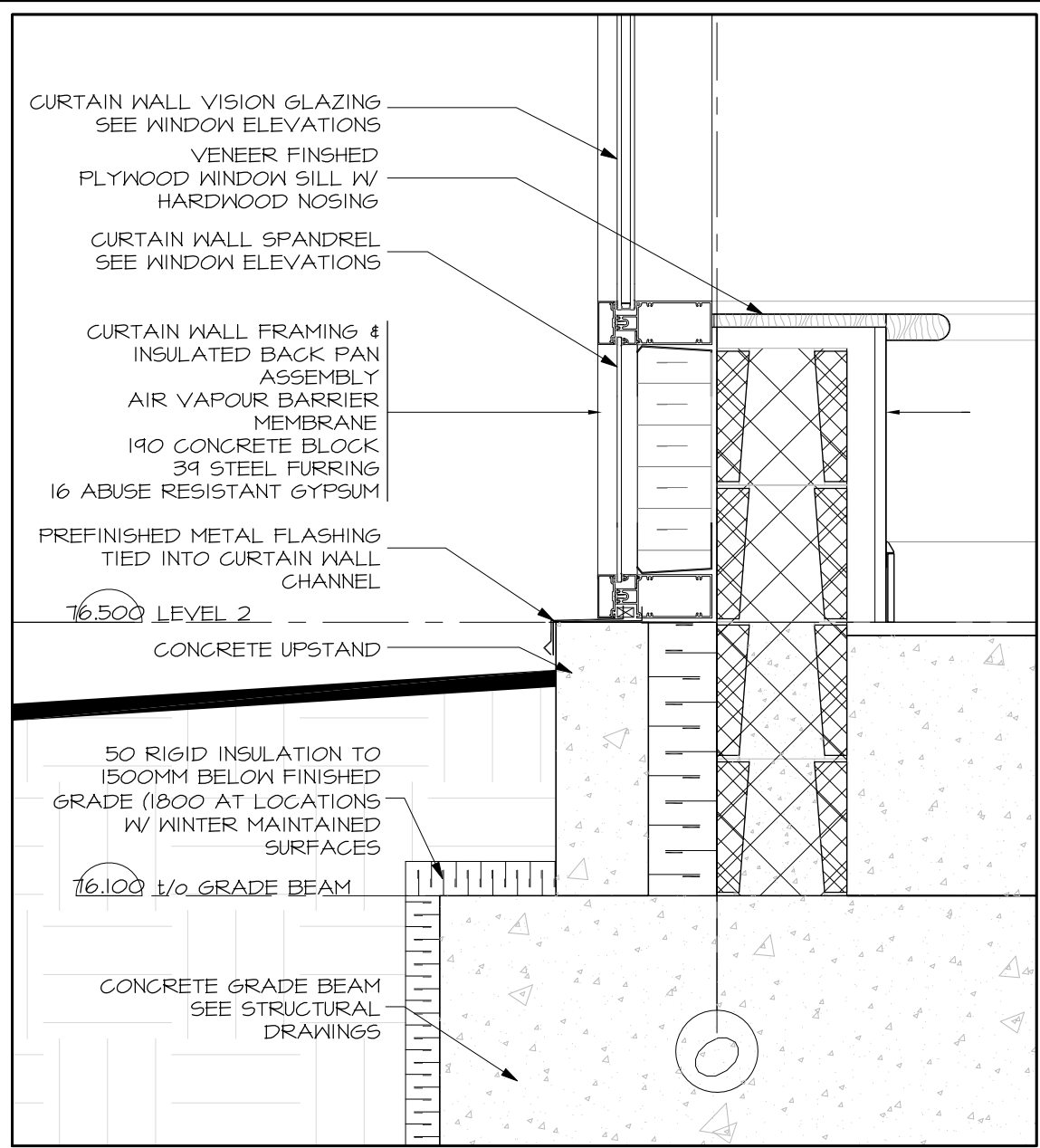
1 SECTION AT WASHROOM / STORAGE ROOM  
 A4.02 SCALE 1:50



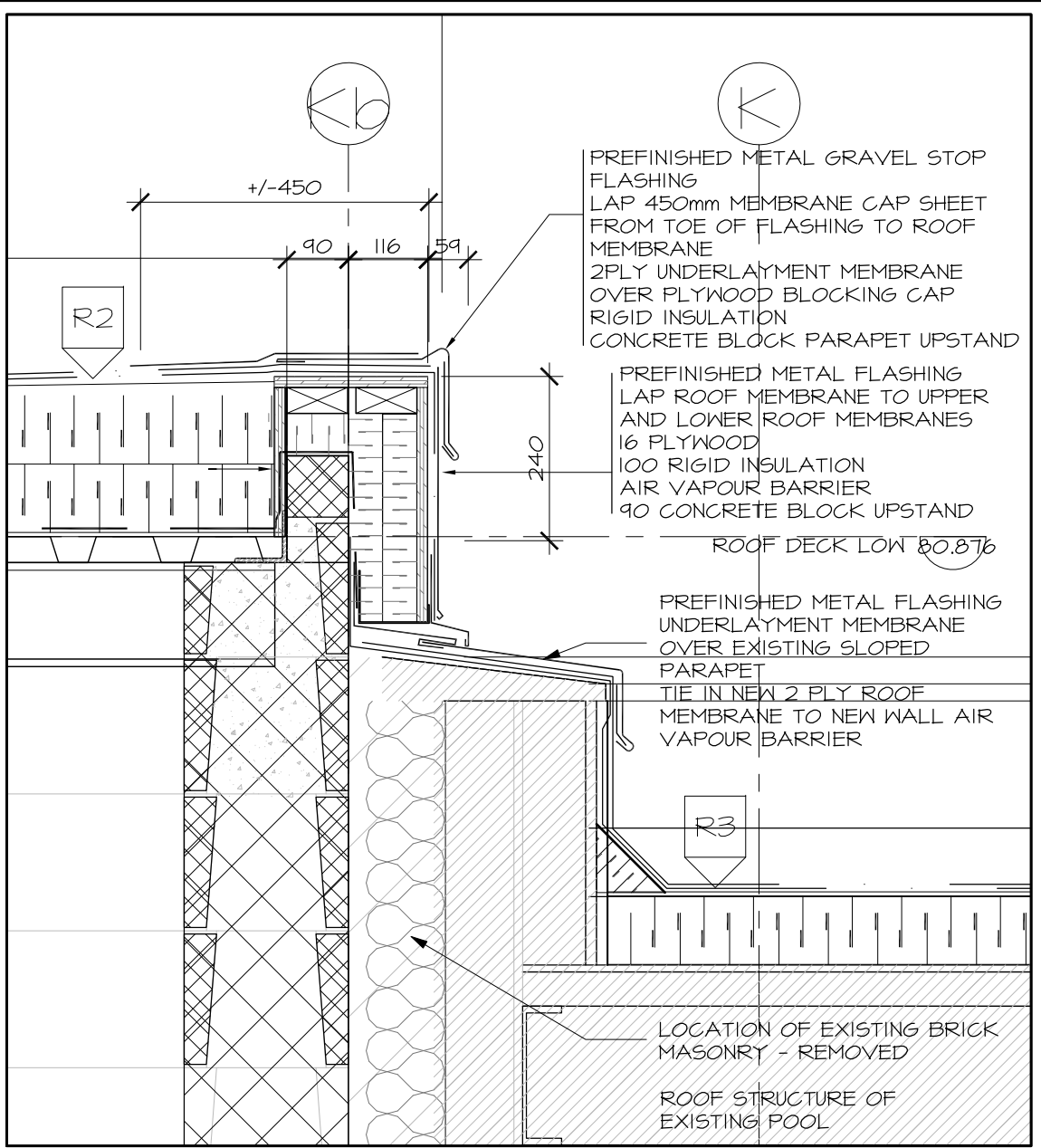
2 SECTION AT ACTIVITY ROOM 221 LOOKING WEST  
 A4.02 SCALE 1:50



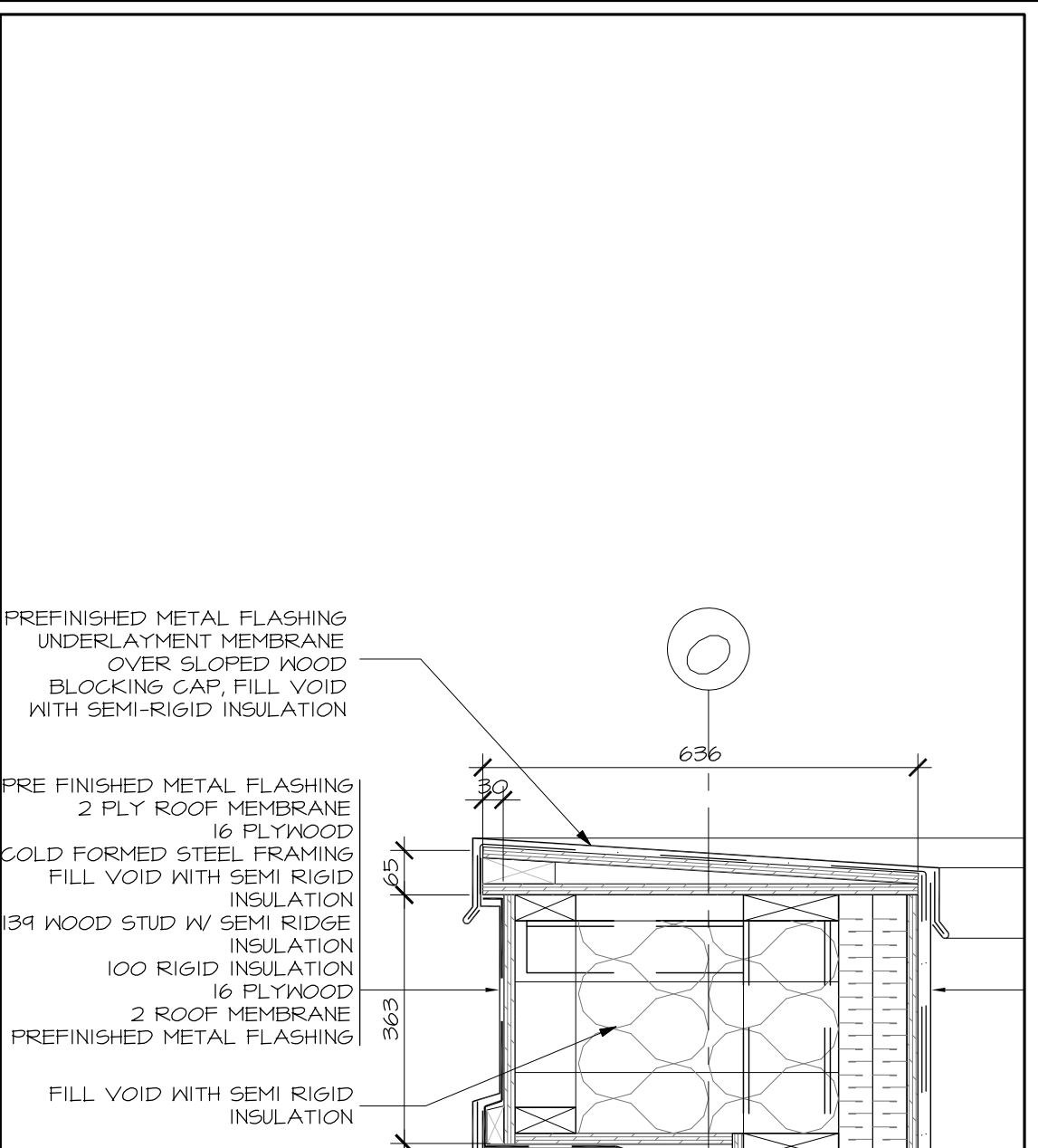
7 SECTION DETAIL AT GRID 6b  
A5.01 SCALE 1:10



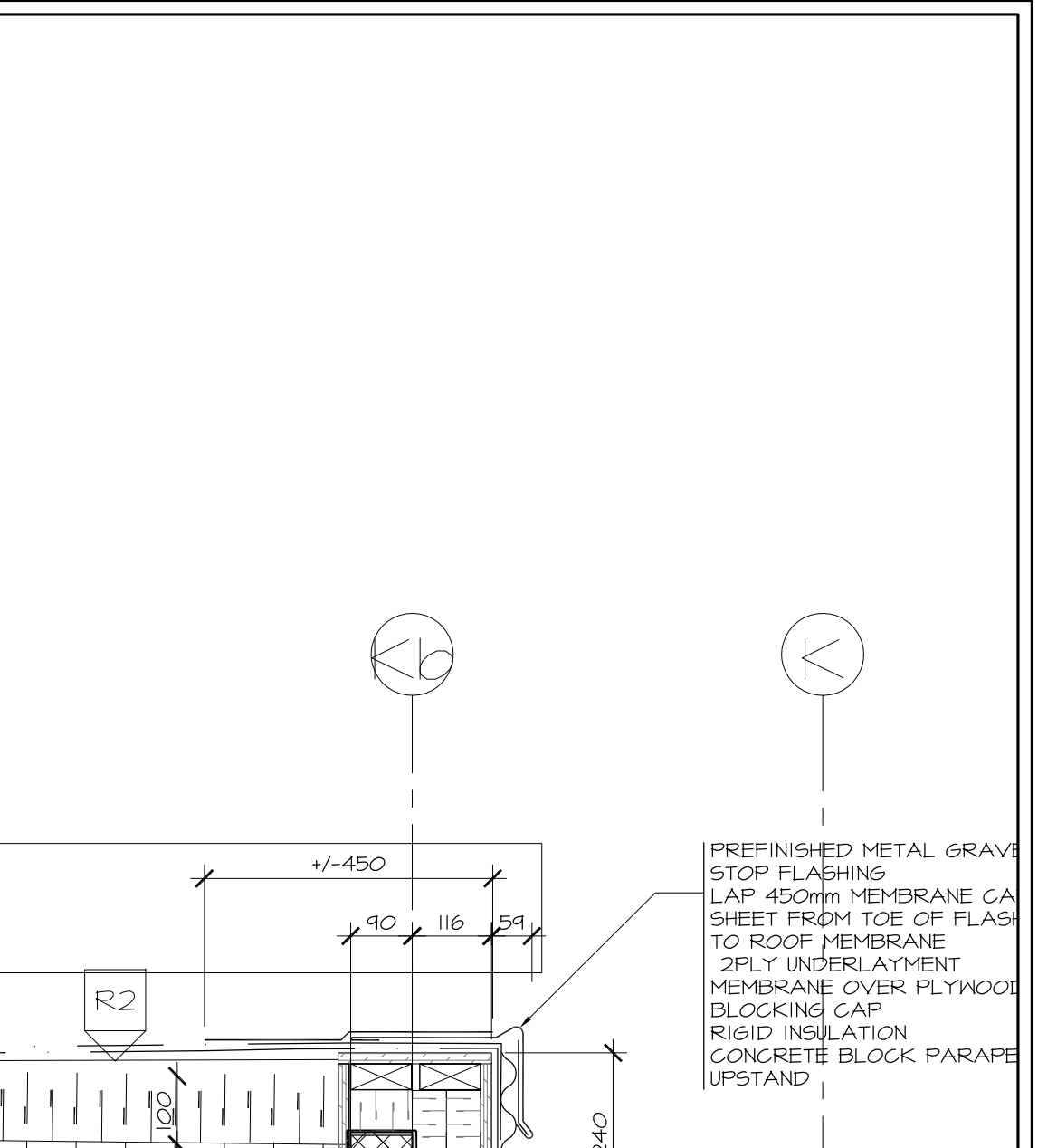
8 SECTION DETAIL AT GRID 6b  
A5.01 SCALE 1:10



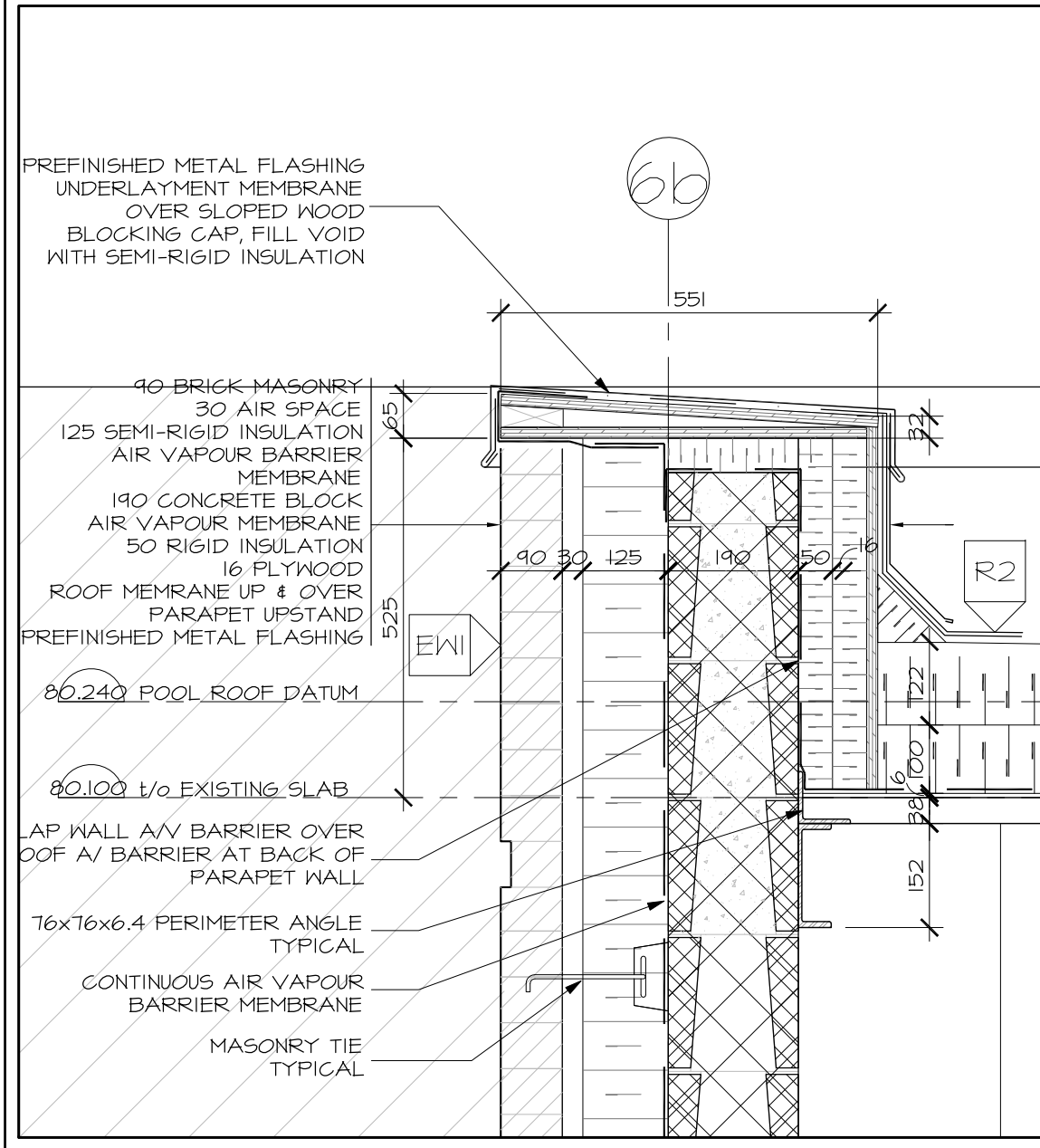
10 SECTION DETAIL AT GRID Kb - EXISTING  
A5.01 SCALE 1:10



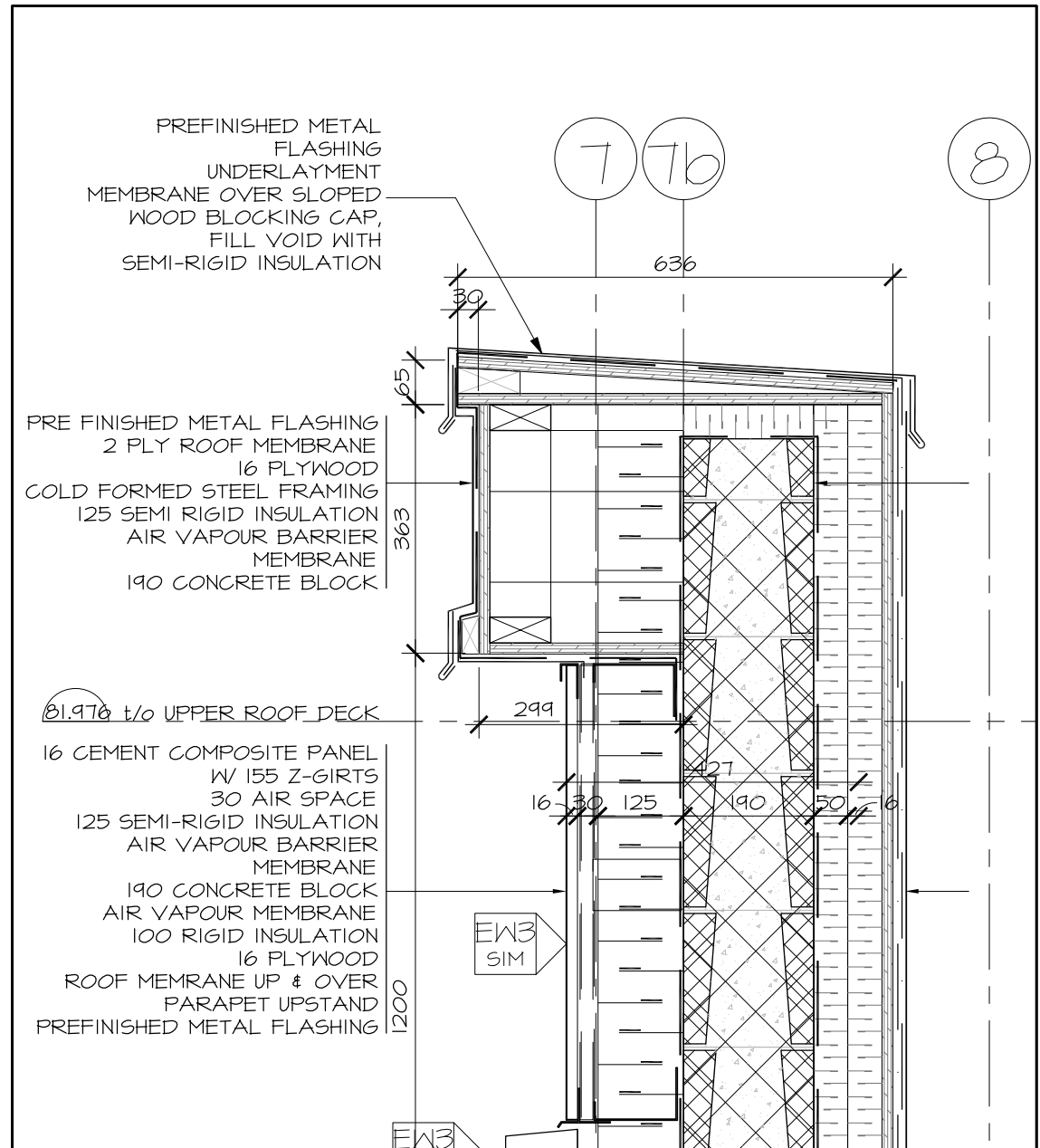
9 SECTION DETAIL AT GRID O - PARAPET  
A5.01 SCALE 1:10



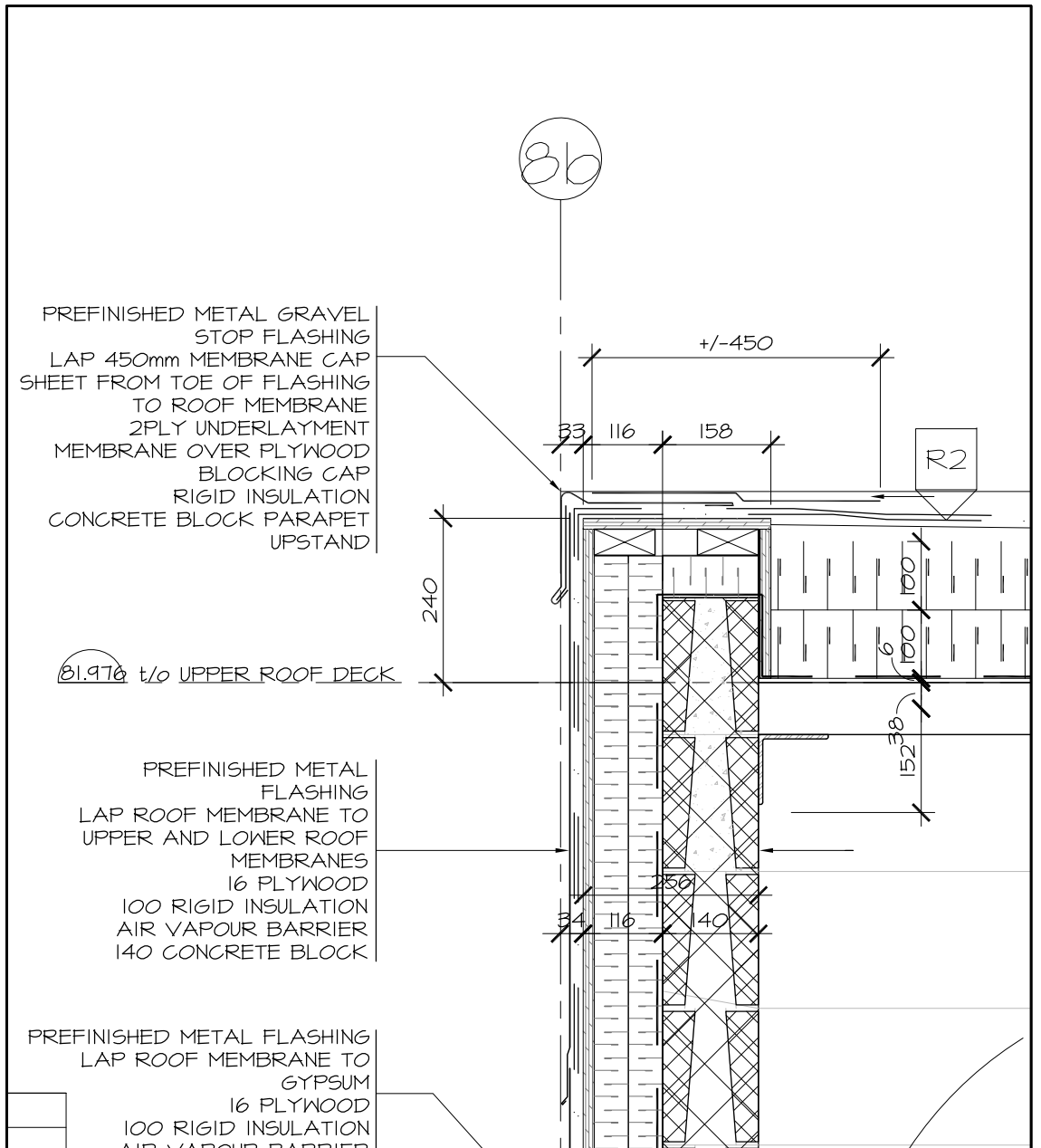
5 SECTION DETAIL AT GRID 6b  
A5.01 SCALE 1:10



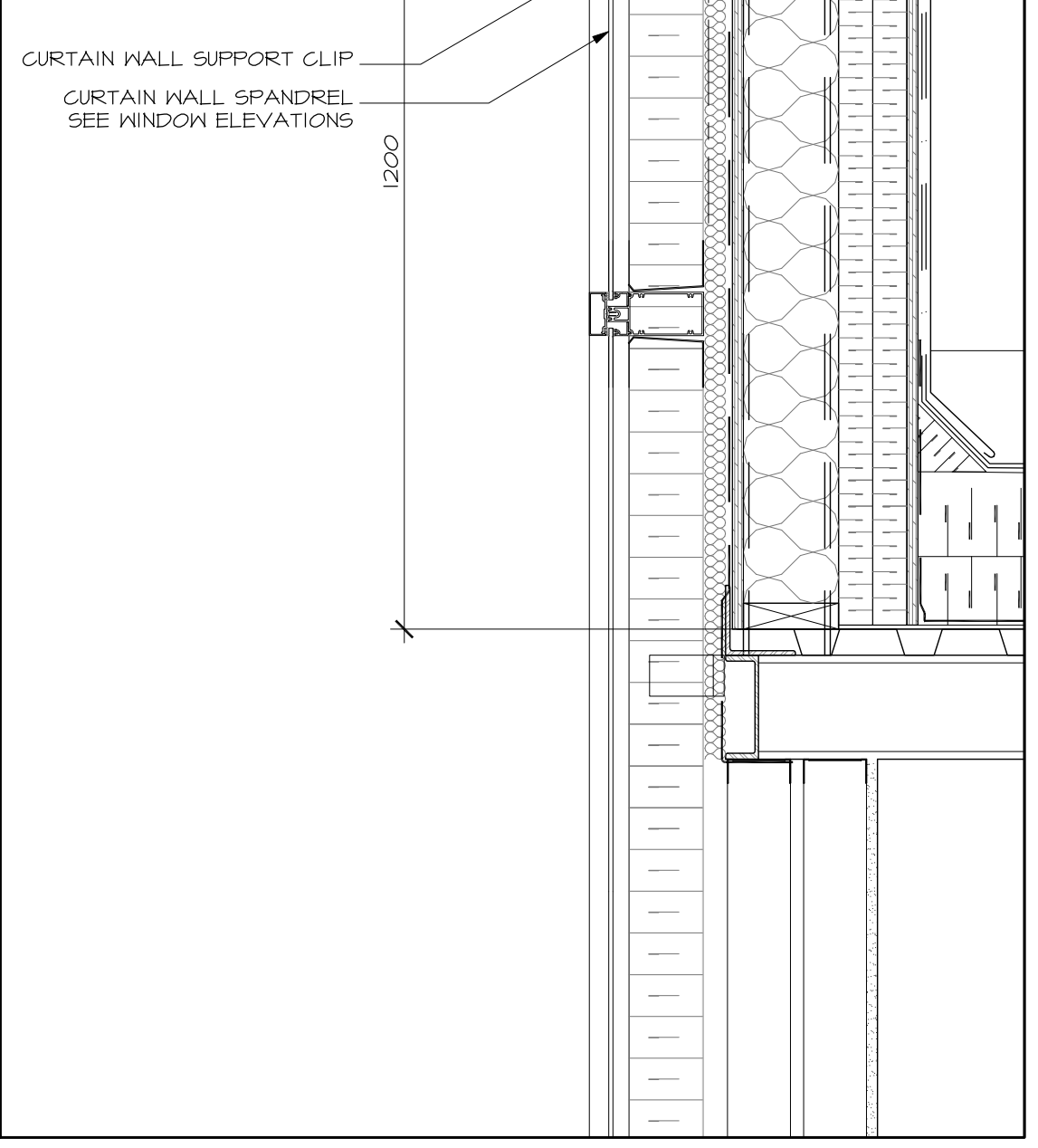
6 SECTION DETAIL AT GRID 6b - PARAPET  
A5.01 SCALE 1:10



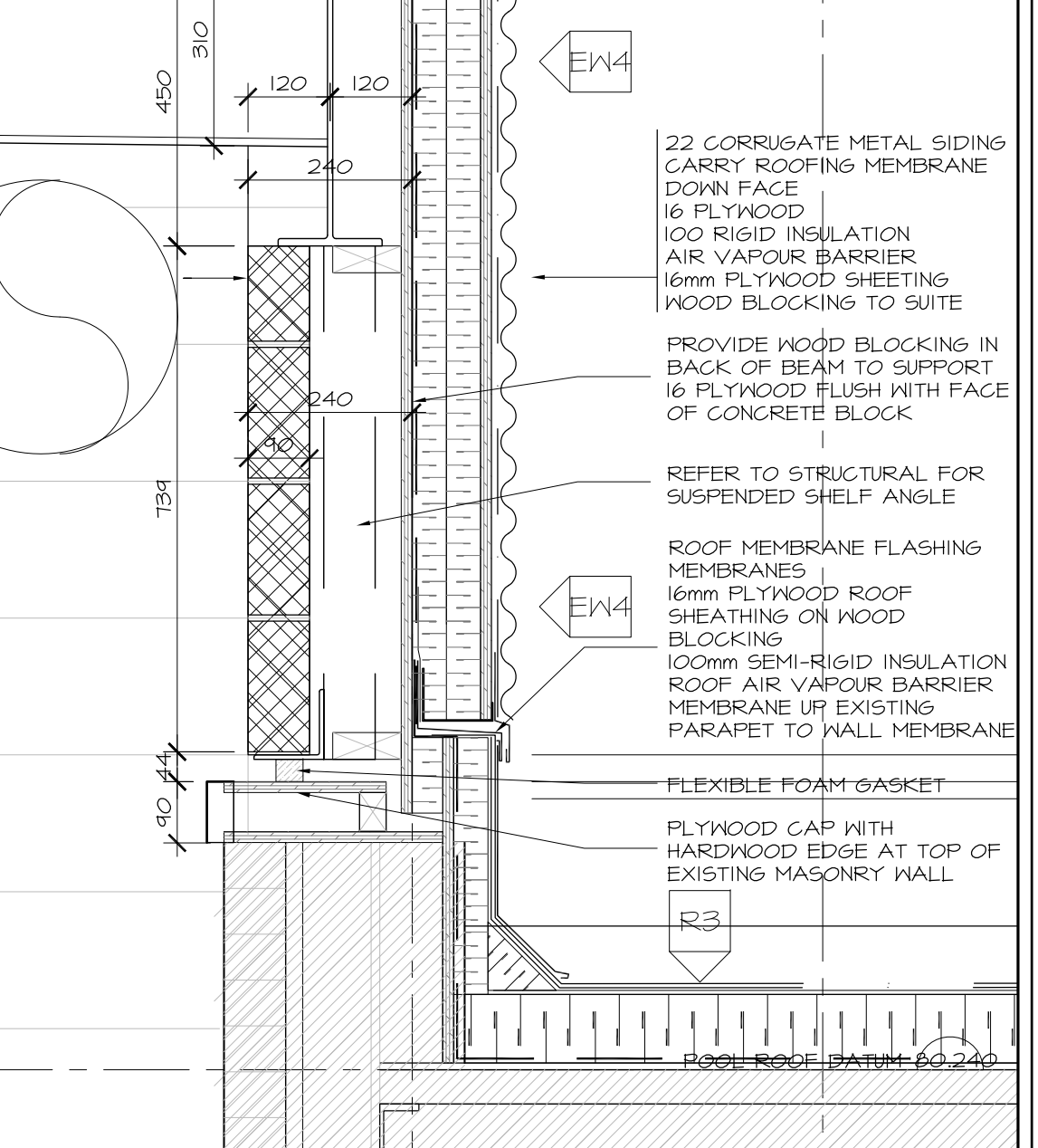
2 SECTION DETAIL AT GRID 7b - PARAPET  
A5.01 SCALE 1:10



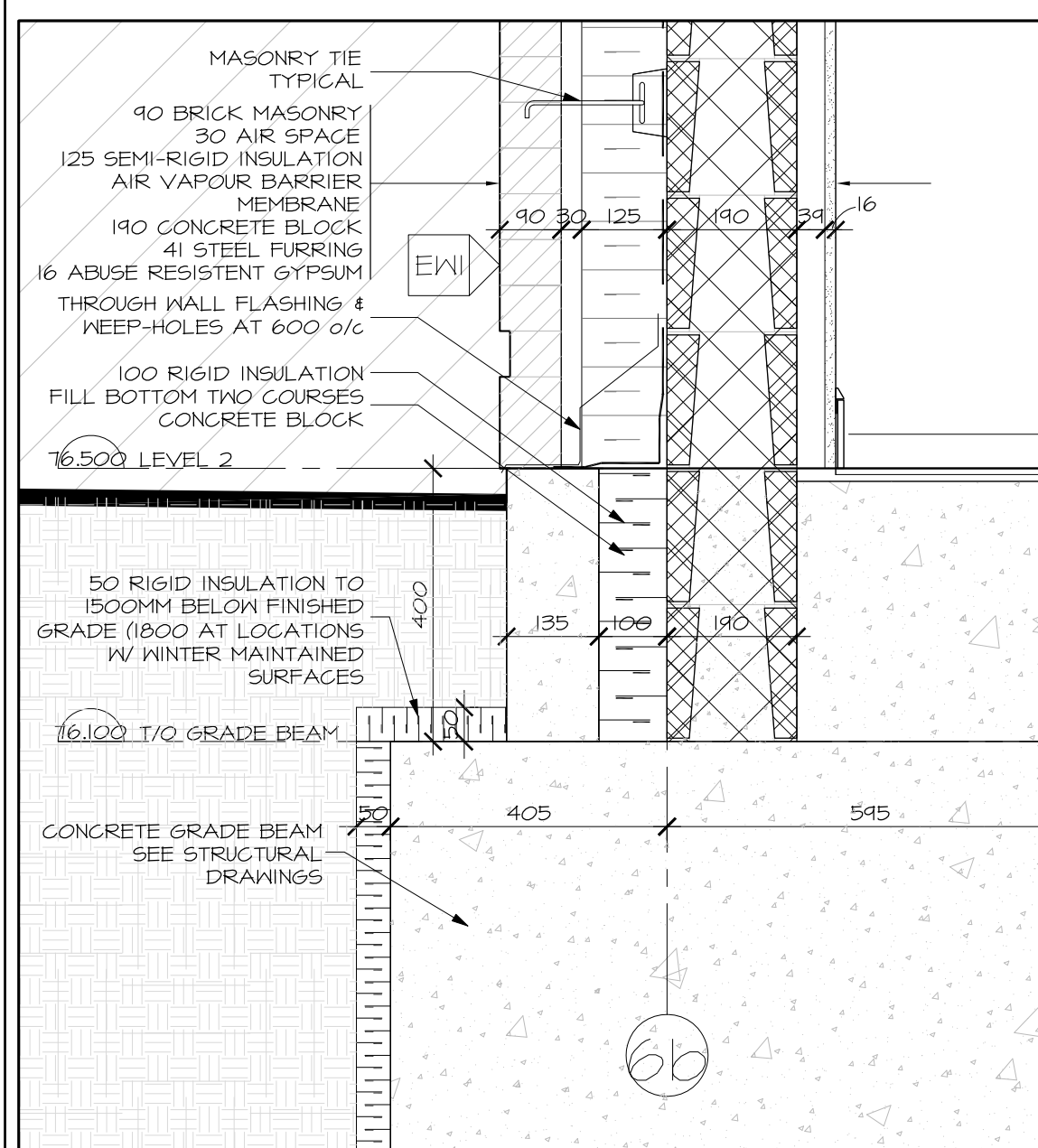
3 SECTION DETAIL AT GRID 8b - PARAPET  
A5.01 SCALE 1:10



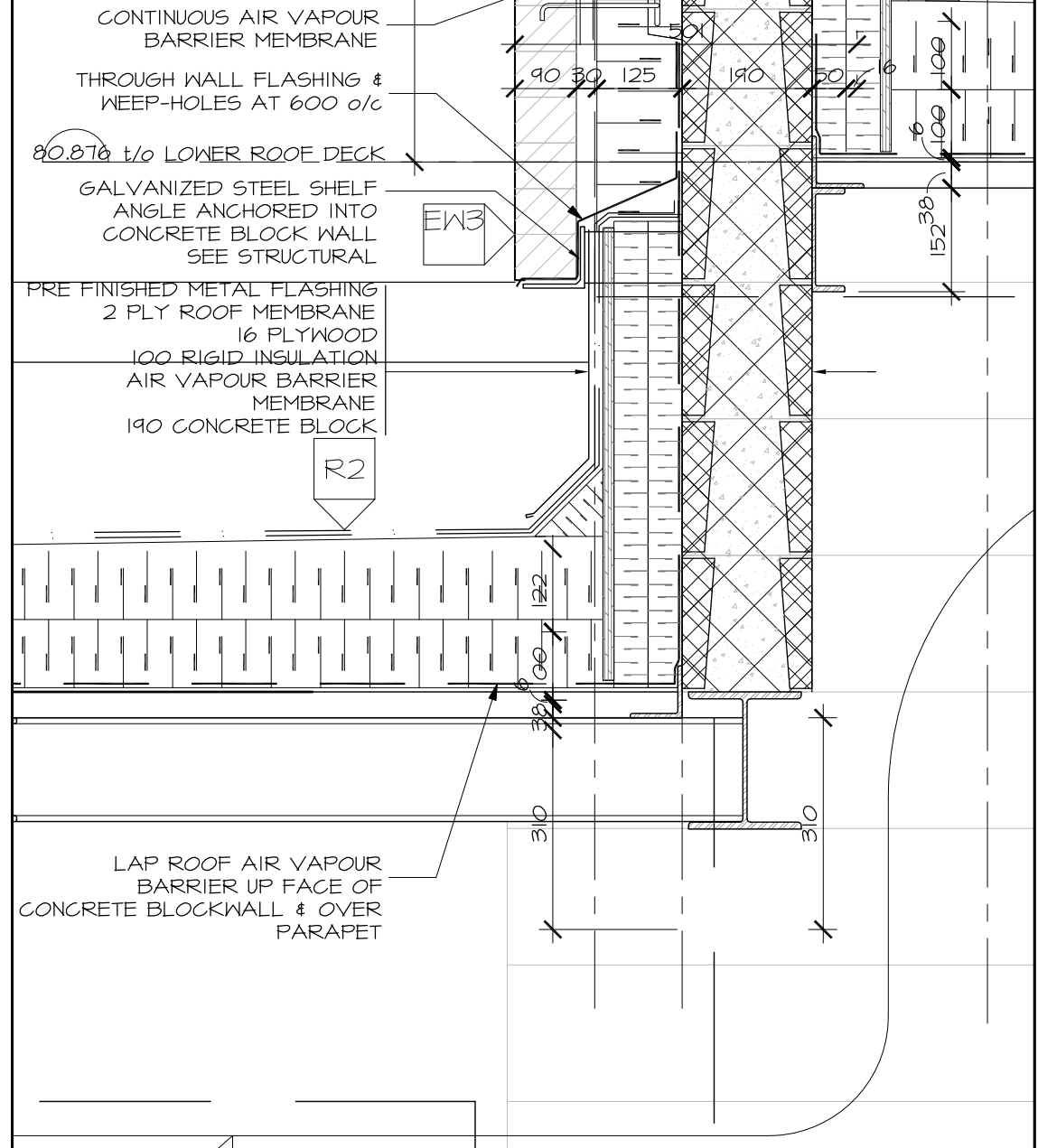
4 SECTION DETAIL AT GRID 12 - PARAPET  
A5.01 SCALE 1:10



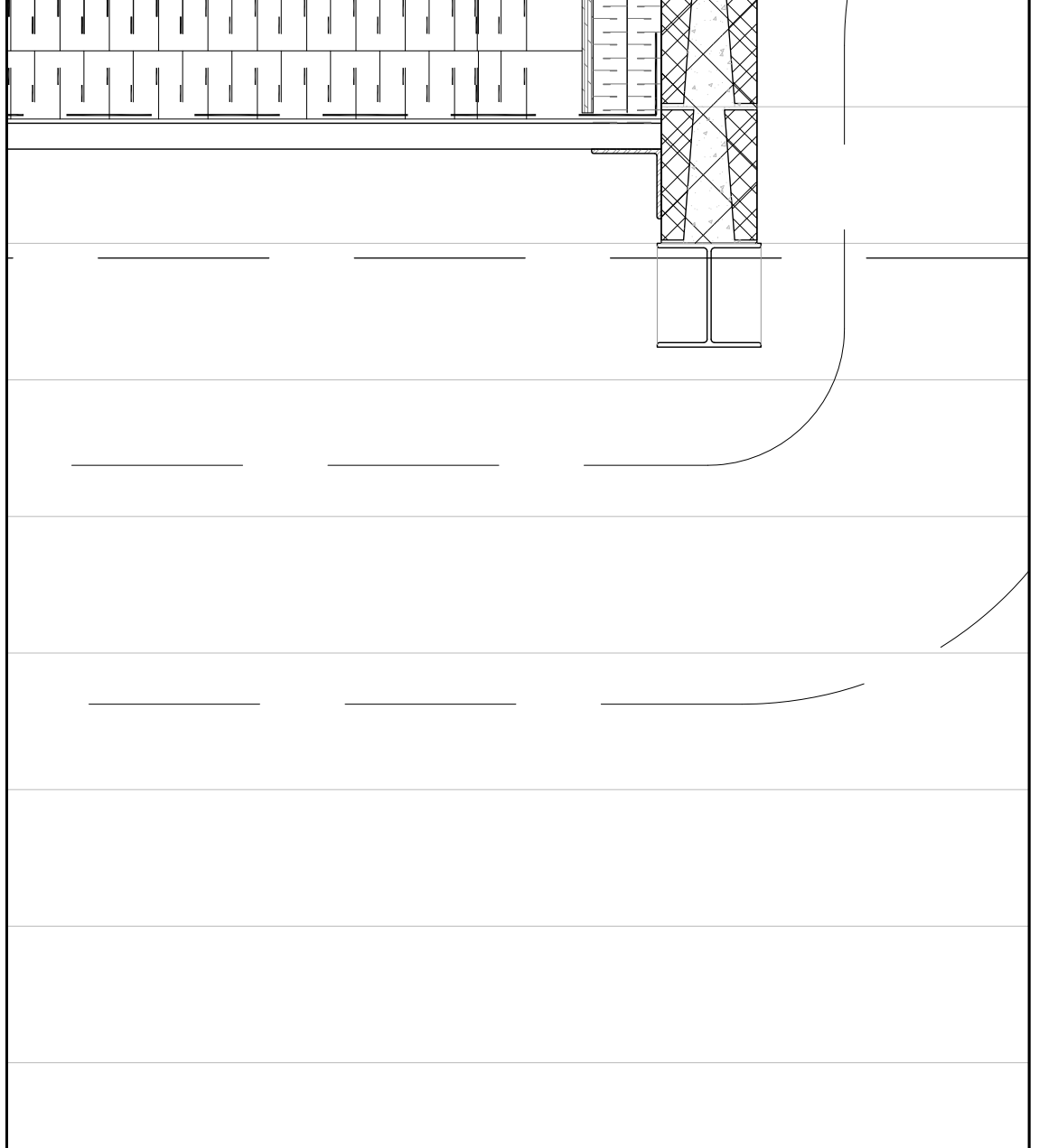
SECTION DETAIL AT GRID 6b  
A5.01 SCALE 1:10



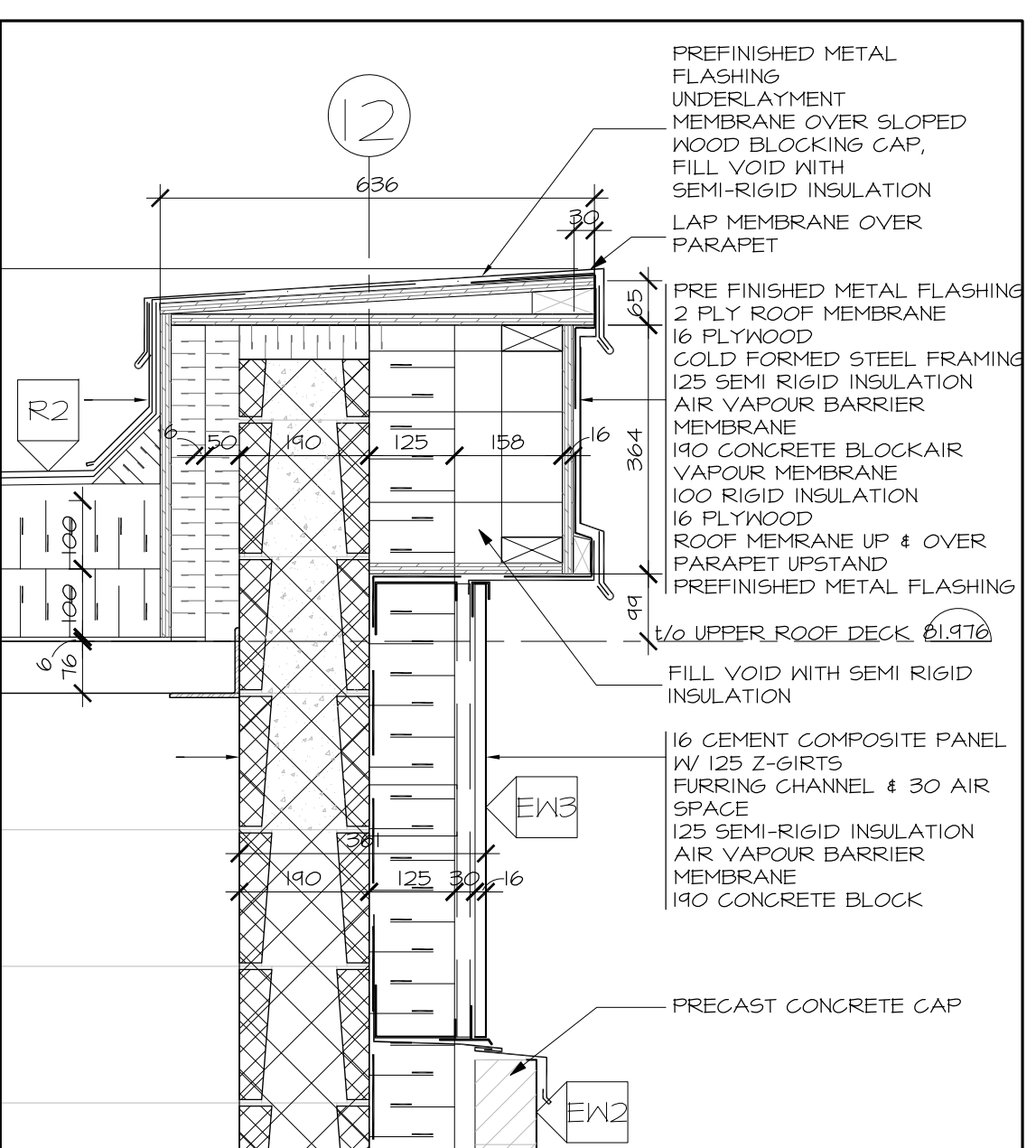
1 SECTION DETAIL AT GRID 6b - FOUNDATION  
A5.01 SCALE 1:10



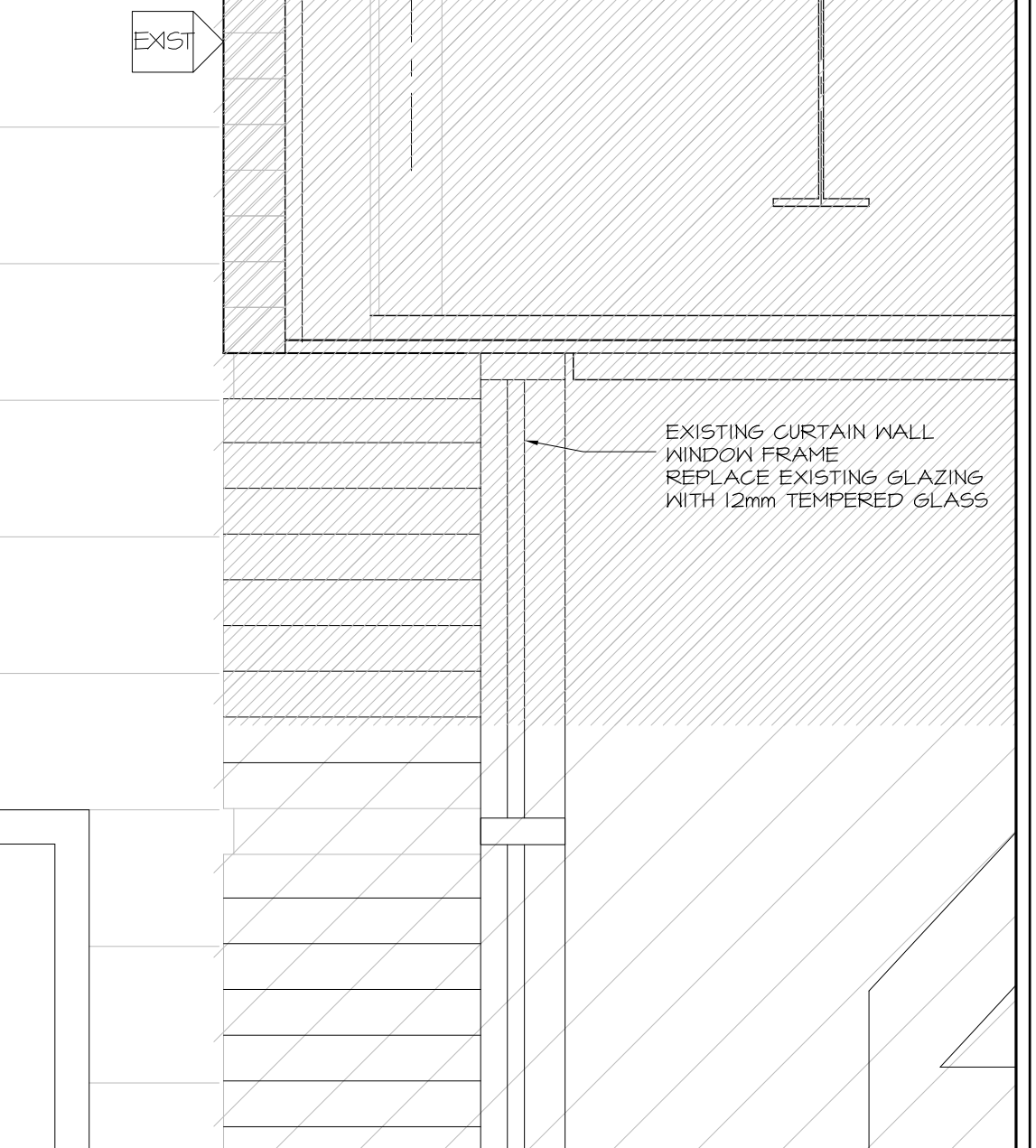
SECTION DETAIL AT GRID 7b - PARAPET  
A5.01 SCALE 1:10



SECTION DETAIL AT GRID 8b - PARAPET  
A5.01 SCALE 1:10



SECTION DETAIL AT GRID 12 - PARAPET  
A5.01 SCALE 1:10



SECTION DETAIL AT GRID 6b  
A5.01 SCALE 1:10



**Hobin Architecture Incorporated**  
63 Pamela Street  
Ottawa, Ontario  
Canada K1S 3K7  
T: 613 238 7200  
F: 613 235 2055  
E: mail@hobinarc.com  
hobinarc.com  
**HOBIN ARCHITECTURE**

6			
5			
4	REISSUED FOR CONSTRUCTION	2018/05/14	DV
3	ISSUED FOR CONSTRUCTION	2017/09/01	DV
2	ISSUED FOR PERMIT	2017/07/05	DV
1	NUMBER	MILESTONE / FASE SALLANT	(MM) DATE: (ANN)
DESIGNED BY / CONCEVU PAR		CHECKED BY / VERIFIE PAR	
DRAWN BY / DESINE PAR		SCALE / ECHELLE	
DV		1:50	

DETAIL NUMBER	DRAWING TITLE
A1.1	SECTION DETAILS

THIS DRAWING IS THE PROPERTY OF THE CITY OF OTTAWA AND ALL COPYRIGHT IS RESERVED. DIMENSIONS ON DRAWING ARE FOR ESTIMATING PURPOSES ONLY. IT IS THE RESPONSIBILITY OF EACH CONTRACTOR AND SUB-CONTRACTOR TO VERIFY ALL DIMENSIONS AND CONDITIONS ON SITE. NOTIFY OWNER OF ANY ERRORS OR OMISSIONS PRIOR TO COMMENCING THE WORK. DO NOT SCALE THE DRAWINGS.

CE DESSIN CONSTITUE LA PROPRIÉTÉ DE LA VILLE D'OTTAWA ET TOUT DROIT D'AUTEUR EST RÉSERVÉ. LES DIMENSIONS UTILISÉES SE SONT À DES FINS D'ESTIMATION SEULEMENT. IL INCOMBE À CHAQUE ENTREPRENEUR, SOUS-CONTRACTANT OU CONSULTANT DE VÉRIFIER TOUTES LES DIMENSIONS ET LES CONDITIONS SUR LE CHANTIER. VEUILLEZ NOTIFIER LE PROPRIÉTAIRE DE TOUTE ERREUR OU OMISSION AVANT D'ENTAMER LES TRAVAUX. NE DRESSÉZ PAS LES PLANS À L'ÉCHELLE.

ARCHITECT / ARCHITECTE  
**Ontario Association of Architects**  
CONSULTANT / EXPERT-CONSEIL

PROJECT / LOCATION / PROJET / ENDROIT  
**DOVERCOURT**  
PHASE 2  
ADDITION & RENOVATION  
411 DOVERCOURT  
OTTAWA, ONTARIO

DRAWING / DESSIN  
**SECTIONS**  
SECTION DETAILS




Hobin Architecture  
 Incorporated

63 Parnilla Street  
 Ottawa, Ontario  
 Canada K1S 3K7

T: 613-238-7200  
 F: 613-235-2066  
 E: mail@hobinarc.com

hobinarc.com



HOBIN  
 ARCHITECTURE

6			
5			
4			
3	REISSUED FOR CONSTRUCTION	2018/05/14	DV
2	ISSUED FOR CONSTRUCTION	2017/05/03	DV
1	ISSUED FOR PERMIT	2017/03/05	DV
NUMBER / NUMÉRO	DATE / DATE	(BY) / (PAR)	INITIALS / INITIALES


DESIGNED BY / CONÇU PAR	CHECKED BY / VÉRIFIÉ PAR
----------------------------	-----------------------------

DRAWN BY / DÉSSINÉ PAR	SCALE / ÉCHELLE
DV	1:50

	DETAIL NUMBER DRAWING TITLE SCALE SHEET NUMBER
--	---

THIS DRAWING IS THE PROPERTY OF THE CITY OF OTTAWA AND ALL COPYRIGHT IS RESERVED. DIMENSIONS ON DRAWING ARE FOR ESTIMATING PURPOSES ONLY. IT IS THE RESPONSIBILITY OF EACH CONTRACTOR AND SUB-CONTRACTOR OR CONSULTANT TO CHECK AND VERIFY ALL DIMENSIONS AND CONDITIONS ON SITE. NOTIFY OWNER OF ANY ERRORS OR OMISSIONS PRIOR TO COMMENCING THE WORK. DO NOT SCALE THE DRAWINGS.

CE DESSIN CONSTITUE LA PROPRIÉTÉ DE LA VILLE D'OTTAWA ET TOUT DROIT D'AUTEUR EST RÉSERVÉ. LES DIMENSIONS UTILISÉES LE SONT À DES FINS D'ESTIMATION SEULEMENT. IL INCOMBE À CHAQUE ENTREPRENEUR, SOUS-CONTRACTANT OU CONSULTANT DE VÉRIFIER TOUTES LES DIMENSIONS ET LES CONDITIONS SUR LE CHANTIER. VEUILLEZ INFORMER LE PROPRIÉTAIRE DE TOUTE ERREUR OU OMISSION AVANT D'ENTAMER LES TRAVAUX. NE DRESSEZ PAS LES PLANS À L'ÉCHELLE.



ARCHITECT / ARCHITECTE	CONSULTANT / EXPERT-CONSEIL
CONSULTANT / EXPERT-CONSEIL	CONSULTANT / EXPERT-CONSEIL

PROJECT /  
LOCATION /  
PROJET /  
ENDROIT

**DOVERCOURT  
 PHASE 2  
 ADDITION & RENOVATION**

411 DOVERCOURT  
 OTTAWA, ONTARIO

DRAWING /  
DESSIN

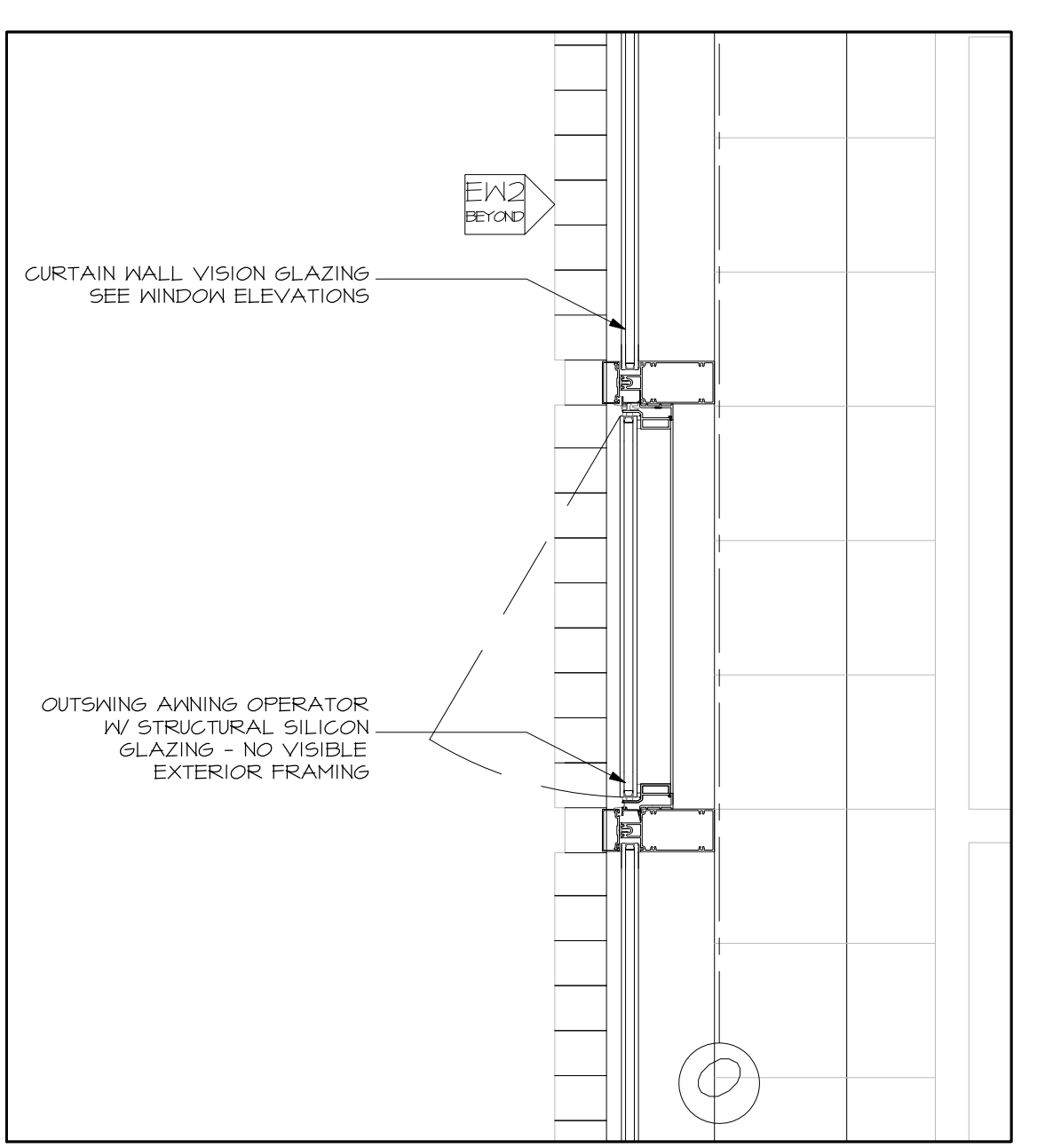
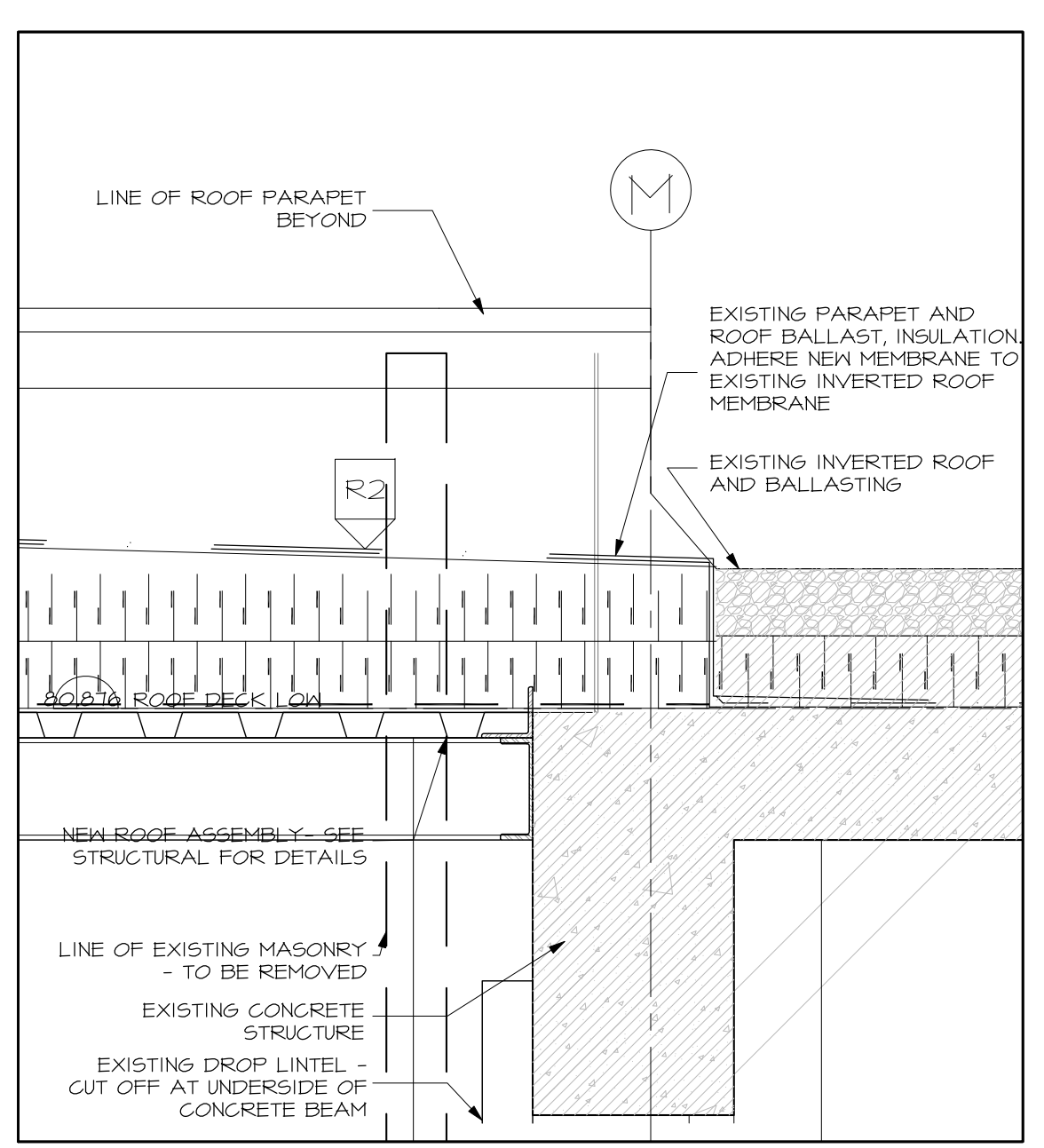
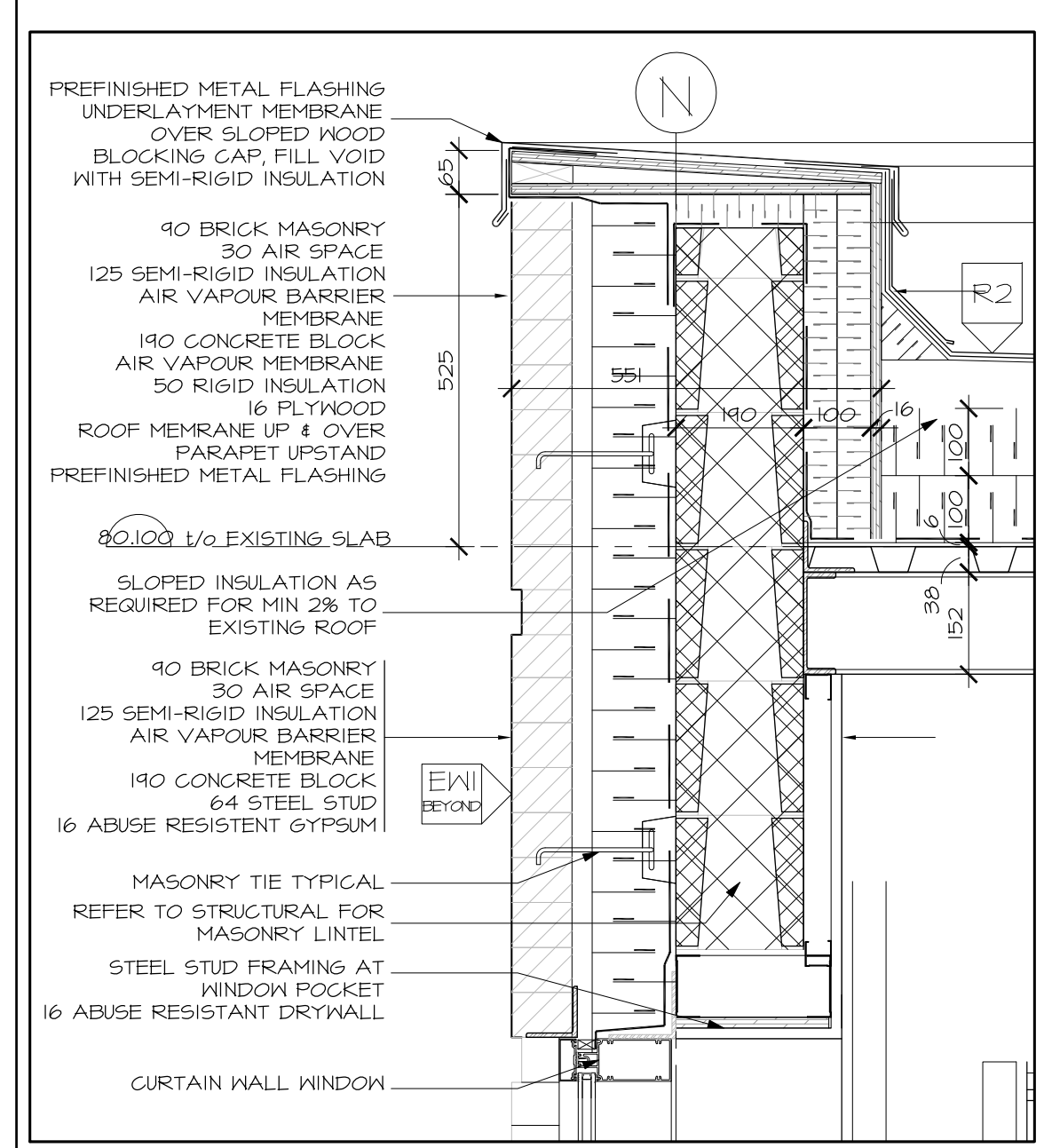
**SECTIONS  
 SECTION DETAILS**

FACILITY NO. / NO. DE INSTALLATIONS	SHEET NO. / FEUILLE NO.
--	----------------------------

PROJECT NO. /  
PROJET NO.

**A5.02**

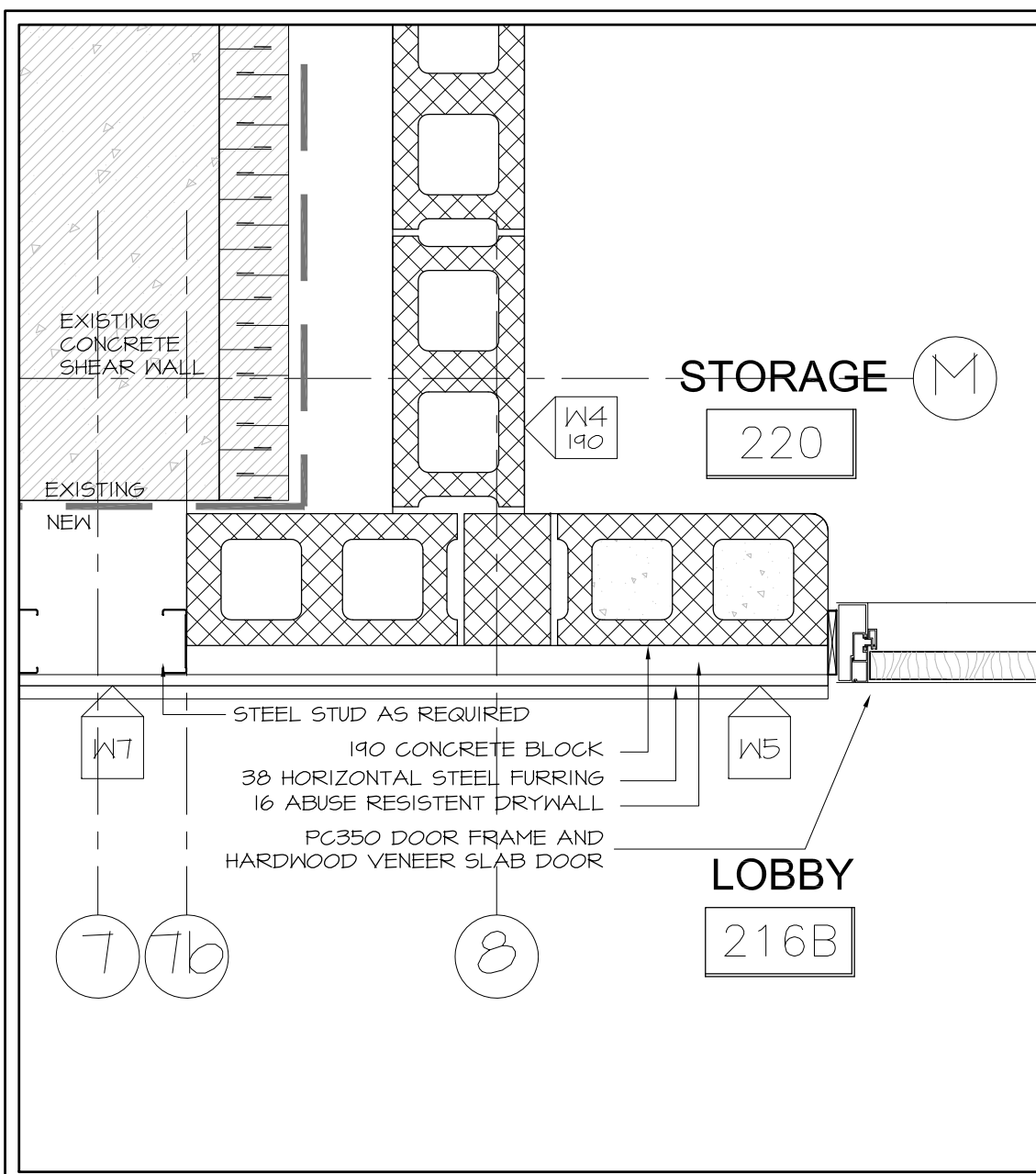
1713



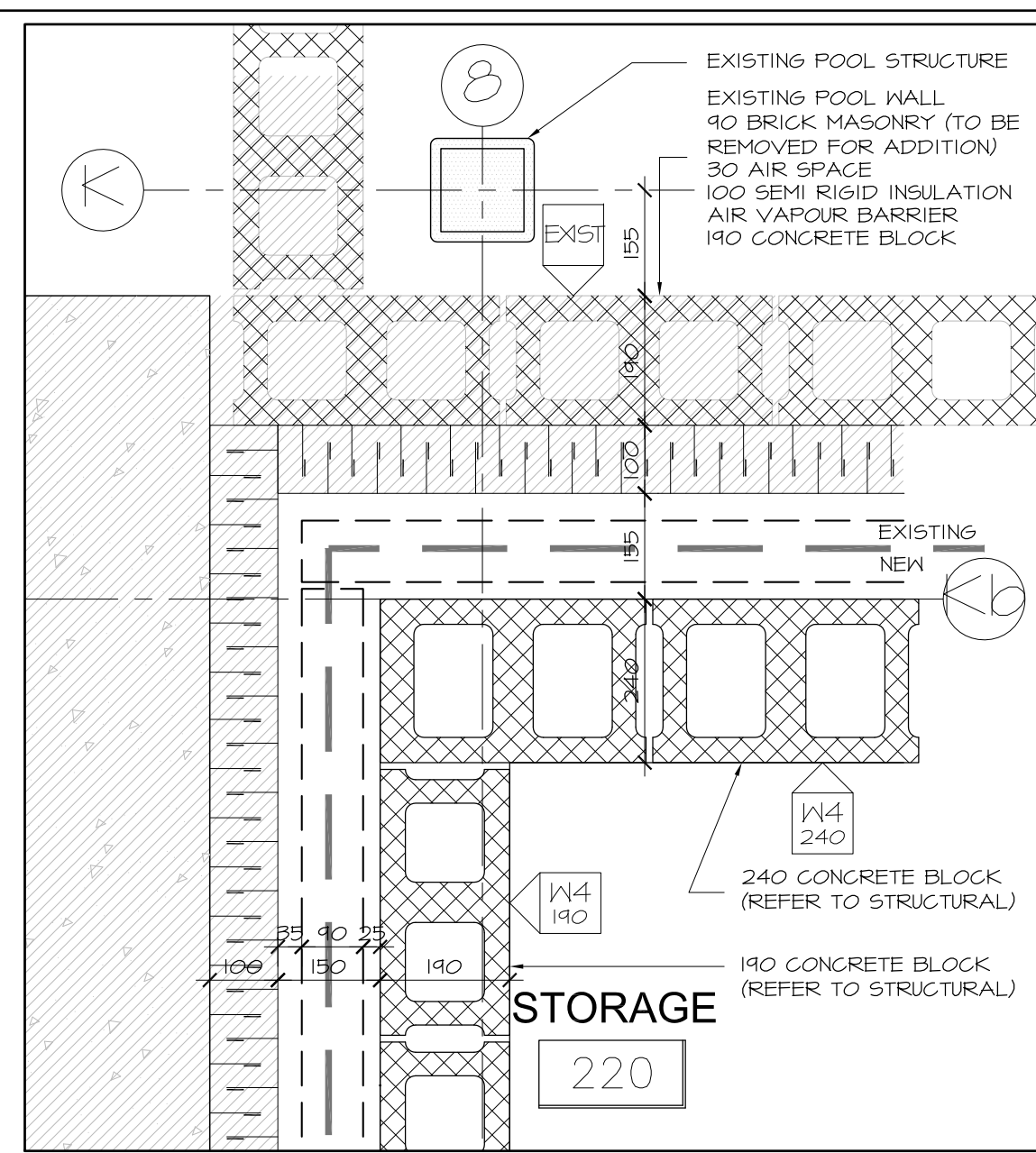
**1 SECTION DETAIL AT GRID N - PARAPET**  
 A5.02 SCALE 1:10

**2 SECTION DETAIL AT GRID M - PARAPET**  
 A5.02 SCALE 1:10

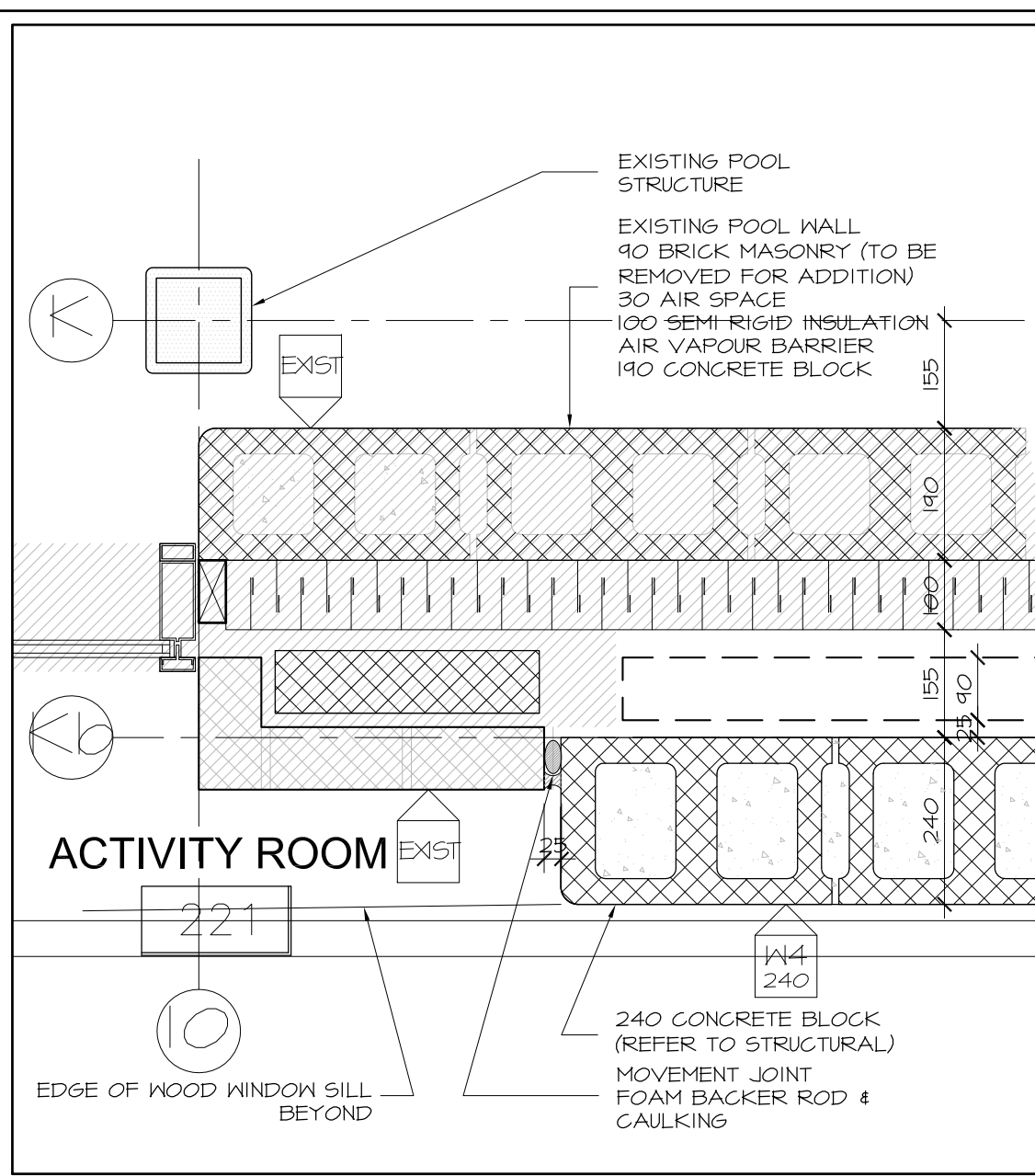
**3 SECTION DETAIL AT GRID O - CURTAIN WALL**  
 A5.02 SCALE 1:10



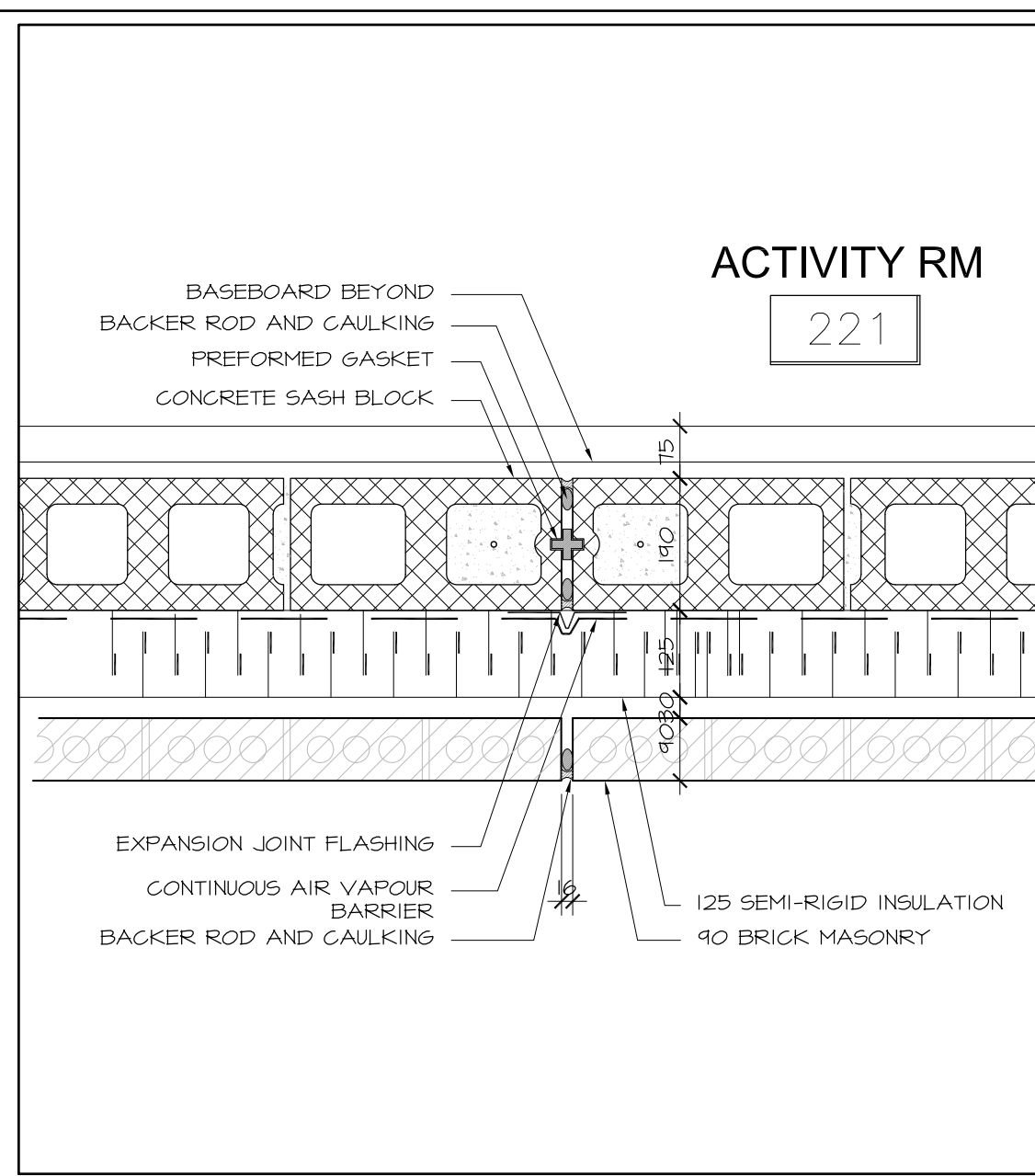
11 PLAN DETAIL AT STORAGE ROOM DOOR  
A6.01 SCALE 1:10



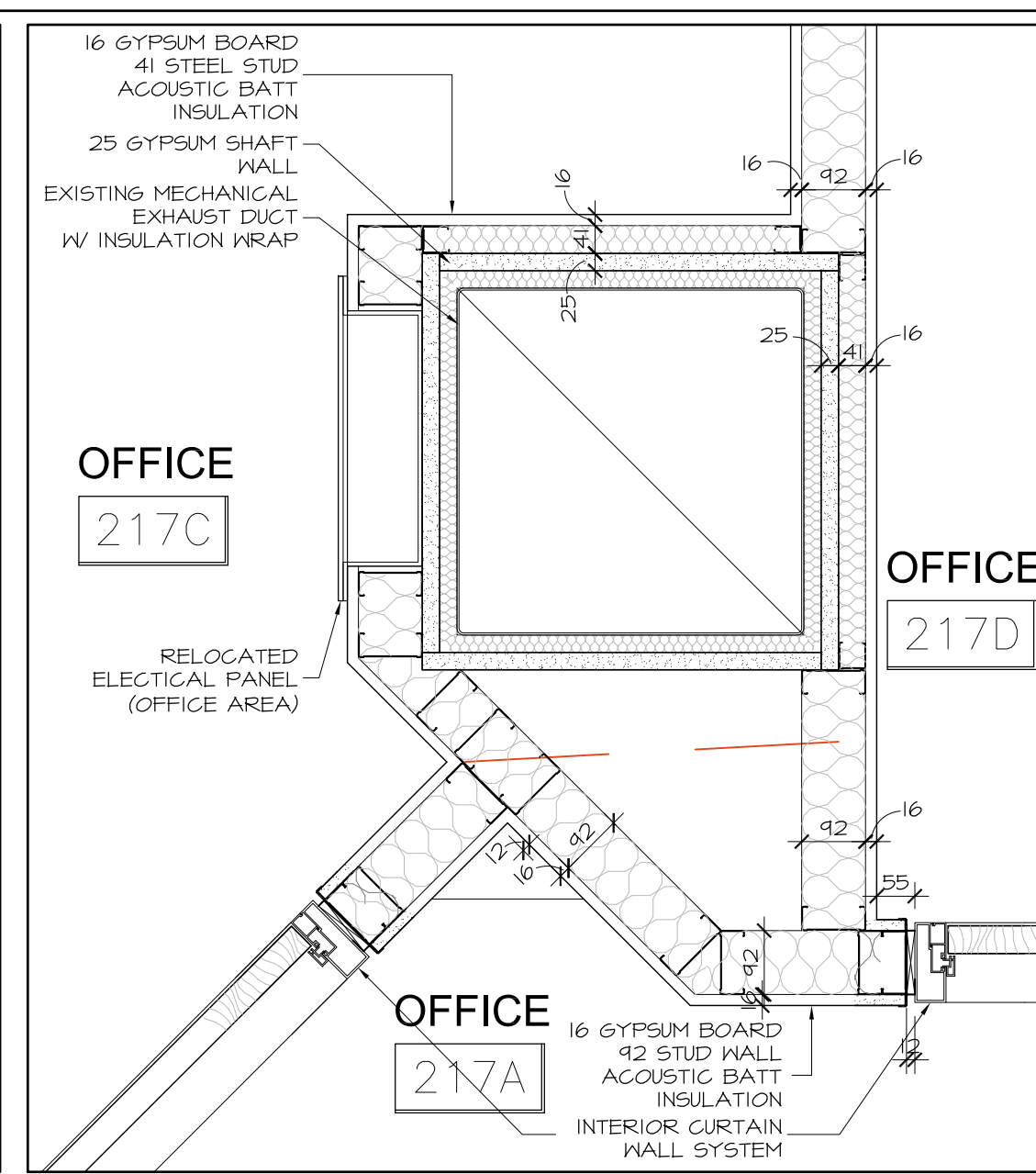
12 PLAN DETAIL AT NW CORNER STORAGE  
A6.01 SCALE 1:10



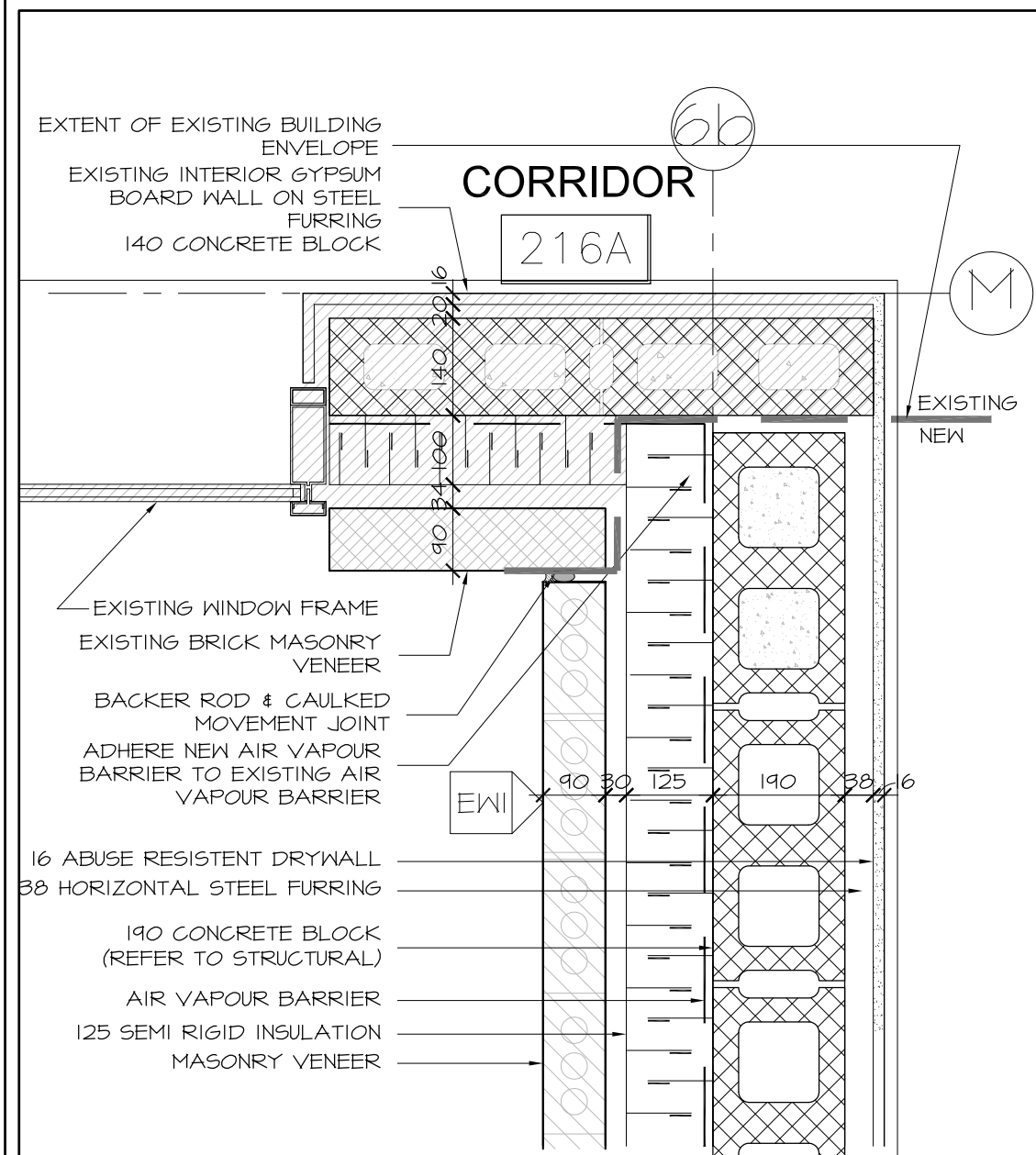
13 PLAN DETAIL AT POOL WINDOW  
A6.01 SCALE 1:10



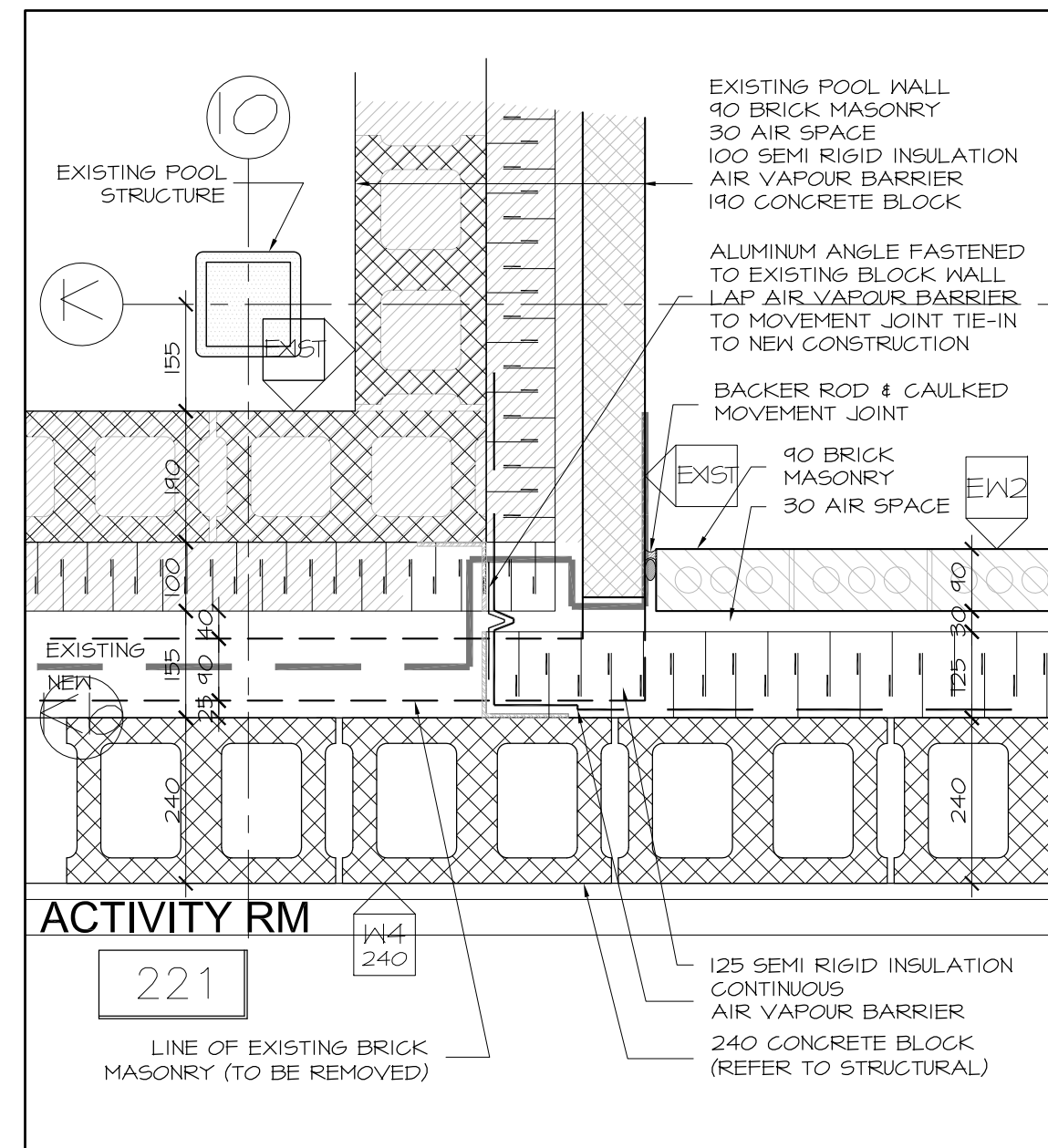
14 PLAN DETAIL AT CONTROL JOINT  
A6.01 SCALE 1:10




15 PLAN DETAIL AT EXISTING DUCT  
A6.01 SCALE 1:10



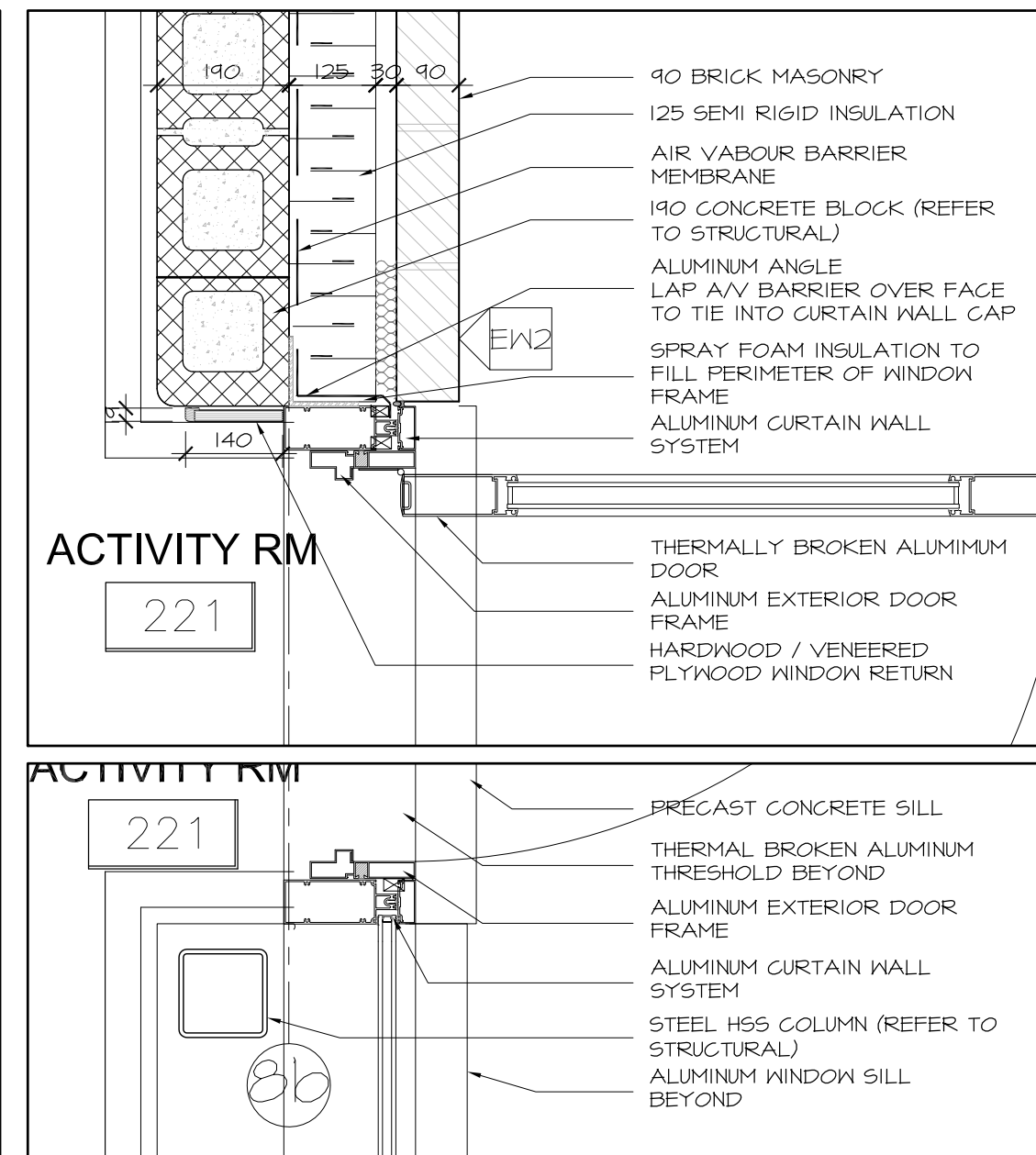
6 PLAN DETAIL AT WEST LINK  
A6.01 SCALE 1:10



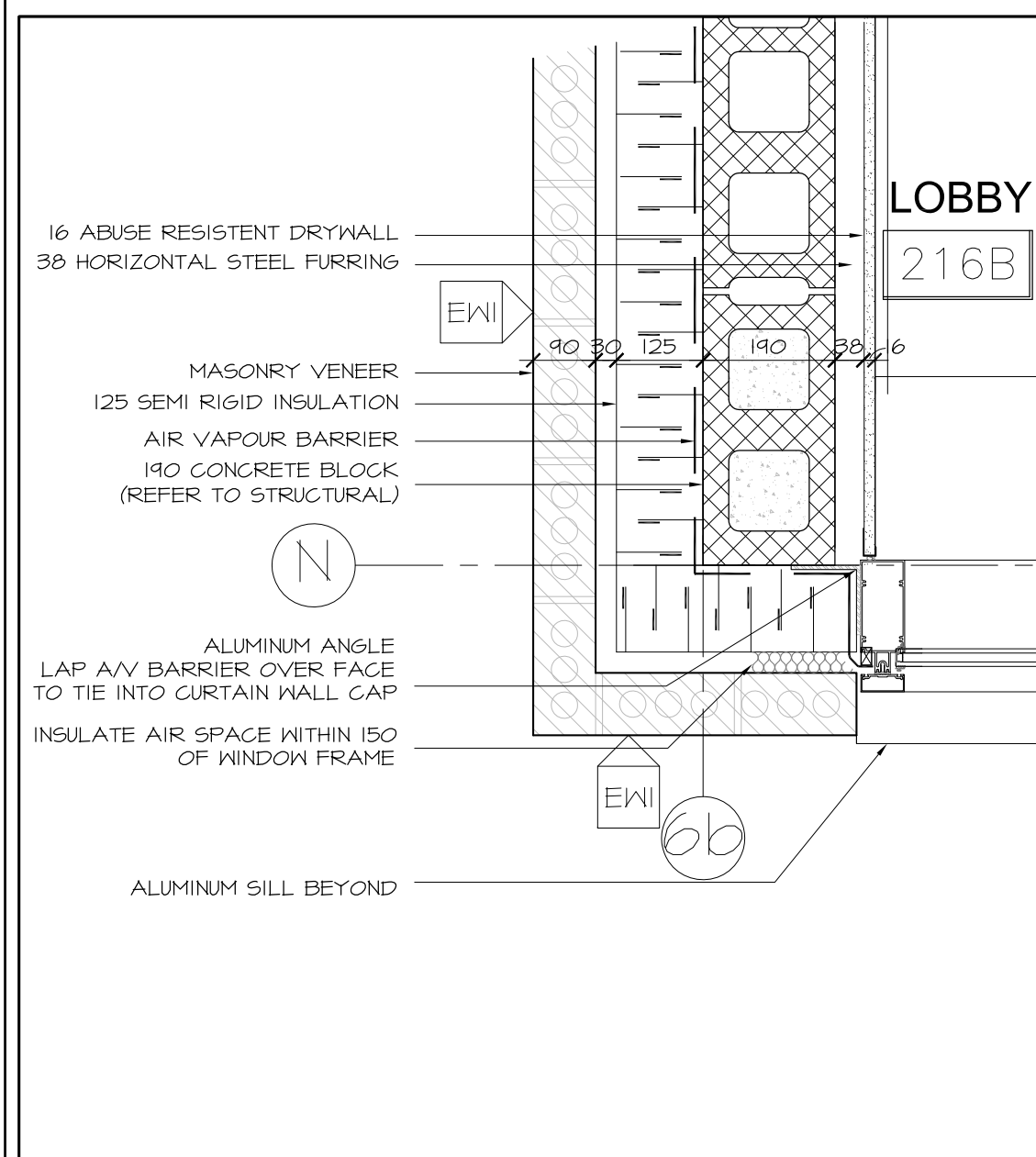
7 PLAN DETAIL AT LINK TO POOL  
A6.01 SCALE 1:10



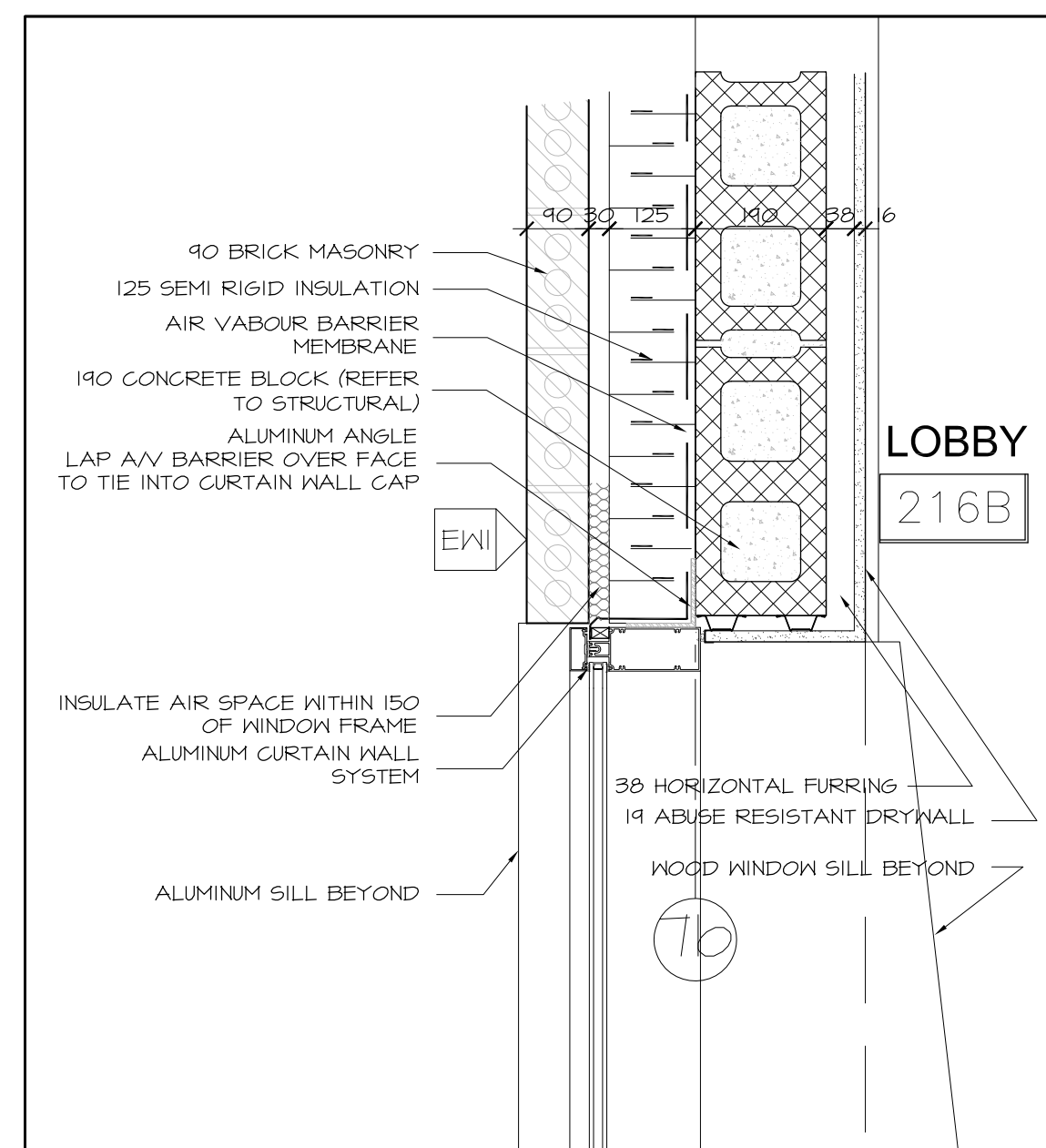
9 PLAN DETAIL AT NORTHEAST CORNER  
A6.01 SCALE 1:10



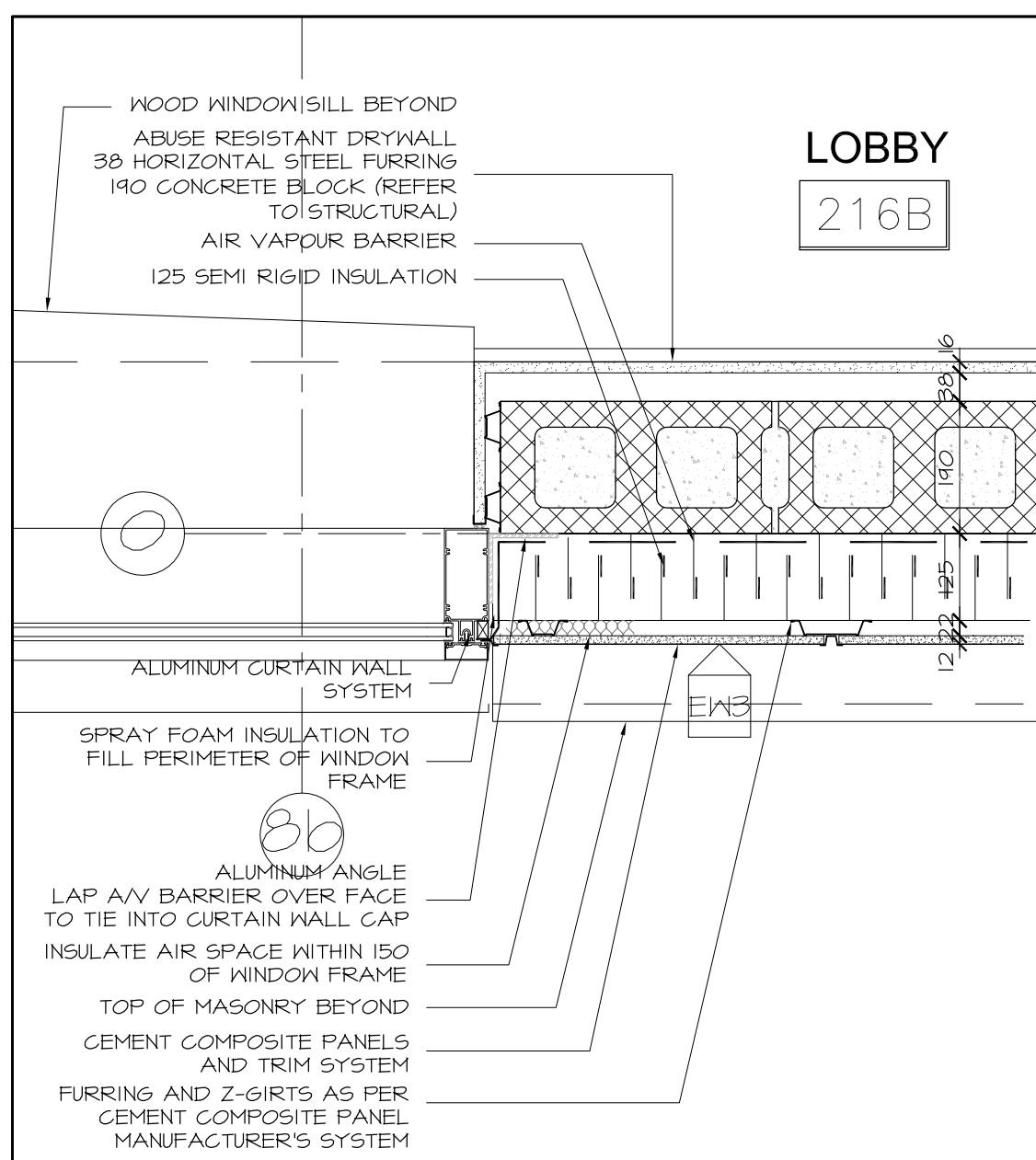
10 PLAN DETAIL AT EAST EXIT DOOR  
A6.01 SCALE 1:10



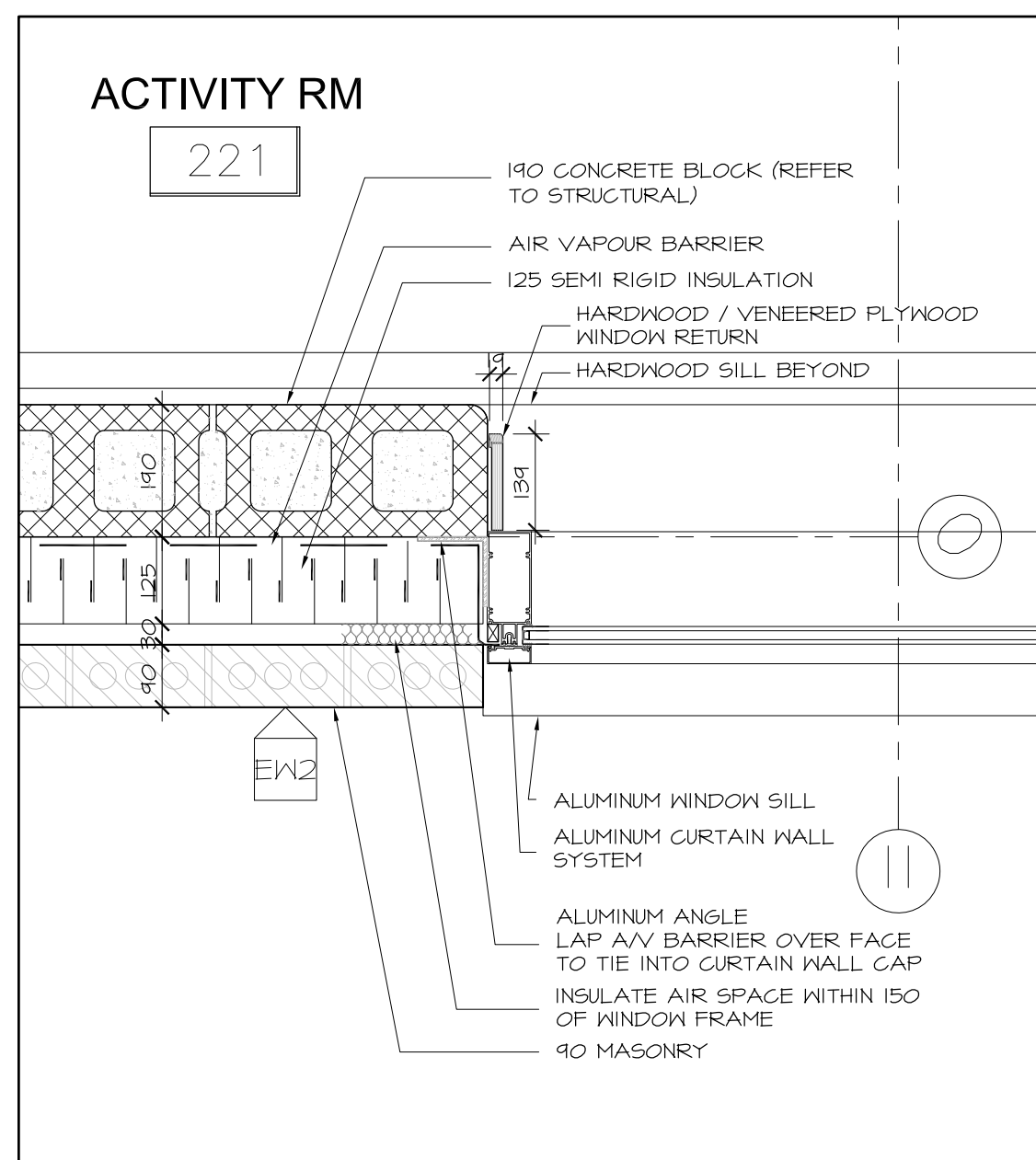
1 PLAN DETAIL AT WEST LINK  
A6.01 SCALE 1:10



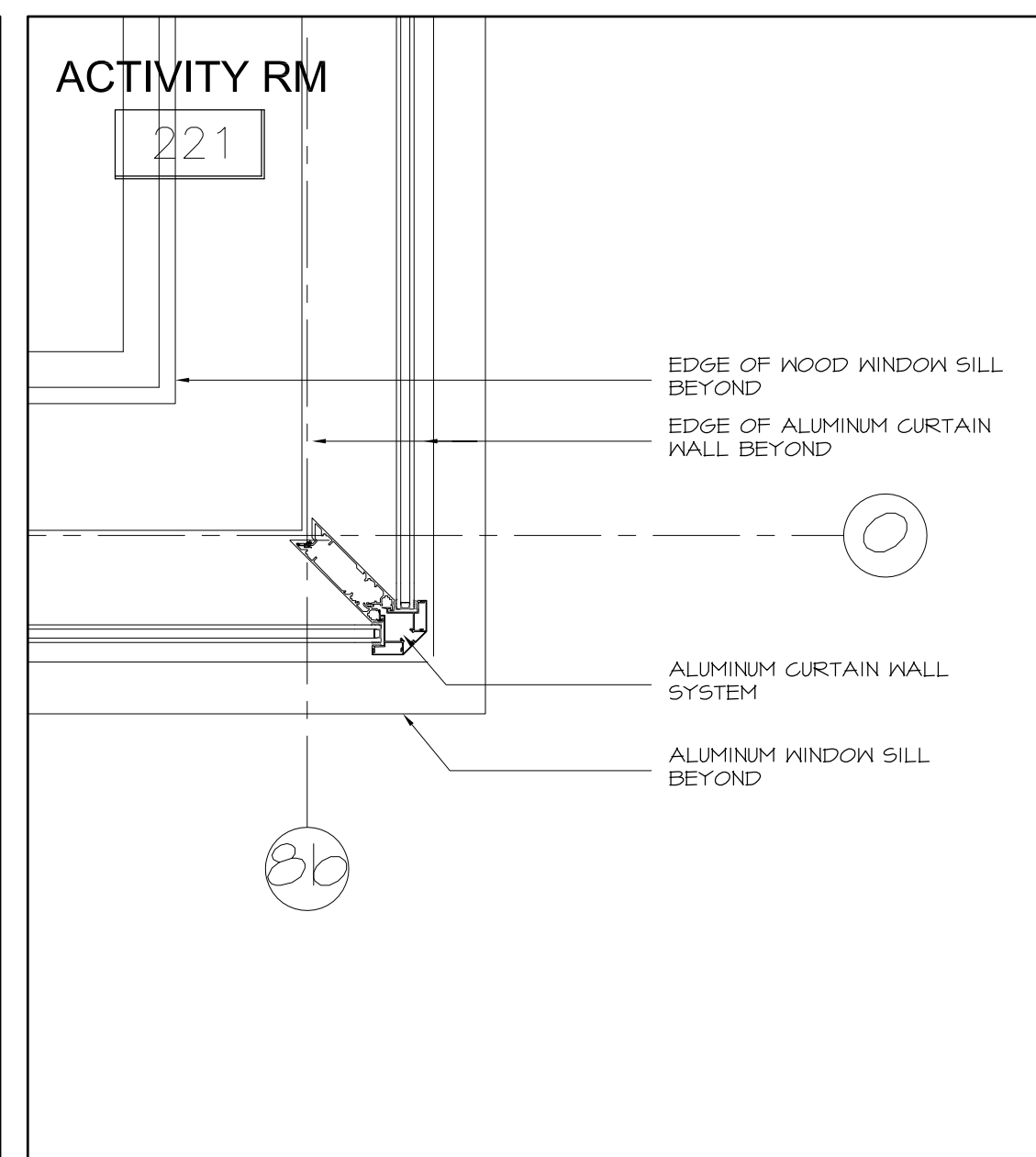
2 PLAN DETAIL AT SOUTHWEST WINDOW  
A6.01 SCALE 1:10



3 PLAN DETAIL AT SW WINDOW (HIGH)  
A6.01 SCALE 1:10



4 PLAN DETAIL AT SOUTHEAST WINDOW  
A6.01 SCALE 1:10



5 PLAN DETAIL AT SOUTHEAST WINDOW  
A6.01 SCALE 1:10



**Hobin Architecture**  
Incorporated  
63 Patricia Street  
Ottawa, Ontario  
Canada K1S 3K7  
T: 613 238 7200  
F: 613 235 2055  
E: mail@hobinarc.com  
hobinarc.com  
**HOBIN**  
ARCHITECTURE

6			
4	REISSUED FOR CONSTRUCTION	2018/05/14	DV
3	ISSUED FOR CONSTRUCTION	2017/10/03	DV
2	ISSUED FOR PERMIT	2017/07/25	DV
1	ISSUED FOR INFORMATION	2017/06/23	DV
NUMBER	MILESTONE / FAT SAILLANT	(MM/DD)	INITIALS
DESIGNED BY / CONCEPAR		CHECKED BY / VÉRIFIÉ PAR	
DRAWN BY / DESSINÉ PAR		SCALE / ÉCHELLE	
DV		1:50	

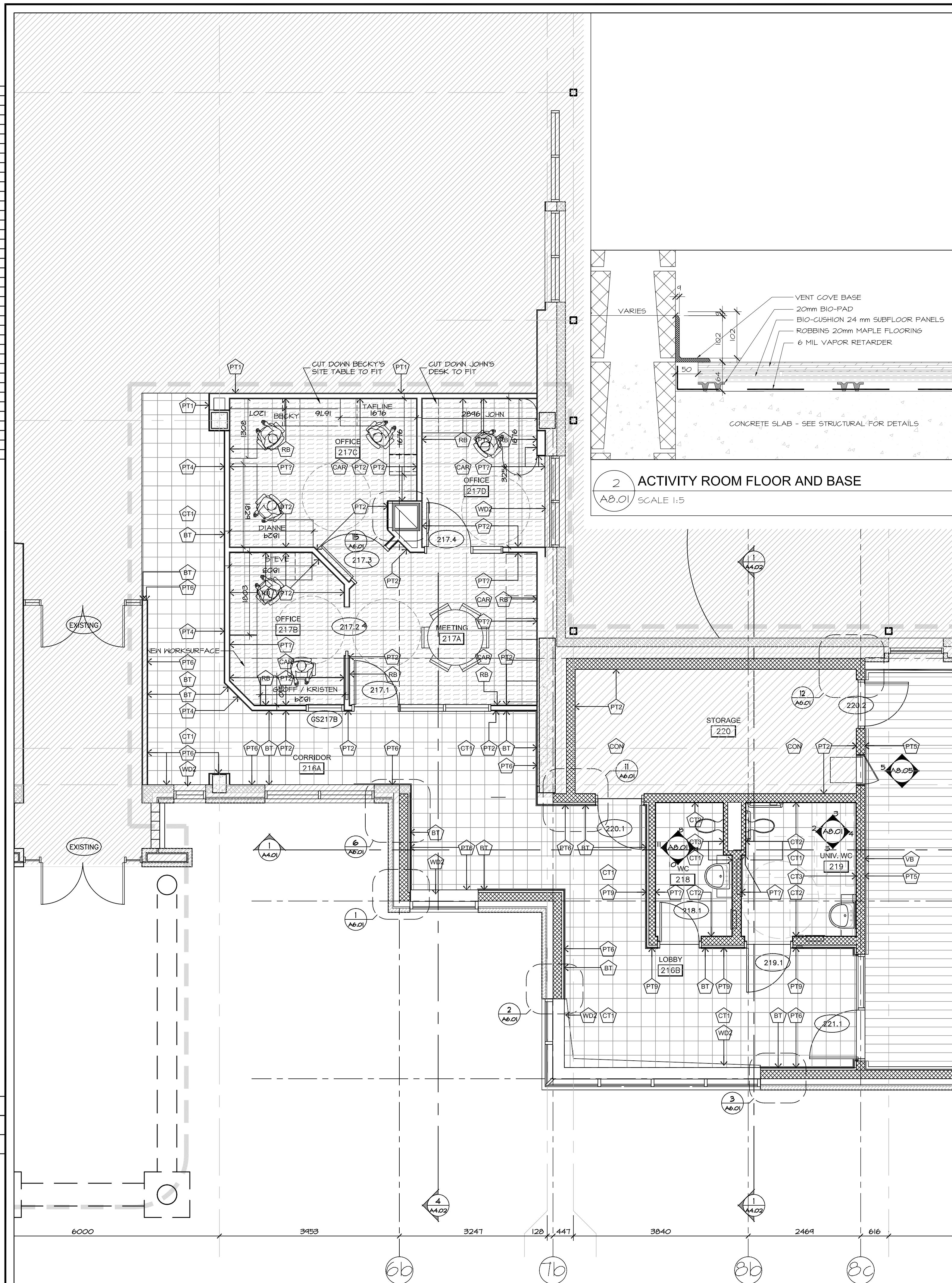
DETAIL NUMBER	DRAWING TITLE
A1.1	SCALE
SHEET NUMBER	

THIS DRAWING IS THE PROPERTY OF THE CITY OF OTTAWA AND ALL COPYRIGHT IS RESERVED. DIMENSIONS ON DRAWING ARE FOR ESTIMATING PURPOSES ONLY. IT IS THE RESPONSIBILITY OF EACH CONTRACTOR AND SUB-CONTRACTOR OR CONSULTANT TO CHECK AND VERIFY ALL DIMENSIONS AND CONDITIONS ON SITE. NOTIFY OWNER OF ANY ERRORS OR OMISSIONS PRIOR TO COMMENCING THE WORK. DO NOT SCALE THE DRAWINGS.

CE DESSIN CONSTITUE LA PROPRIÉTÉ DE LA VILLE D'OTTAWA ET TOUT DROIT D'AUTEUR EST RÉSERVÉ. LES DIMENSIONS UTILISÉES SE SONT À DES FINS DESTINATION SEULEMENT. IL INCOMBE À CHAQUE ENTREPRENEUR, SOUS-CONTRACTANT OU CONSULTANT DE VÉRIFIER TOUTES LES DIMENSIONS ET LES CONDITIONS SUR LE CHANTIER. VEUILLEZ INFORMER LE PROPRIÉTAIRE DE TOUTE ERREUR OU OMISSION AVANT D'ENTAMER LES TRAVAUX. NE DRESSEZ PAS LES PLANS À L'ÉCHELLE.

ARCHITECT / ARCHITECTE	CONSULTANT / EXPERT-CONSEIL
<b>Ontario Association of Architects</b> ARCHITECTS HOBIN ARCHITECTURE LICENCE 3049	
CONSULTANT / EXPERT-CONSEIL	CONSULTANT / EXPERT-CONSEIL

PROJECT / LOCATION / PROJET / ENDROIT  
**DOVERCOURT**  
PHASE 2  
ADDITION & RENOVATION  
411 DOVERCOURT  
OTTAWA, ONTARIO  
DRAWING / DESSIN  
PLAN DETAILS



**GENERAL NOTES:**

1. WALLS ARE PT1 UNLESS OTHERWISE NOTED. REFER TO FINISHES SCHEDULE FOR ADDITIONAL INFORMATION
2. FOR INTERIOR FINISHES, THIS DRAWING IS TO BE READ IN CONJUNCTION WITH FINISHES LEGEND, ROOM FINISH SCHEDULE 04-00-01
3. GC TO SUPPLY AND INSTALL SCHLUTER METAL TRIM AT ALL CHANGES IN FLOOR MATERIAL AS REQ'D.
4. TRANSITION OF FLOOR MATERIAL TO BE INSTALLED ON CENTER OF DOOR LEAF
5. CONTRACTOR TO ENSURE ALL FINISHES ARE APPLIED TO CLEAN, PRIMED SURFACES. CONTRACTOR RESPONSIBLE TO ENSURE ALL MATERIALS USED ARE FREE OF DEFECTS.
6. ALL 6MB CEILINGS ARE PT1 UNLESS OTHERWISE NOTED. REFER TO CEILING PLANS & FINISHES SCHEDULE FOR CEILING FINISHES & TYPES
7. FOR DOOR AND FRAMES FINISHES REFER TO DOOR SCHEDULE
8. GROUT LINES ARE 3mm WIDE ON FLOORS AND WALLS UNLESS OTHERWISE NOTED
9. REPORT ANY DISCREPANCIES TO ARCHITECT. CONTRACTOR TO BUDGET THE GREATER SUM ITEM UNTIL CLARIFIED BY ARCHITECT
10. FEATHER UP FLOOR UNDER THINNER MATERIAL FOR SMOOTH / LEVEL TRANSITION BETWEEN DIFFERENT FLOOR MATERIALS
11. FLOOR INSTALLATIONS NOTED AS TILE WIDTH ARE FULL TILE WIDTH. MUST CONFIRM MATERIAL LOCATION PRIOR TO IMPLEMENTING. DIMENSIONS ARE ROUNDED TO THE NEAREST DENOMINATOR BUT ARE INTENDED AS FULL TILE DIMENSION.
12. ALL FURNITURE, KITCHEN APPLIANCES, OFFICE EQUIPMENT & SYSTEMS ARE TO BE SUPPLIED BY OWNER AND ARE NOT IN CONTRACT UNLESS OTHERWISE SPECIFIED. SIZES FOR CLEARANCE MUST BE VERIFIED ON SITE PRIOR TO IMPLEMENTING FOR MILLWORK & ALCOVES.
13. ALL RUBBERBASE TO BE TOE-LESS.
14. ALL ELECTRICAL COVER PLATES/SWITCHES TO BE STAINLESS STEEL & ALIGN WITH TILE EDGE TO AVOID EXCESS CUTTING/PATCHING OF TILES.
15. FLOOR FINISHES TO BE INSTALLED PRIOR TO INSTALLATION OF DEMOUNTABLE PARTITIONS.
16. PROTECT ALL FINISHED SURFACES, FLOORING, WALLS, GLAZING & MILLWORK UNTIL WORK IS COMPLETE. REPAIR IF REQUIRED.
17. CONTRACTOR TO PROVIDE ONE UNOPENED BOX OF SPARES OF EACH COLOR & TYPE FLOORING MATERIAL, WALL TILES & CEILING TILES USED & HANDOVER TO CLIENT FOR INVENTORY.

**FINISH LEGEND:**

- CON PAINTED CONCRETE
- CAR CARPET TILE
- CT1 CERAMIC TILE USE APPROPRIATE METAL TRIM TO SUIT TRANSITION OF MATERIAL AND EDGES OUTSIDE CORNERS
- CT2 CERAMIC FLOORING TILE
- CT3 CERAMIC FLOORING TILE
- WF1 SPRUNG HARDWOOD FLOOR SYSTEM
- VT VINYL COMPOSITE TILE
- CAR-II CARPET TILE
- CT II CERAMIC FLOORING TILE
- CT 6: CERAMIC FLOORING TILE
- WF II SPRUNG HARDWOOD FLOOR SYSTEM
- 100mm RUBBER BASE w/SCHLUTER RENO-U TRIM
- PAINT FINISH ON WALL FROM CORNER TO CORNER. ADDITIONAL CLARIFICATION OF PAINT TYPE/LOCATION PER DWS.
- 100mm RUBBER BASE
- STONE MATERIAL
- SOLID SURFACE MATERIAL HARDWOOD - SEE FINISHES LEGEND FOR SPECIES
- SPRUNG WOOD FLOOR SYSTEM
- VENTED RUBBER BASE W/ - SEE DETAIL 2/A8.01

**2 ACTIVITY ROOM FLOOR AND BASE**  
A8.01 SCALE 1:5

**1 GROUND FLOOR FINISHES PLAN**  
A8.01 SCALE 1:50



**Hobin Architecture Incorporated**  
63 Pamilla Street  
Ottawa, Ontario  
Canada K1S 3K7  
T: 613-238-7200  
F: 613-235-2005  
E: mail@hobinarc.com  
hobinarc.com

6			
5	RE-ISSUED FOR CONSTRUCTION	2018/05/14	DV
4	ISSUED FOR CONSTRUCTION	2017/10/03	DV
3	ISSUED FOR INFORMATION (RFR001)	2017/08/10	DV
2	ISSUED FOR PERMIT	2017/07/25	DV
1	ISSUED FOR INFORMATION	2017/06/23	DV
NUMBER	MILESTONE / FAT SA/LIANT	(MM/DD)	INITIALS
		DATE: (MM/DD)	INITIALES

DESIGNED BY / CONÇU PAR: DV  
CHECKED BY / VÉRIFIÉ PAR: DV  
SCALE / ÉCHELLE: 1:50

DETAIL NUMBER	DRAWING TITLE
A1.1	FINISHES PLAN
SHEET NUMBER	SCALE
	1:50

THIS DRAWING IS THE PROPERTY OF THE CITY OF OTTAWA AND ALL COPYRIGHT IS RESERVED. DIMENSIONS ON DRAWING ARE FOR ESTIMATING PURPOSES ONLY. IT IS THE RESPONSIBILITY OF EACH CONTRACTOR AND SUB-CONTRACTOR OR CONSULTANT TO CHECK AND VERIFY ALL DIMENSIONS AND CONDITIONS ON SITE. NOTIFY OWNER OF ANY ERRORS OR OMISSIONS PRIOR TO COMMENCING THE WORK. DO NOT SCALE THE DRAWINGS.

CE DESSIN CONSTITUE LA PROPRIÉTÉ DE LA VILLE D'OTTAWA ET TOUT DROIT D'AUTEUR EST RÉSERVÉ. LES DIMENSIONS UTILISÉES SE SONT À DES FINS DESTINATION SEULEMENT. IL INCOMBE À CHAQUE ENTREPRENEUR, SOUS-CONTRACTANT OU CONSULTANT DE VÉRIFIER TOUTES LES DIMENSIONS ET LES CONDITIONS SUR LE CHANTIER. VEUILLEZ NOTIFIER LE PROPRIÉTAIRE DE TOUTE ERREUR OU OMISSION AVANT D'ENTAMER LES TRAVAUX. NE DRESSEZ PAS LES PLANS À L'ÉCHELLE.

ARCHITECT / ARCHITECTE	CONSULTANT / EXPERT-CONSEIL
CONSULTANT / EXPERT-CONSEIL	CONSULTANT / EXPERT-CONSEIL

PROJECT / LOCATION / PROJET / ENDROIT  
**DOVERCOURT**  
**PHASE 2**  
**ADDITION & RENOVATION**  
411 DOVERCOURT  
OTTAWA, ONTARIO

DRAWING / DESSIN  
**FINISHES PLAN**  
**GROUND FLOOR**

6			
5	RE-ISSUED FOR CONSTRUCTION	20180514	DV
4	ISSUED FOR CONSTRUCTION	20171003	DV
3	ISSUED FOR INFORMATION (RFR001)	20170810	DV
2	ISSUED FOR PERMIT	20170725	DV
1	ISSUED FOR INFORMATION	20170623	DV
NUMBER	MILESTONE / ÉTAPÉ SAILLANT	DATE	(BY) (M) INITIALS
DESIGNED BY / CONÇU PAR		CHECKED BY / VÉRIFIÉ PAR	
DRAWN / DÉSSINÉ PAR		SCALE / ÉCHELLE	
DV		1:25	

DETAIL NUMBER	DRAWING TITLE
1	A8.02
SHEET NUMBER	

THIS DRAWING IS THE PROPERTY OF THE CITY OF OTTAWA AND ALL COPYRIGHT IS RESERVED. DIMENSIONS ON DRAWING ARE FOR ESTIMATING PURPOSES ONLY. IT IS THE RESPONSIBILITY OF EACH CONTRACTOR AND SUB-CONTRACTOR OR CONSULTANT TO CHECK AND VERIFY ALL DIMENSIONS AND CONDITIONS ON SITE. NOTIFY OWNER OF ANY ERRORS OR OMISSIONS PRIOR TO COMMENCING THE WORK. DO NOT SCALE THE DRAWINGS.

CE DESSIN CONSTITUE LA PROPRIÉTÉ DE LA VILLE D'OTTAWA ET TOUT DROIT D'AUTEUR EST RÉSERVÉ. LES DIMENSIONS UTILISÉES SE SONT À DES FINS D'ESTIMATION SEULEMENT. IL INCOMBE À CHAQUE ENTREPRENEUR, SOUS-CONTRACTANT OU CONSULTANT DE VÉRIFIER TOUTES LES DIMENSIONS ET LES CONDITIONS SUR LE CHANTIER. VEUILLEZ INFORMER LE PROPRIÉTAIRE DE TOUTE ERREUR OU OMISSION AVANT D'ENTAMER LES TRAVAUX. NE DRESSÉZ PAS LES PLANS À L'ÉCHELLE.

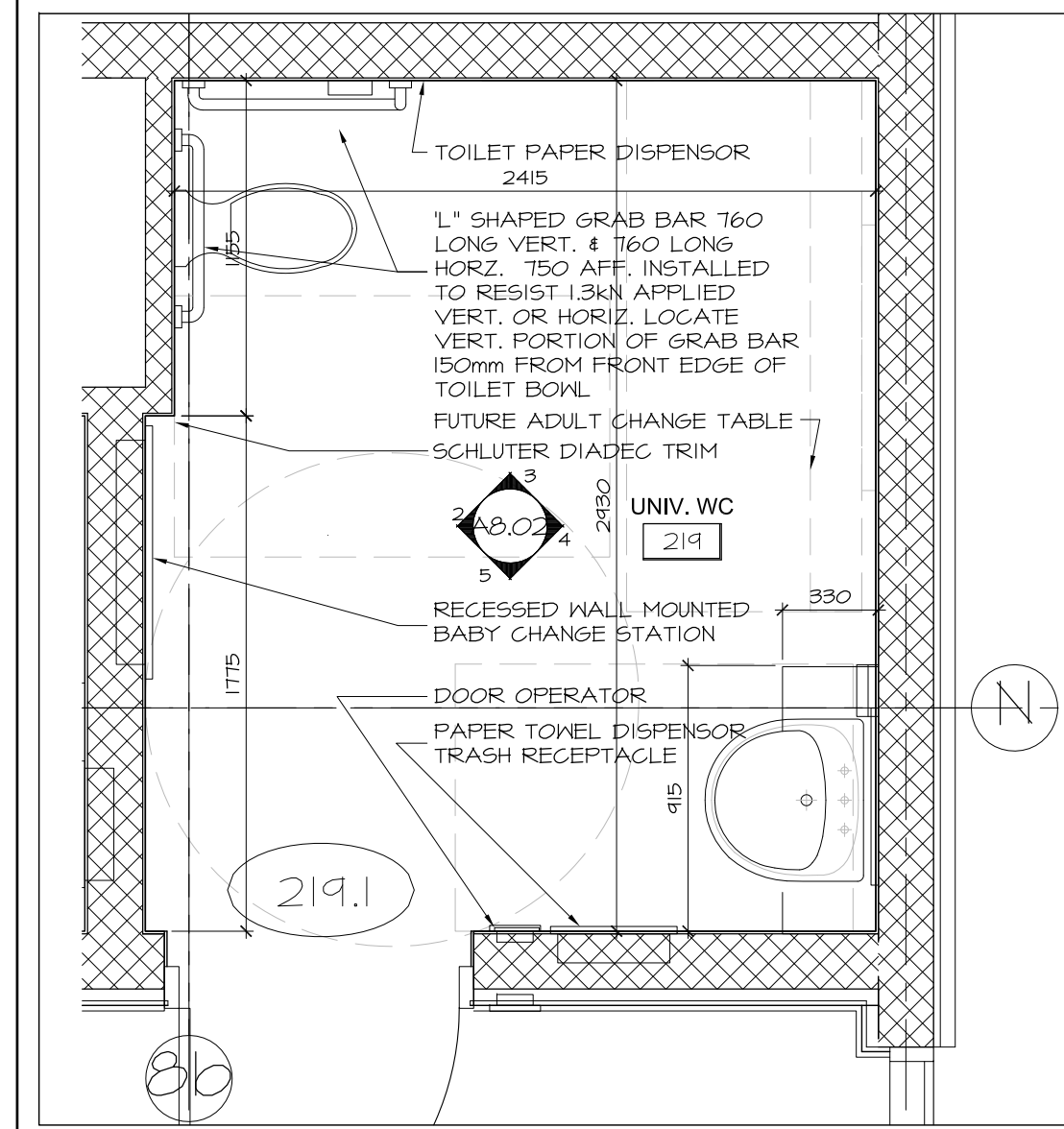
ARCHITECT / ARCHITECTE	CONSULTANT / EXPERT-CONSEIL
CONSULTANT / EXPERT-CONSEIL	CONSULTANT / EXPERT-CONSEIL

PROJECT / LOCATION / PROJET / ENDROIT

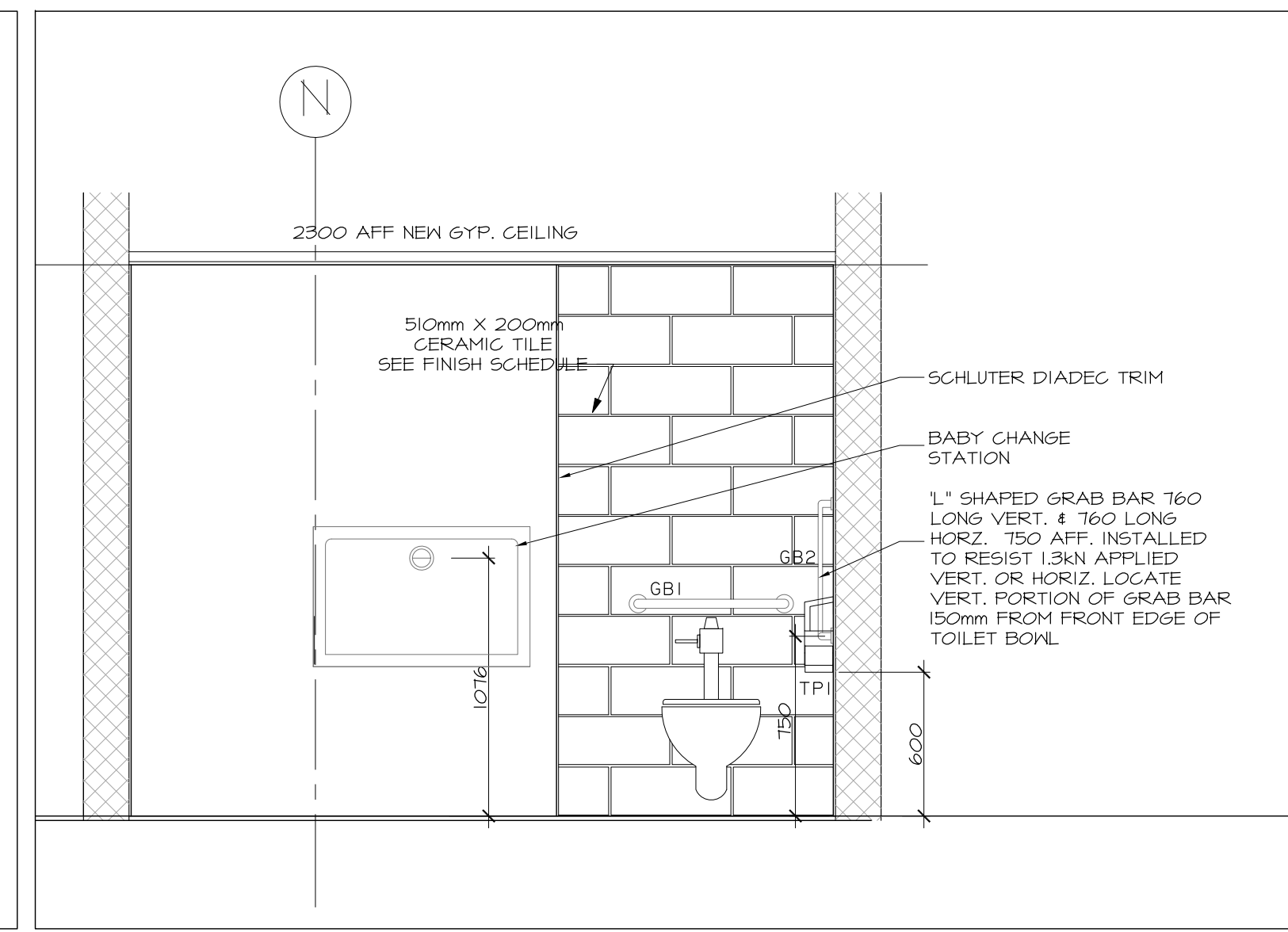
**DOVERCOURT**  
**PHASE 2**  
**ADDITION & RENOVATION**

411 DOVERCOURT  
 OTTAWA, ONTARIO

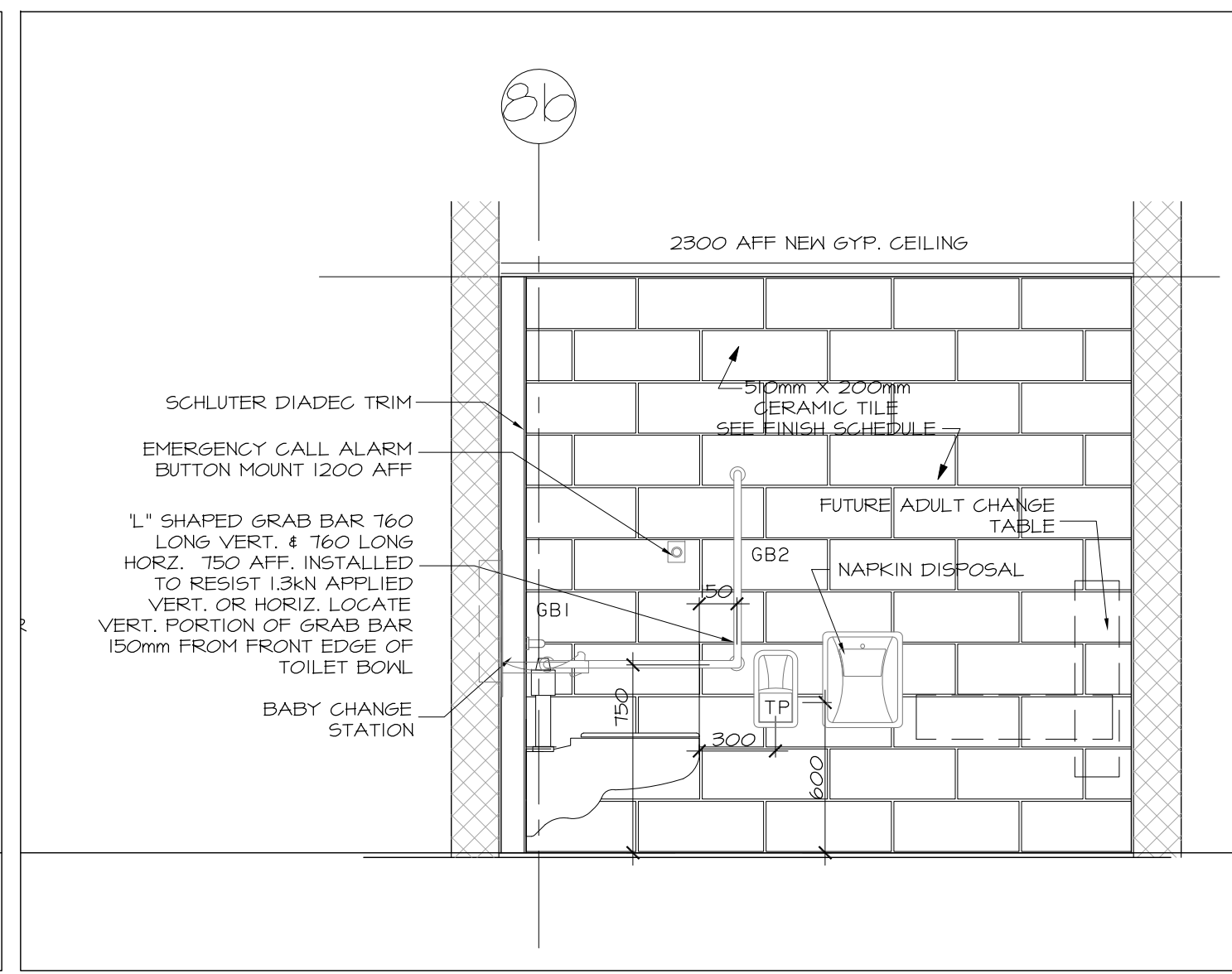
DRAWING / DESSIN  
**INTERIOR ELEVATIONS**  
**MILLWORK**



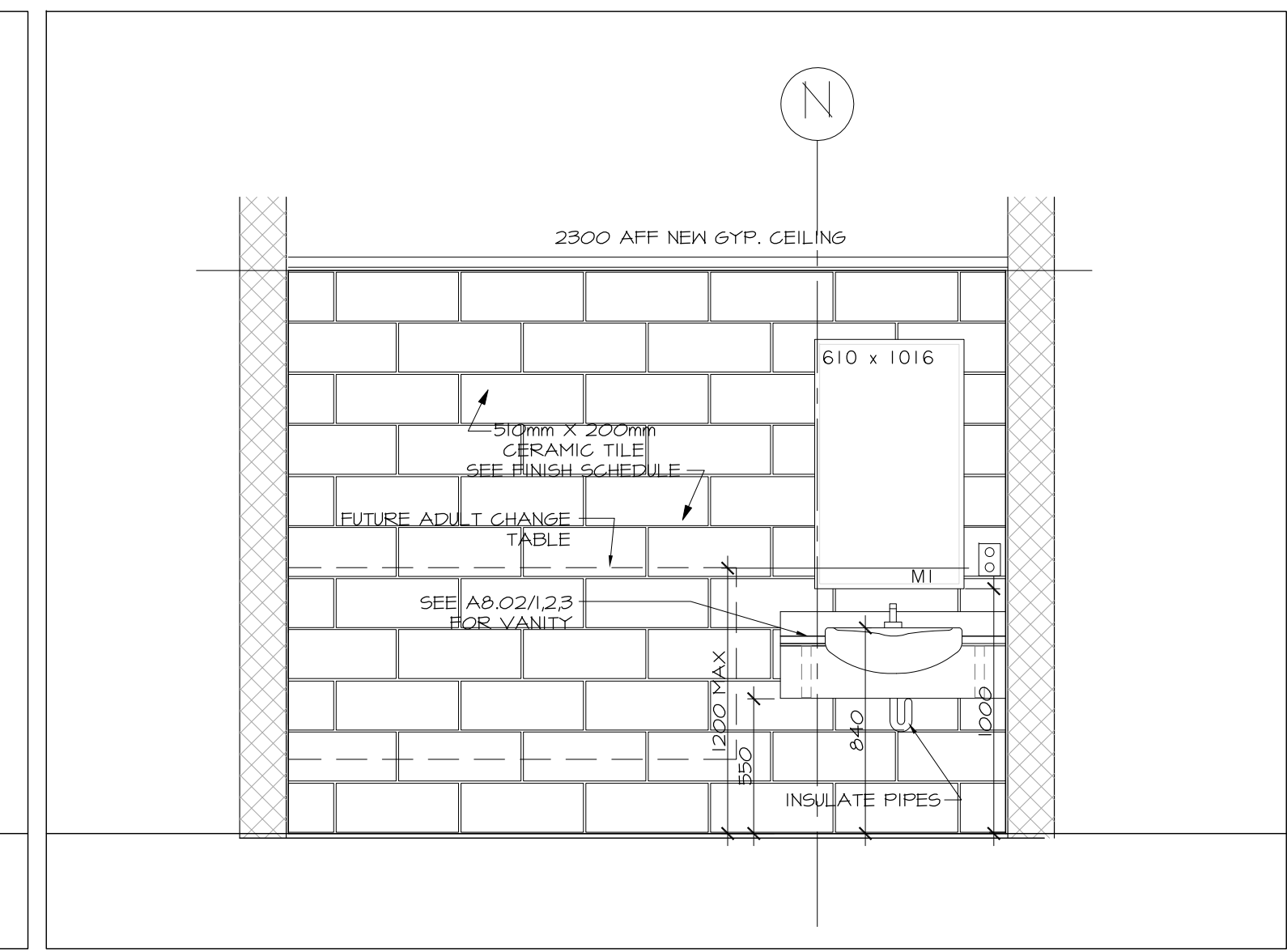
**1 RM219 UNIVERSAL WC**  
 A8.02 SCALE 1:25  
 KEY PLAN



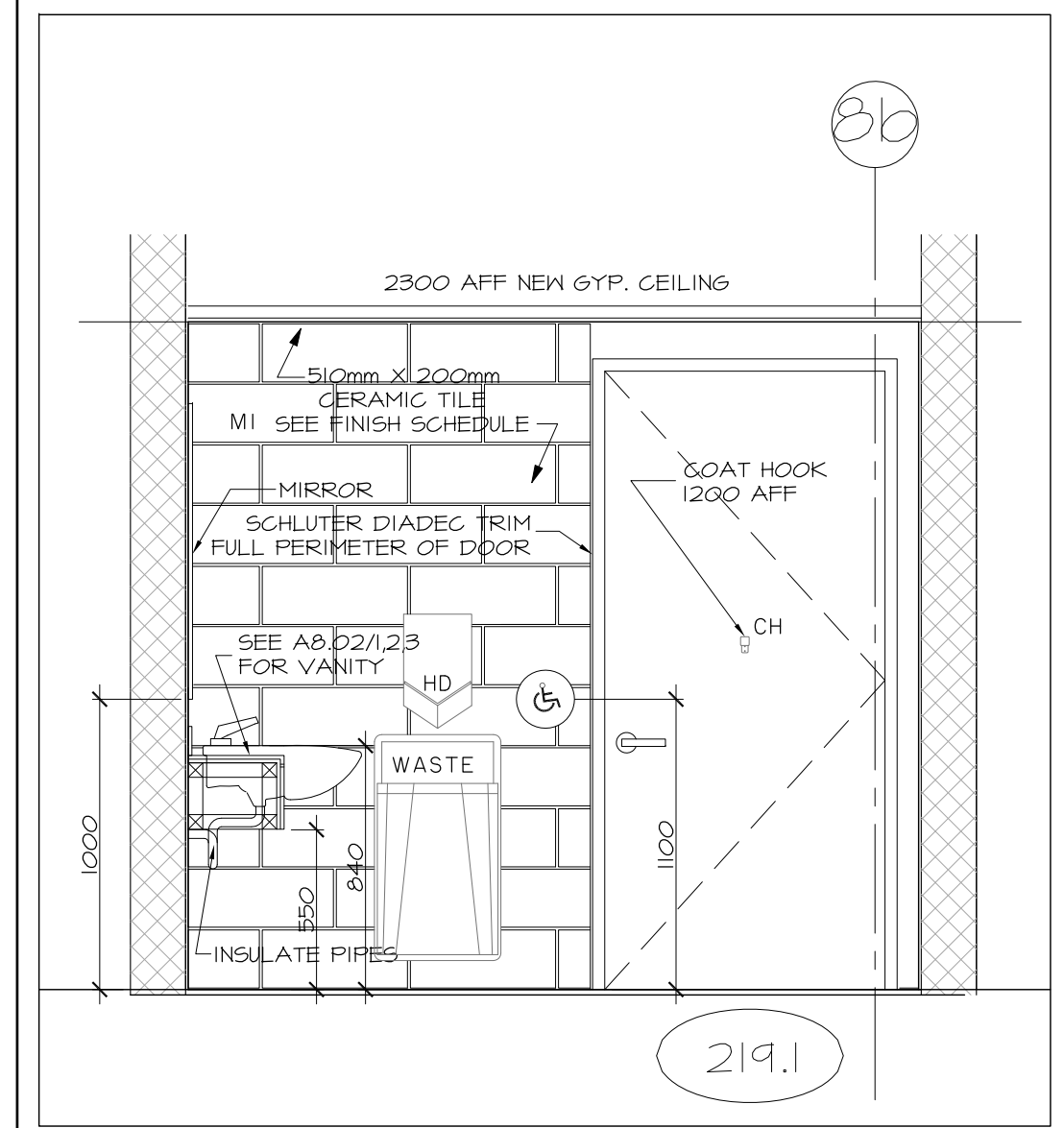
**2 UNIVERSAL WC WEST**  
 A8.02 SCALE 1:25



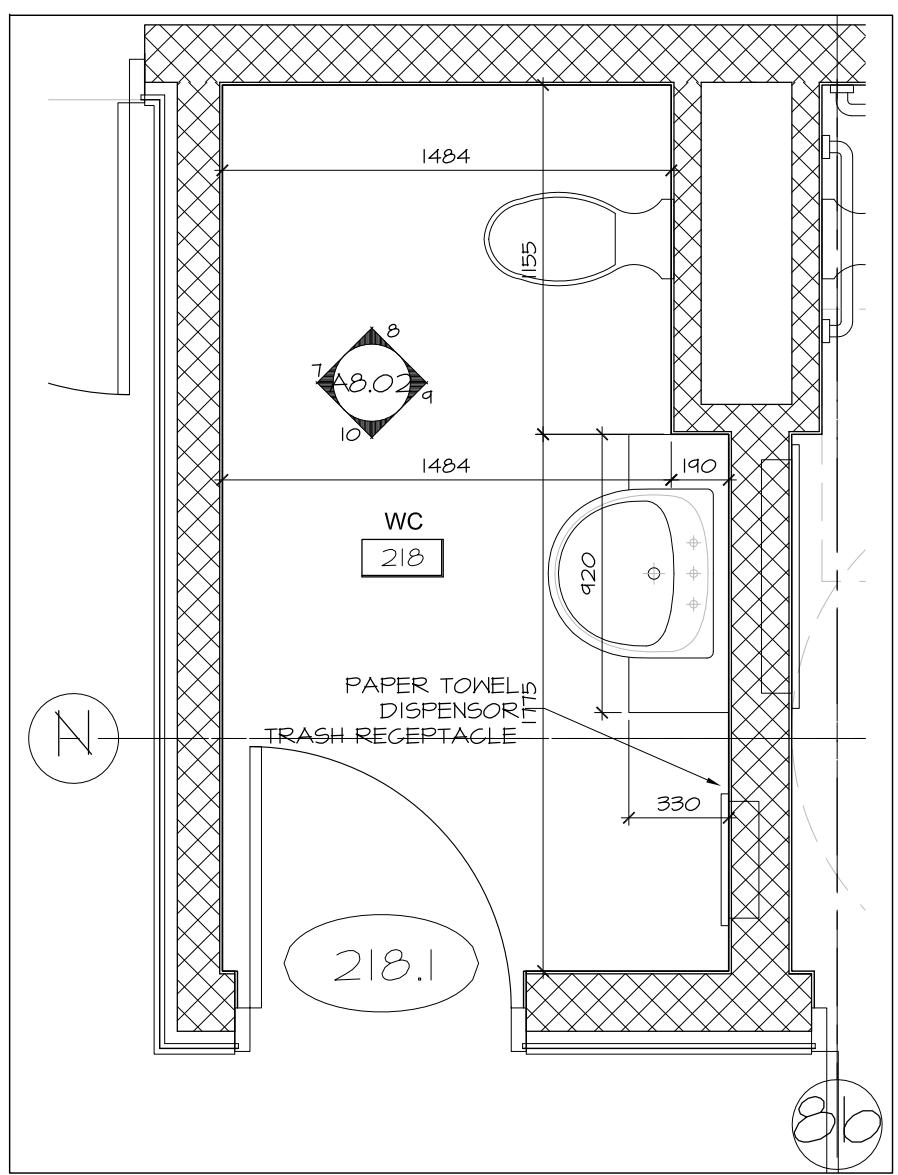
**3 UNIVERSAL WC NORTH**  
 A8.02 SCALE 1:25



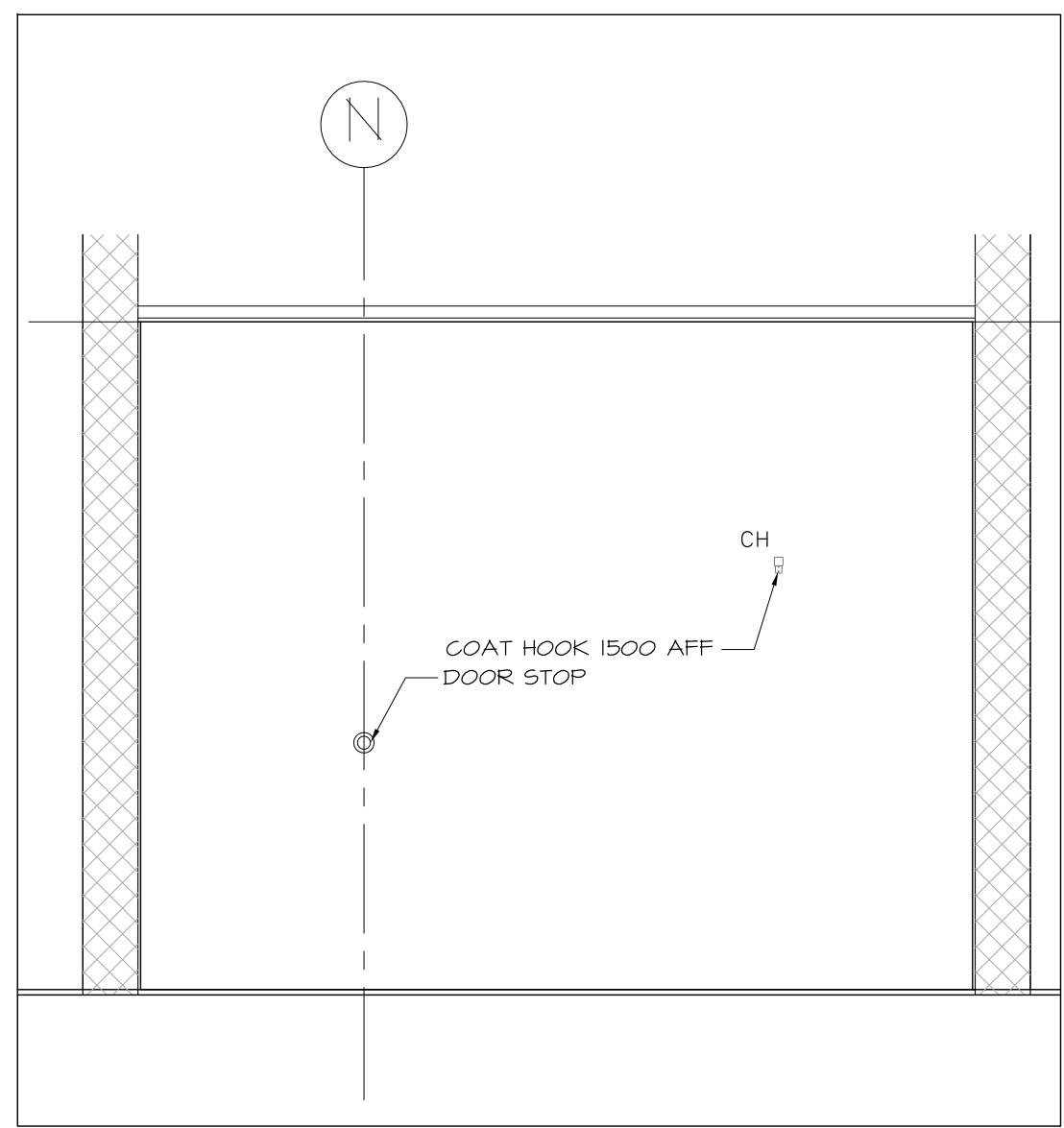
**4 UNIVERSAL WC EAST**  
 A8.02 SCALE 1:25



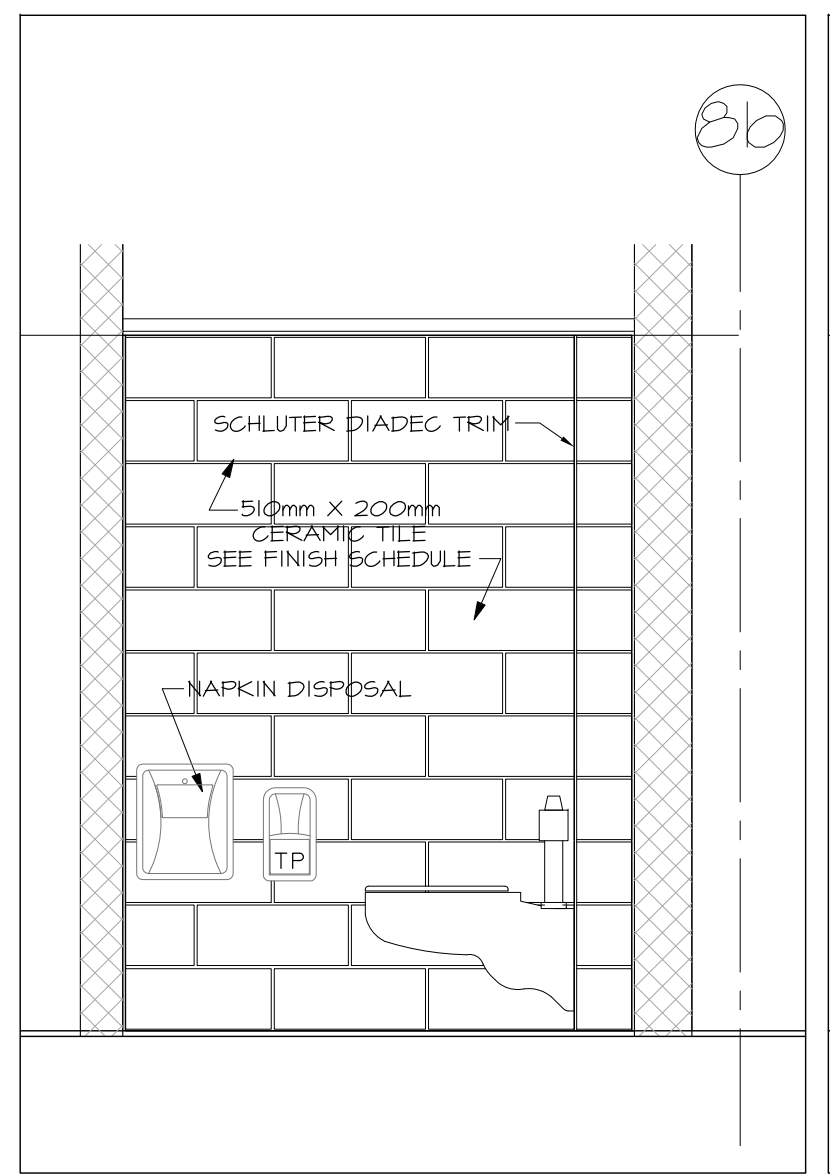
**5 UNIVERSAL WC SOUTH**  
 A8.02 SCALE 1:25



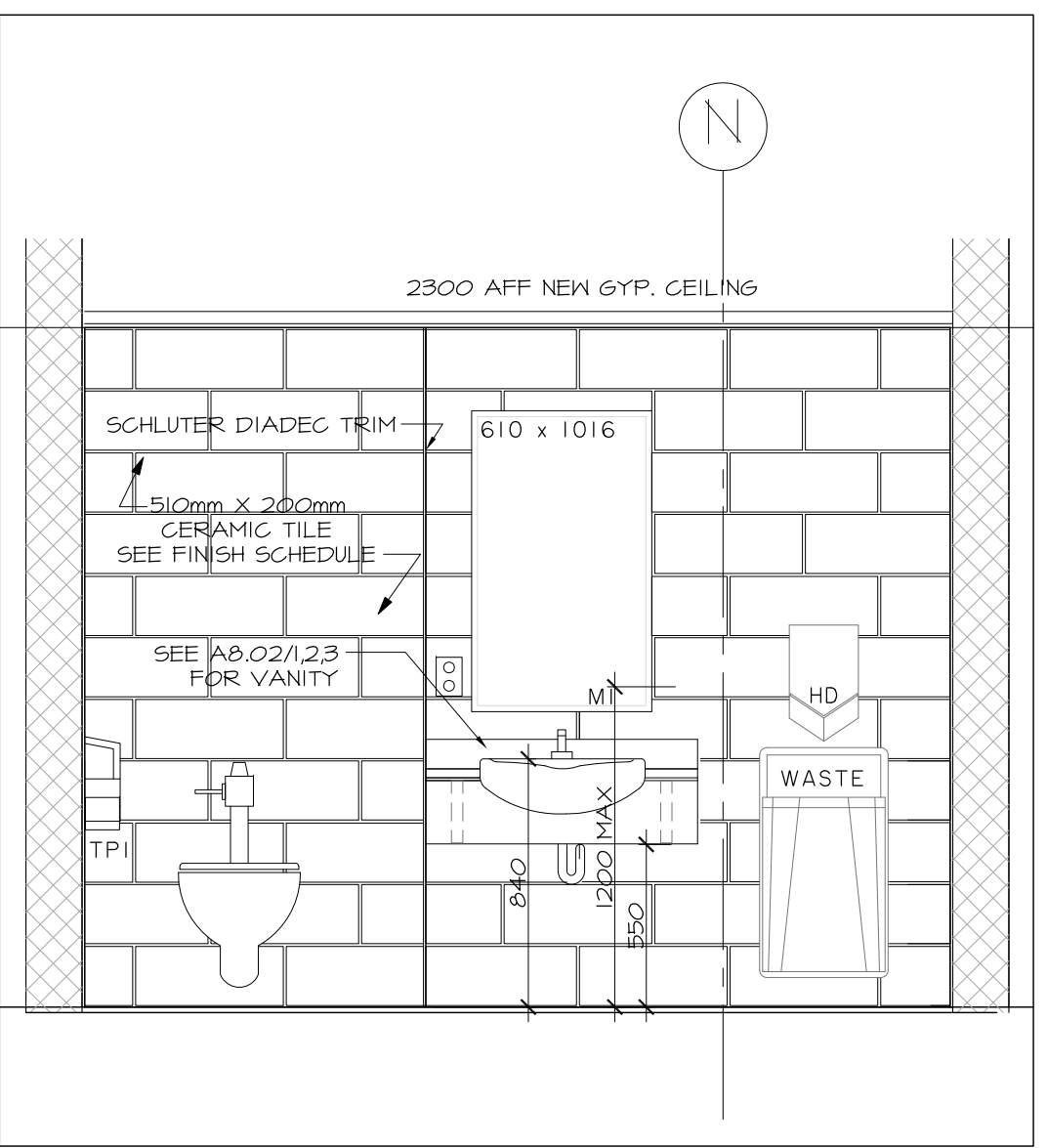
**6 RM218 WC**  
 A8.02 SCALE 1:25  
 KEY PLAN



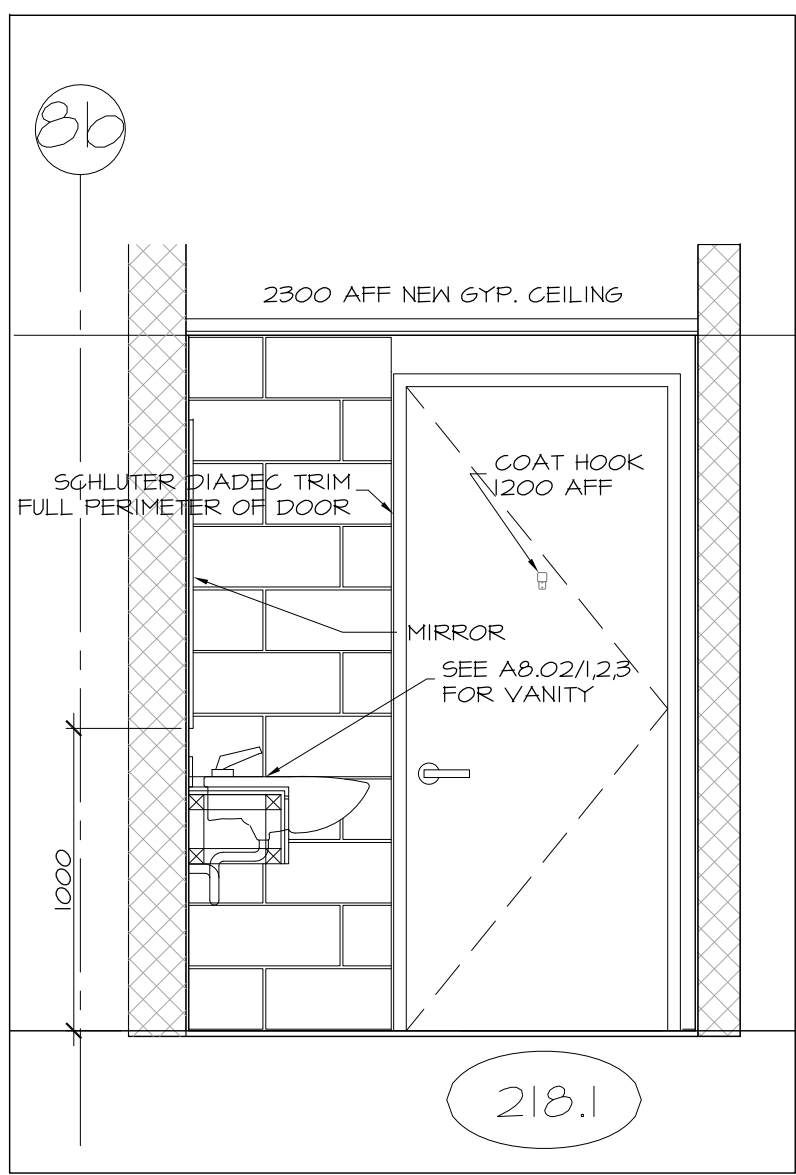
**7 RM218 WC WEST**  
 A8.02 SCALE 1:25



**8 RM218 WC NORTH**  
 A8.02 SCALE 1:25



**8 RM218 WC EAST**  
 A8.02 SCALE 1:25



**8 RM218 WC NORTH**  
 A8.02 SCALE 1:25



**Dovercourt**  
 RECREATION CENTRE



63 PAMILLA STREET  
 OTTAWA, ONT. K1S 3K7  
 613-238-7200 Fax: 613-235-2055  
 Email: mail@hobinarc.com

6			
5	RE-ISSUED FOR CONSTRUCTION	20180514	DV
4	ISSUED FOR CONSTRUCTION	20171003	DV
3	ISSUED FOR INFORMATION (RFR001)	20170810	DV
2	ISSUED FOR PERMIT	20170725	DV
1	ISSUED FOR INFORMATION	20170623	DV
NUMBER	MILESTONE / FAT SAILLANT	DATE (Y/M/D)	INITIALS
DESIGNED BY / CONÇU PAR		CHECKED BY / VÉRIFIÉ PAR	

DRAWN BY / DESINÉ PAR	SCALE / ÉCHELLE
DV	1:25

DETAIL NUMBER	DRAWING TITLE
1	
SHEET NUMBER	

THIS DRAWING IS THE PROPERTY OF THE CITY OF OTTAWA AND ALL COPYRIGHT IS RESERVED. DIMENSIONS ON DRAWING ARE FOR ESTIMATING PURPOSES ONLY. IT IS THE RESPONSIBILITY OF EACH CONTRACTOR AND SUB-CONTRACTOR OR CONSULTANT TO CHECK AND VERIFY ALL DIMENSIONS AND CONDITIONS ON SITE. NOTIFY OWNER OF ANY ERRORS OR OMISSIONS PRIOR TO COMMENCING THE WORK. DO NOT SCALE THE DRAWINGS.

CE DESSIN CONSTITUE LA PROPRIÉTÉ DE LA VILLE D'OTTAWA ET TOUT DROIT D'AUTEUR EST RÉSERVÉ. LES DIMENSIONS UTILISÉES SE SONT À DES FINS D'ESTIMATION SEULEMENT. IL INCOMBE À CHAQUE ENTREPRENEUR, SOUS-CONTRACTANT OU CONSULTANT DE VÉRIFIER TOUTES LES DIMENSIONS ET LES CONDITIONS SUR LE CHANTIER. VEUILLEZ INFORMER LE PROPRIÉTAIRE DE TOUTE ERREUR OU OMISSION AVANT D'ENTAMER LES TRAVAUX. NE DRESSEZ PAS LES PLANS À L'ÉCHELLE.

ARCHITECT / ARCHITECTE	CONSULTANT / EXPERT-CONSEIL
------------------------	-----------------------------

--	--

CONSULTANT / EXPERT-CONSEIL	CONSULTANT / EXPERT-CONSEIL
-----------------------------	-----------------------------

PROJECT / LOCATION / PROJET / ENDROIT

**DOVERCOURT**  
 PHASE 2  
 ADDITION & RENOVATION

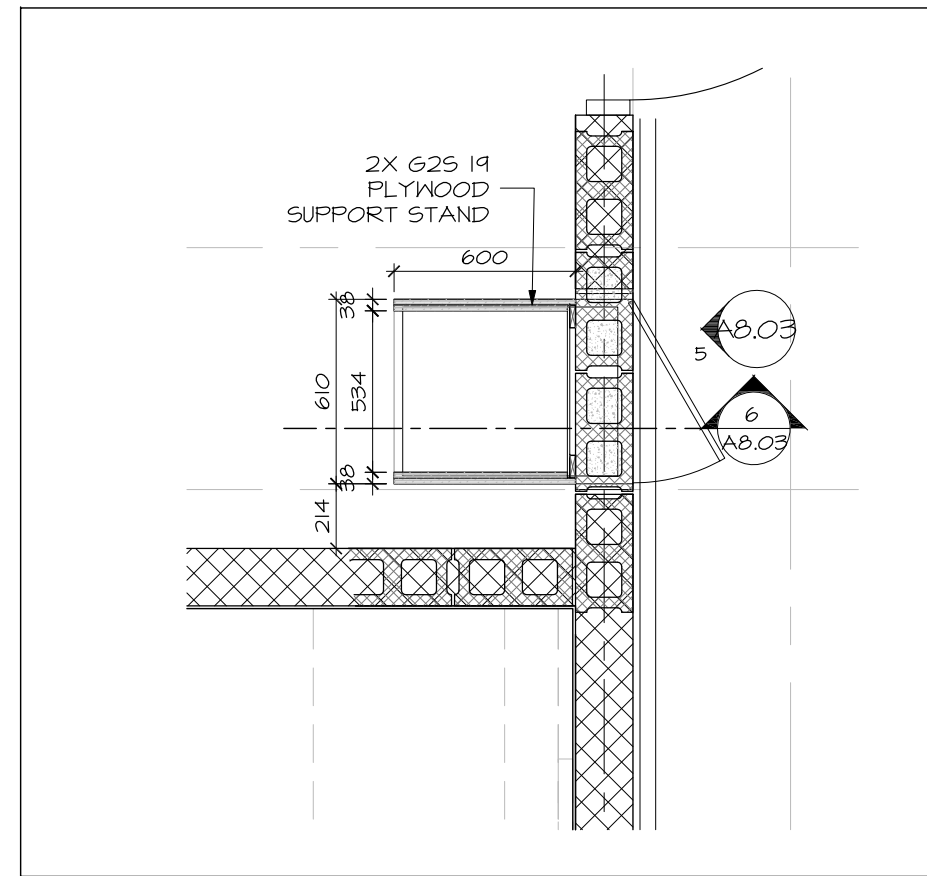
411 DOVERCOURT  
 OTTAWA, ONTARIO

DRAWING / DESSIN  
 INTERIOR ELEVATIONS  
 MILLWORK

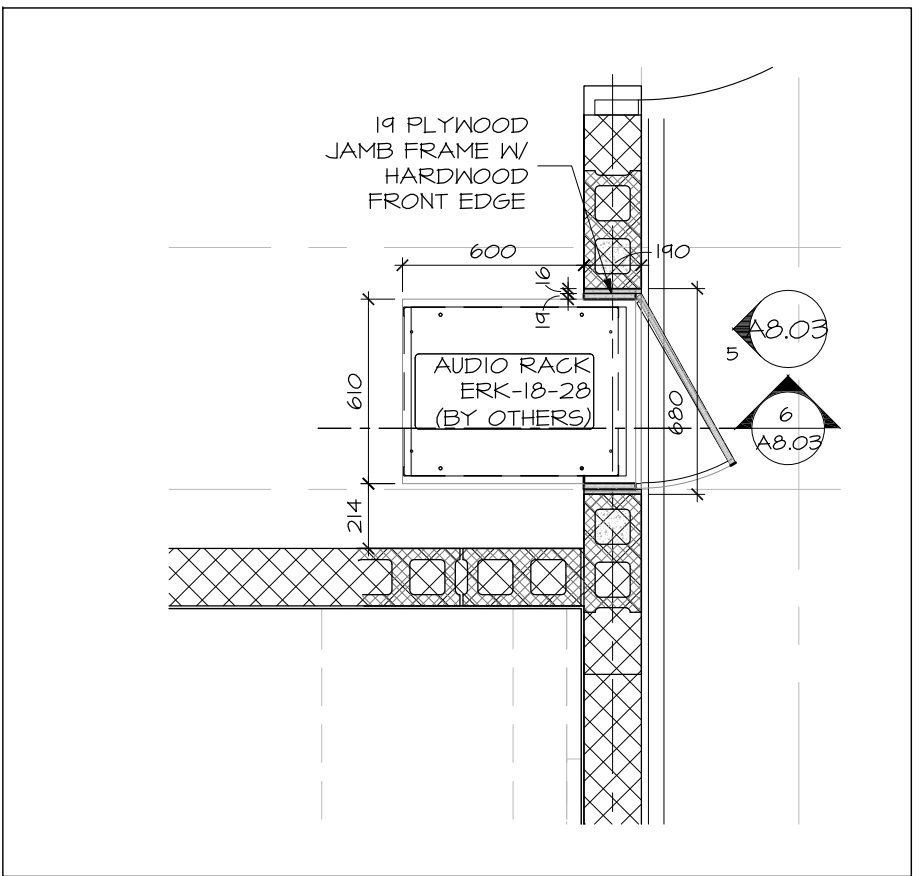
FACILITY NO. / NO. DE INSTALLATIONS	SHEET NO. / FEUILLE No.
-------------------------------------	-------------------------

PROJECT NO. / PROJET No.  
**A8.03**

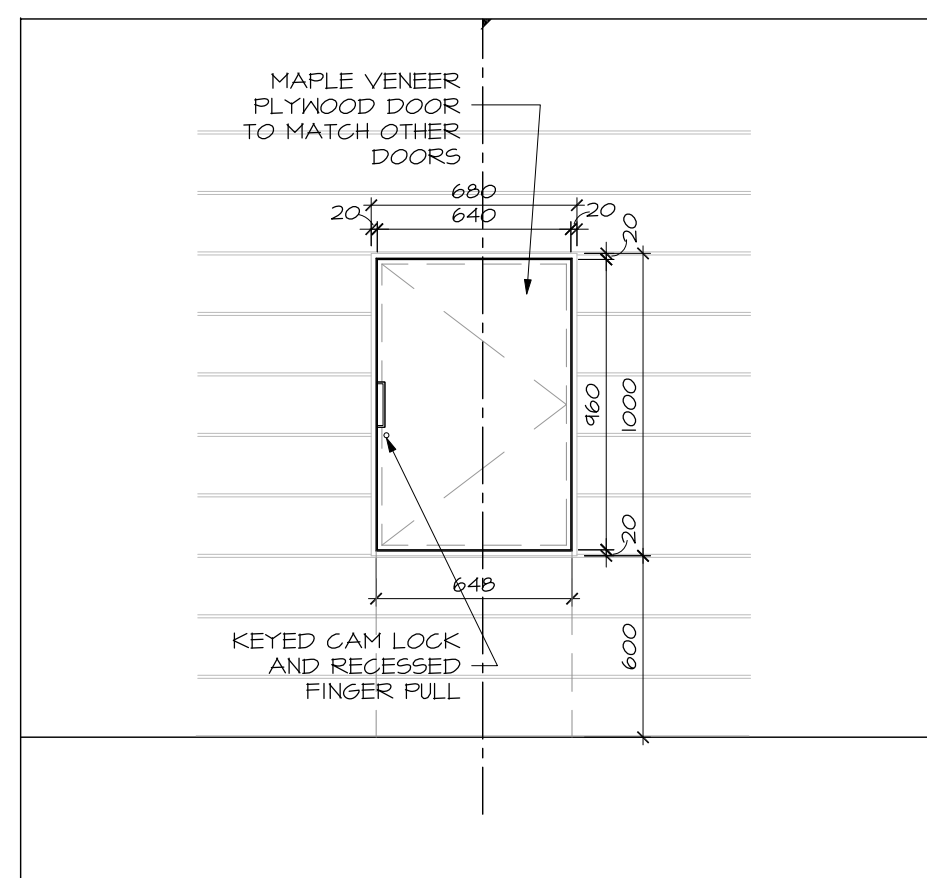
1713



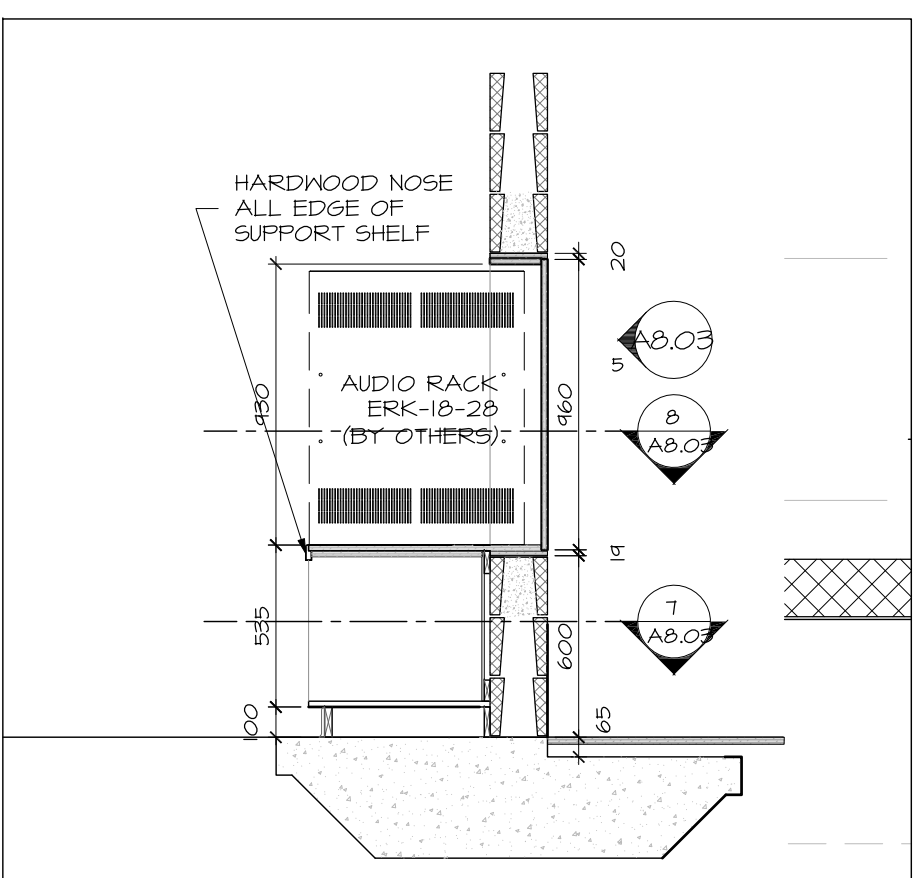
7 AUDIO CABINET - PLAN BASE  
 A8.03 SCALE 1:25



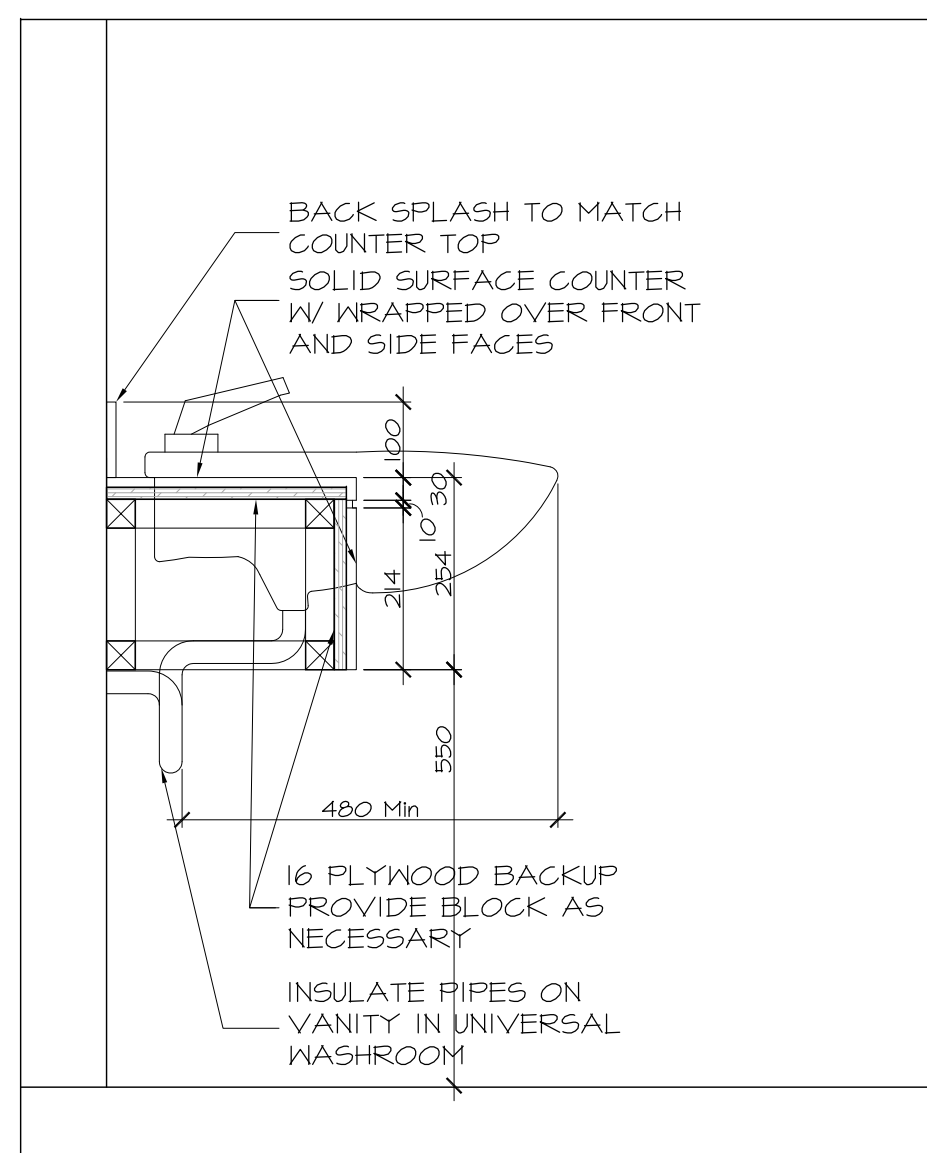
8 AUDIO CABINET - PLAN CABINET  
 A8.03 SCALE 1:25



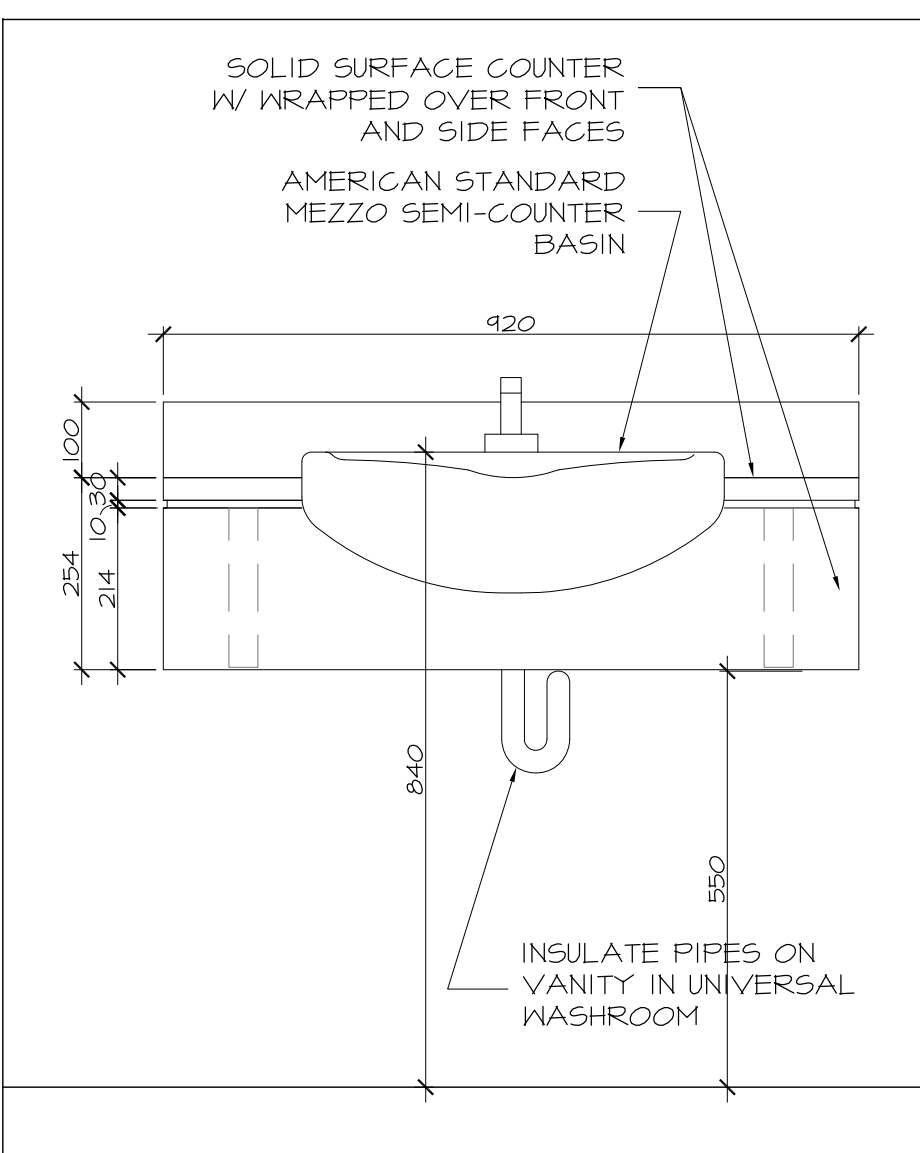
5 AUDIO CABINET - FRONT  
 A8.03 SCALE 1:25



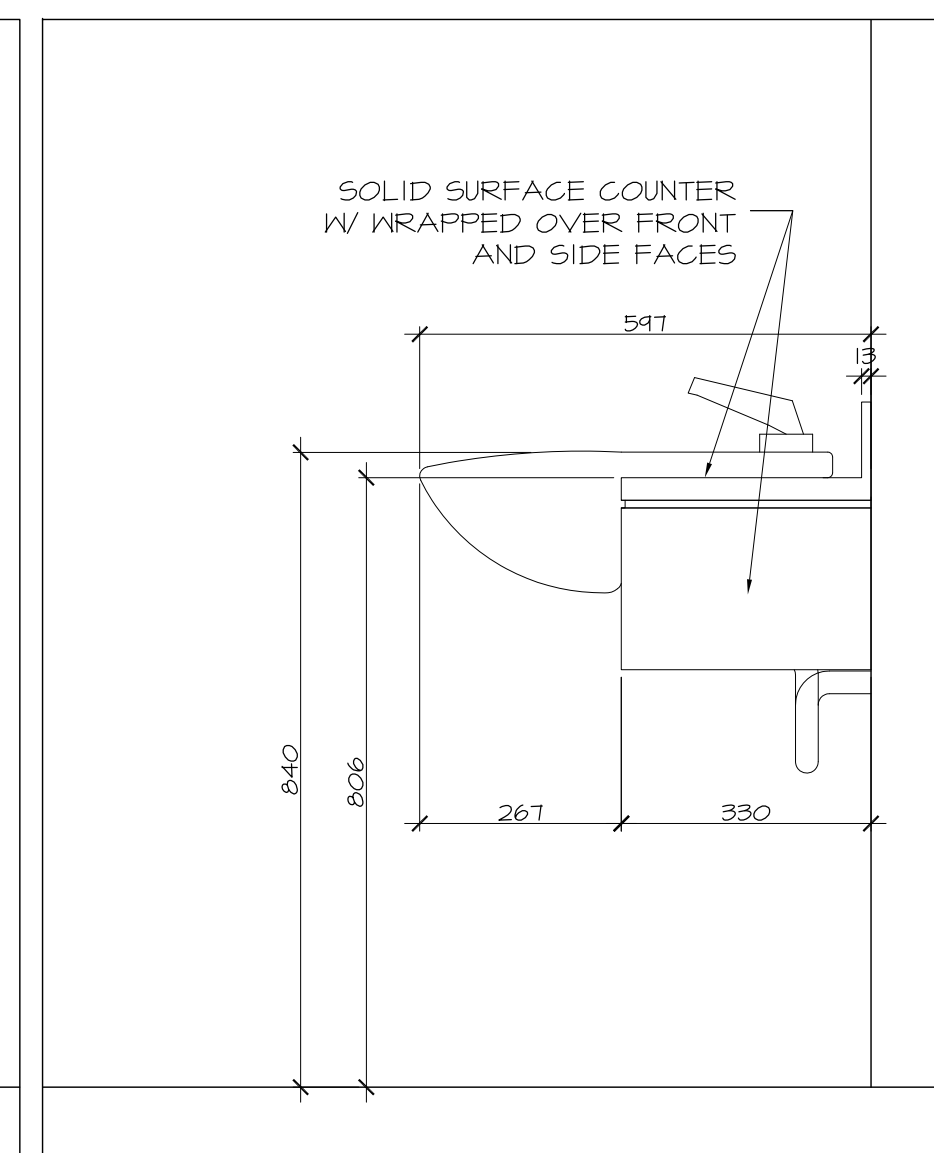
6 AUDIO CABINET - SECTION  
 A8.03 SCALE 1:25



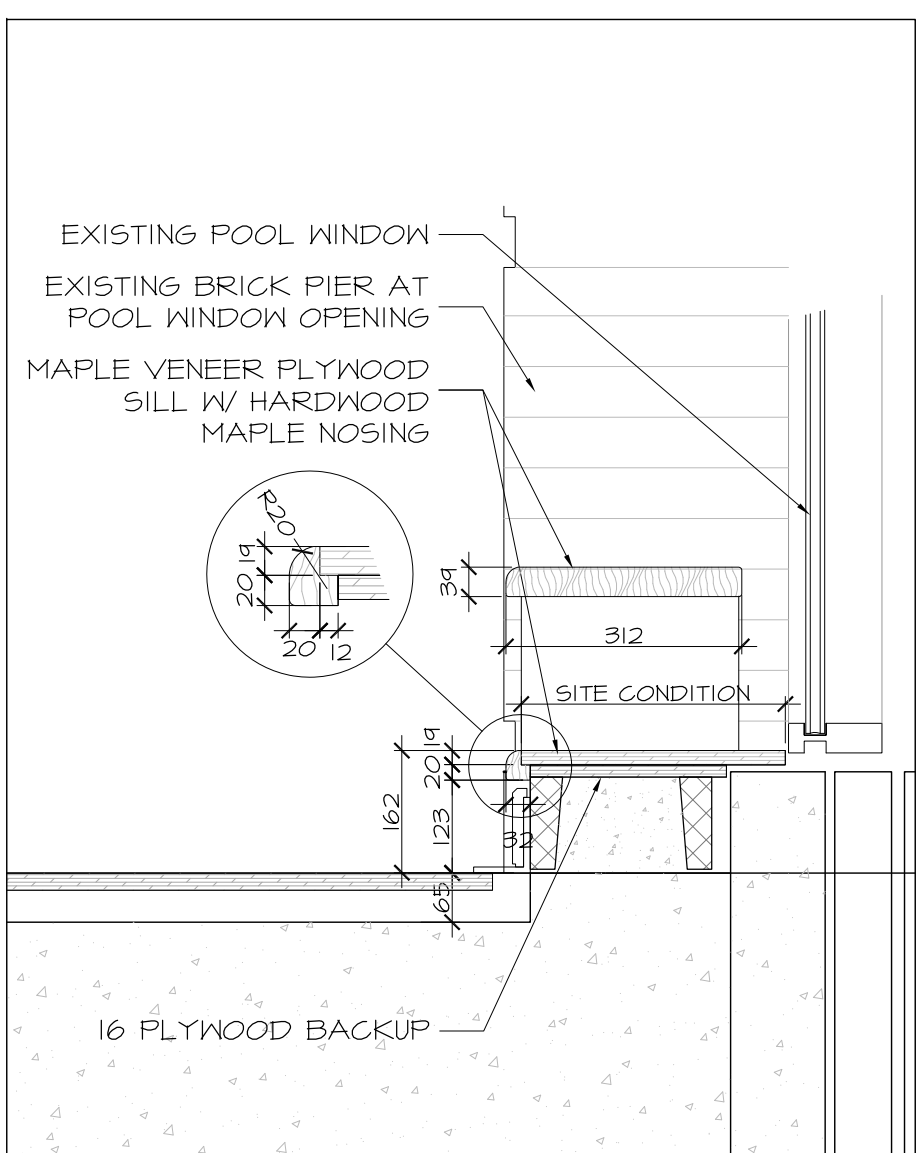
1 WASHROOM VANITY SECTION  
 A8.03 SCALE 1:10



2 WASHROOM VANITY FRONT  
 A8.03 SCALE 1:10



3 WASHROOM VANITY SIDE  
 A8.03 SCALE 1:10



4 WINDOW SILL  
 A8.03 SCALE 1:10 / 1:5 INSET