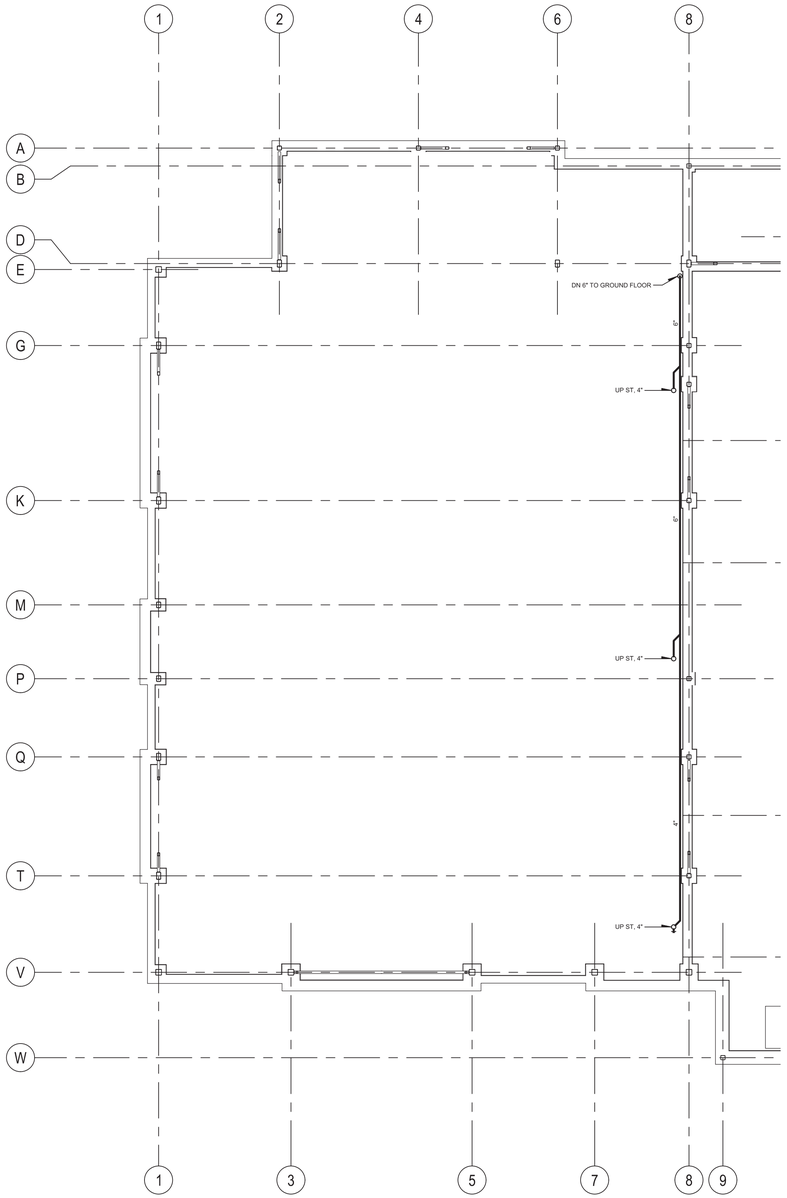

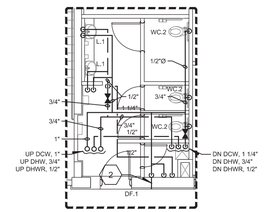

DCW / DHW / DHWR DISTRIBUTION

1 PARTIAL PLAN

SCALE : 1/8"=1'-0"

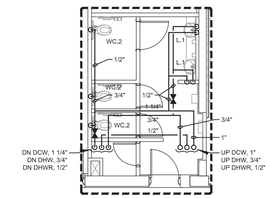

DCW / DHW / DHWR DISTRIBUTION

2 PARTIAL PLAN

SCALE : 1/8"=1'-0"

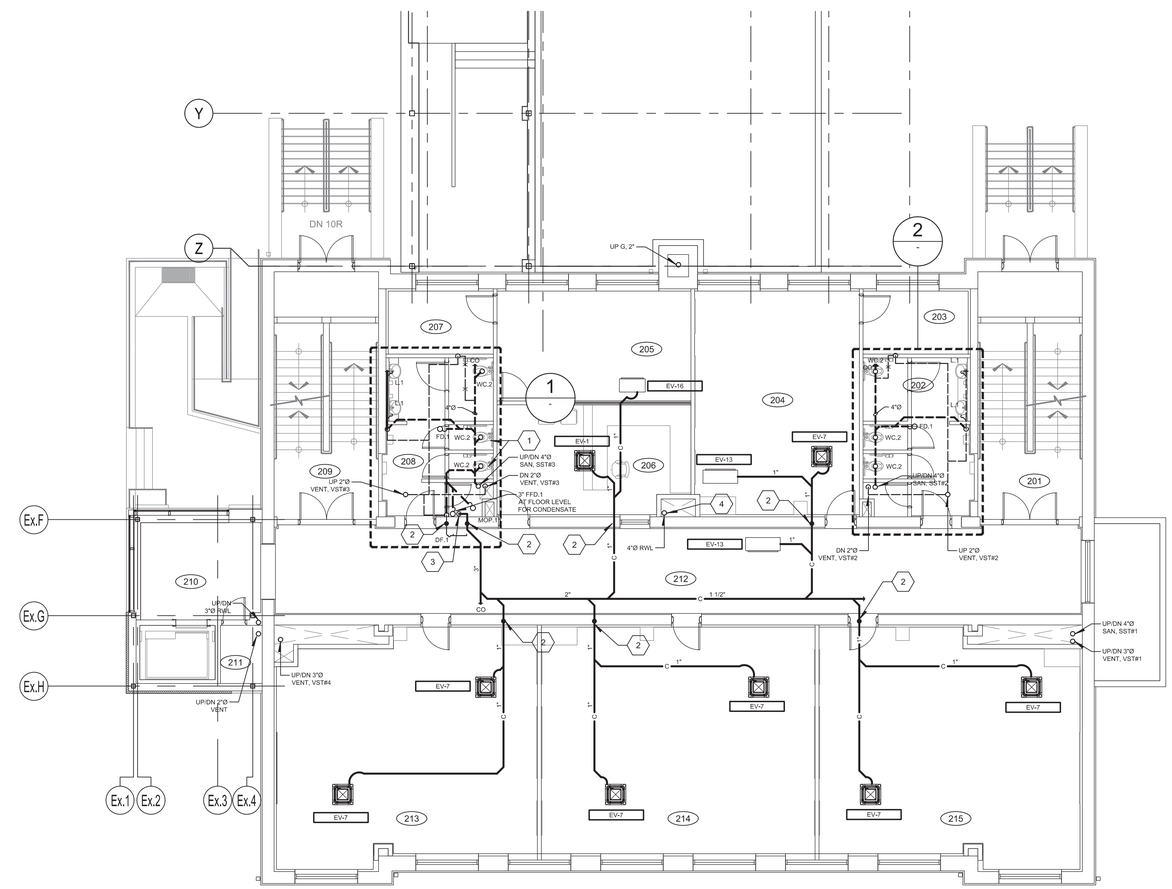

GENERAL NOTE(S):

1- ALL EVAPORATORS PIPING, ELECTRICAL CABLE AND CONDENSATE PUMP TO BE INSTALLED INSIDE LINE SET COVER, FOR WALL MOUNTED UNITS

2- SEE DETAILS AND DIAGRAMMS FOR ALL ACCESSORIES AND VALVES TO BE PROVIDED AND INSTALLED, DRAWINGS M-210 AND ABOVE.

3- NO DOMESTIC WATER LINES, DRAIN LINE OR VENTS TO PASS IN THE OUTSIDE WALL, PIPING TO BE SURFACE MOUNTED. THIS INCLUDES MOST OF THE EXISTING WALLS IN THE EXISTING BUILDING.

4- CORES HAVE ALREADY BEEN MADE IN THE FLOOR AND WALLS FOR PAST FIT-UP, REUSE IF POSSIBLE OTHERWISE TO BE CAPPED OFF BY GENERAL CONTRACTOR AND NEW CORES TO BE MADE TO FIT WITH NEW SETUP.

5- FOR SANITARY PIPING (BRANCHES AND MAIN INCLUDING ALL VENTING) SEE DIAGRAM ON M-212 FOR SIZING.

IDENTIFICATION(S):

1 PIPING & SUPPORT FOR WC TO BE PASSED IN FRONT OF EXISTING BLOCK WALL, INSIDE A NEW PARTITION.

2 EXISTING CONCRETE BLOCK WALL, PROVIDE CORING THROUGH WALL FOR PASSAGE OF PIPING.

3 DRAIN CONDENSATE LINE VIA OPEN DRAIN.

4 EXISTING STORM RISER IN CAST IRON TO BE REPLACED WITH NEW DWV XFR PLASTIC PIPE AS PER EXISTING ON GROUND LEVEL. REPLACE RISER FROM GROUND LEVEL TO ROOF.

Key Plan

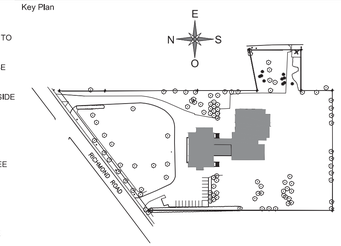

REVIEW

N°	Date	Description
0	2018-06-01	FOR TENDER

PAGEAU MOREL
www.pageaumorel.com
Gatineau

Architect

J.L.Richards
ENGINEERS · ARCHITECTS · PLANNERS
www.jlrichards.ca

Structure

Seal

LICENSED PROFESSIONAL ENGINEER
J. DE GRACE
100136111
PROVINCE OF ONTARIO

2018-06-01

Project

MAISON DE
DE LA FRANCOPHONIE D`OTTAWA

2720 RICHMOND ROAD, OTTAWA

Title

MECHANICAL
PLUMBING
SECOND FLOOR NEW LAYOUT

Drawn by :	B. TREMBLAY	Project n°:	7342-001-000
Design by :	B. TREMBLAY	Date :	2018-06-01
Verified by :	F. DIONNE	Scale :	1/8" = 1'-0"

Drawing n° M-203

Revision 0

\\desrochers - 5/31/2018 4:51 - O:\7342 2720 Richmond\001\000\M-202\M-203\M-203_1900.dwg