Ontario 2012 Building Code Data Matrix SURGENOR TRUCK CENTRE ADDITION/ RENOVATIONS - BUILDING A		OBC Reference Reference are to Division B unless noted otherwise
Project Description: -	Canopy/ addition & renovation to existing office	-
Number of Storeys: -	2	
Building areas -	Existing Building A: 1572 m² (ground floor) 1790 m² (second floor) New Addition : 426 m² (office), 170 m² (canopy) Total Ground : 2168 m²	.
Fire fighting: -	Facing 2 streets (50% of building perimeter)	
Building Classification: -	Group F, Div. 2 (Combustible & non-combustible construction permitted)	**3.2.2.70**
Standpipe Required: -	No	
Sprinklered:-	No	
Fire Alarm Required: -	No	
Water Service / Supply: -	Yes - Supply is adequate	
High Building: -	No	
Fire Separations: (floors) -	3/4hr F.S. (existing second floor)	
Service Garage: -	2 hr **(exist)**	**3.3.5.5**
Roof Assemblies: -	non rated	
Plumbing Requirements:	Existing is adequate	**3.7.4.7**
Part 11 - Renovation of Existing Building (5 Yrs or Older)		
Existing Building classification:	Not Applicable (no change of major occupancy)	11.2.1
Alteration to Existing Building:	Basic Renovation	11.3.3.1
Reduction in Performance Level:	Structural: No	11.4.2.1
Increase in occupant load:	No	11.4.2.2
By change of major occupancy:	No	11.4.2.3
Plumbing:	No	11.4.2.4
Sewage system:	No	11.4.2.5
Compensating Construction:	Structural: No	11.4.3.2
Increase in occupant load:	No	11.4.3.3
Change of major occupancy:	No	11.4.3.4
Plumbing:	No	11.4.3.5
Sewage system:	No	11.4.3.6
Complience Alternatives Proposed:	No	11.5.1
Alternative Measures Proposed:	No	11.5.2

Spatial Separation:	Area (m²)	Ratio	Limiting Distance (m)	Allowable % Openings	Proposed %	FRR
North Wall	173.0	6.4	16.7	57.1%	41.2%	1HR non-comb. cladding
West Wall	112.0	11.0	25.4	61%	49%	1HR non-comb. cladding

Ontario 2012 Building Code Data Matrix SURGENOR TRUCK CENTRE ADDITION/ RENOVATIONS - BUIDLING B		OBC Reference Reference are to Division B unless noted otherwise
Project Description: -	Service bay addition	-
Number of Storeys: -	1	
Building areas -	Existing Building B: 337 sm (service shop) New Addition : 136 sm (wash bay) Total Ground : 473 sm	
Fire fighting: -	Facing 1 street	
Building Classification: -	Group F, Div. 2 (Combustible & non-combustible construction permitted)	**3.2.2.71**
Standpipe Required: -	No	
Sprinklered:-	No	
Fire Alarm Required: -	No	
Water Service / Supply: -	Yes - Supply is adequate	
High Building: -	No	
Fire Separations: (floors) -	N/A	
Service Garage: -	2 hr	
Roof Assemblies: -	non rated	
Plumbing Requirements:	.	**3.7.4.1 (3)**
Part 11 - Renovation of Existing Building (5 Yrs or Older)		
Existing Building classification:	Not Applicable (no change of major occupancy)	11.2.1
Alteration to Existing Building:	Basic Renovation	11.3.3.1
Reduction in Performance Level:	Structural: No	11.4.2.1
By Increase in occupant load:	No	11.4.2.2
By change of major occupancy:	No	11.4.2.3
Plumbing:	No	11.4.2.4
Sewage system:	No	11.4.2.5
Compensating Construction:	Structural: No	11.4.3.2
Increase in occupant load:	No	11.4.3.3
Change of major occupancy:	No	11.4.3.4
Plumbing:	No	11.4.3.5
Sewage system:	No	11.4.3.6
Complience Alternatives Proposed:	No	11.5.1
Alternative Measures Proposed:	No	11.5.2

Spatial Separation:	Area (m²)	Ratio	Limiting Distance (m)	Allowable % Openings	Proposed %	FRR
East Wall	42.9	2.4	14.7	100%	100%	-

LIGHT INDUSTRIAL - IL

IL	PROVISIONS	PROPOSED SITE PLAN DESIGN	COMPLIANCE DETAILS
a) Minimum Lot Area	2000m²	15742 m²	Compliant with Zones
b) Minimum Lot Width	NO MINIMUM	90 m - Irregular Lot	Compliant with Zones
c) Maximum Lot Coverage	65 % LOT AREA	27 % - 4262 / 15742 m²	Compliant with Zones
d) Minimum Front & Corner Yard	7.5m	7.6 m	Compliant with Zones
e) Minimum Interior Side Yard	7.5m	8.3m	Compliant with Zones
f) Minimum Rear Yard	7.5 m	14.7 m - Existing	Compliant with Zones
g) Maximum Floor Space Index	2	0.27	Compliant with Zones
h) Maximum Building Height	18 m	6.07m	Compliant with Zones
Required Parking (SECTION 101) N10 - Automobile Dealership	PARKING REQUIRED: 2 per 100m² of sales area (641m²÷ 13) 2 per service bay (17 bays = 34) 1 per 100m² of other areas (472m²÷ 4) = 51 spaces Typical Stall Size - 2.60 x 5.20 m HC Size - 3.40 X 5.2m	TOTAL PARKING SPACES: 52 parking spaces	Compliant with Zones
Required Bicycle Parking (Section 111)	1 per 1000m² of gross floor area	1 BIKE RACK	Compliant with Zones
Required Loading Zone (Section 113)	1 Vehicle Loading Spaces -3.50m x 9.0mx4.2m HT	as per by-law	Compliant with Zones
Landscape Provisions for Parking Lots (Section 110)	Landscape Buffer Width i) abutting a street 3 m ii) not abutting a street 1.5m Refuse Collection Areas i) 9.0 m from property line abutting a street ii) 3.0 m from other property lines iii) screened with minimum 2.0 m Minimum 15% Landscaping around Parking Lots	as per bylaw as per bylaw as per bylaw as per bylaw	Compliant with Zones
Applicable zone IL		BUILDING AREA EXISTING BLDG A 1572m² EXISTING BLDG B 337m² NEW WASH BAY 136m² ANCILLARY BUILDING C (STORAGE) 307m² NEW SALES/ OFFICES 426m² TOTAL: 2772m²	Compliant with Zones
Accessory/ Sales	Max 25% of Gross Floor Area	618.75m² / 2475.33m² = 25%	Compliant with Zones

LOCATION MAP

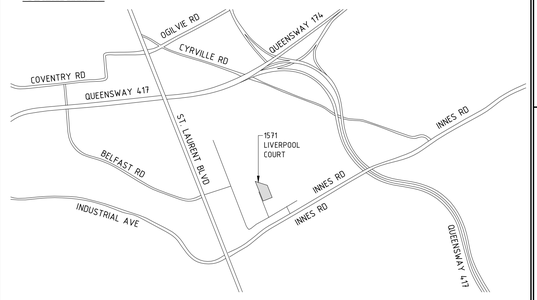

DRAWING LIST

ARCHITECTURAL

A-00	COVERSHEET, OBC MATRIX, ZONING
A-01	OVERALL SITE PLAN, SITE DETAILS
A-02S	NEW STORAGE BUILDING PLAN, CEILING PLAN, ELEVATIONS, BUILDING SECTION
A-03	OVERALL GROUND FLOOR PLAN, OVERALL SECOND FLOOR PLAN, PARTIAL SITE PLAN
A-03S	NEW STORAGE BUILDING WALL SECTIONS
A-04	PARTIAL DEMOLITION GROUND FLOOR PLAN
A-04S	NEW STORAGE BUILDING WALL SECTIONS, PLAN DETAIL
A-05	PARTIAL CONSTRUCTION GROUND FLOOR PLAN
A-06	PARTIAL CONSTRUCTION GROUND FLOOR PLAN
A-07	DEMOLITION/ CONSTRUCTION PARTIAL SECOND FLOOR PLAN, PARTIAL ROOF PLAN
A-08	DEMO/ CONSTRUCTION PARTIAL GROUND FLOOR REFLECTED CEILING PLAN, CEILING DETAILS
A-09	DEMO/ CONSTRUCTION SECOND FLOOR REFLECTED CEILING PLAN
A-10	DEMOLITION/ CONSTRUCTION ELEVATIONS
A-11	DEMOLITION/ CONSTRUCTION PARTIAL BUILDING SECTION S
A-12	CONSTRUCTION WALL SECTIONS
A-13	CONSTRUCTION WALL SECTIONS
A-14	CONSTRUCTION WALL SECTIONS
A-15	CONSTRUCTION WALL SECTIONS, PLAN DETAILS, SECTION DETAILS
A-16	CONSTRUCTION PLAN DETAILS
A-17	CONSTRUCTION WALL SECTIONS
A-18	MILLWORK ELEVATIONS, SECTIONS, WASHROOM ELEVATIONS
A-19	CONSTRUCTION ROOF DETAILS, PLAN DETAILS
A-20	WINDOW/ DOOR/ FRAME ELEVATIONS & DETAILS

CIVIL

G1	SERVICING, GRADING AND DRAINAGE PLAN

STRUCTURAL

S1	FOUNDATION PLAN - STORAGE BUILDING
S2	SECTIONS & DETAILS - STORAGE BUILDING
S01	GENERAL NOTES
S02	TYPICAL DETAILS
S03	TYPICAL DETAILS
S04	SCHEDULES
S100	PLANS
S101	PLANS
S200	BRACEFRAME ELEVATIONS
S300	SECTIONS
S301	SECTIONS
S302	SECTIONS
S303	SECTIONS

MECHANICAL

MD-1	GROUND FLOOR HVAC DEMOLITION
M-1	LEGEND, DRAWING LIST, DETAILS AND SCHEDULES
M-2	GROUND FLOOR PLUMBING AND FIRE PROTECTION
M-3	GROUND FLOOR HVAC NEW
M-4	WASH BAY LAYOUTS
M-5	SECOND FLOOR NEW

ELECTRICAL

ED-1	GROUND FLOOR - DEMOLITION
ED-2	SECOND FLOOR DEMOLITION
ES-1	ELECTRICAL: SITE PLAN
E-2	GROUND FLOOR - LIGHTING
E-3	GROUND FLOOR - POWER AND SYSTEMS
E-4	SECOND FLOOR - LIGHTING
E-5	SECOND FLOOR - POWER AND SYSTEMS
E-6	STORAGE BUILDING & WASH BAY SYSTEMS

SURGENOR TRUCK GROUP

NO.	ISSUE & REVISIONS	DATE
2	ISSUED FOR TENDER	JAN 17 2019
1	ISSUED FOR PERMIT	DEC 4 2018

SEAL

Not for construction unless SEALED and SIGNED.

PROJECT NORTH

P & R
PYE & RICHARDS ARCHITECTS INC
824 MEATH STREET OTTAWA ONTARIO K1Z 6E8
TEL: 613 724-7700 FAX: 613 724-1289
EMAIL: staff@pnrarch.com
WEBSITE: www.pyeandrichardsarchitects.com

PROJECT

SURGENOR TRUCK CENTRE EXPANSION

1571 LIVERPOOL COURT OTTAWA, ONTARIO

DRAWING

COVER SHEET

OBC MATRIX

ZONING

DO NOT SCALE. REFER ANY DIMENSIONAL ERROR AND/ OR POSSIBLE TRADE INTERFERENCE/ CONFLICT TO THE ARCHITECT FOR CLARIFICATION PRIOR TO COMMENCEMENT OF THE WORK. THE CONDITIONS OF THE CONTRACT APPLY.

PROJECT NO. 18-18

SCALE - AS NOTED

DRAWN -

CHECKED -

PLOT DATE - 18 01. 2019

DRAWING NO.

A-00

PLOTED FROM: DRACO

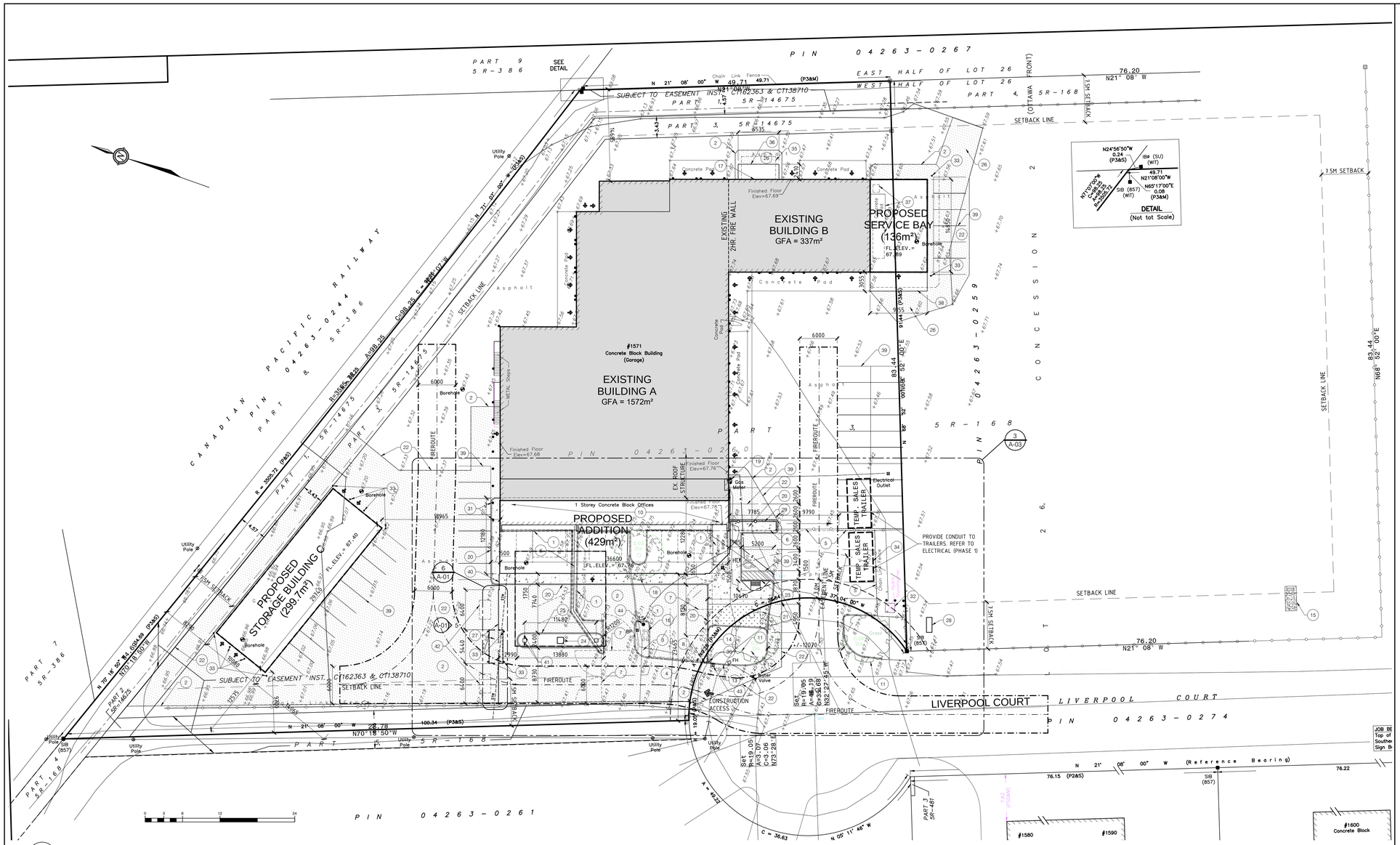

1 A-01 SITE PLAN (OVERALL)
SCALE - 1:300

SITE PLAN NOTES:

1. REMOVE EXISTING CONCRETE CURB AND WALK WAY.
2. REMOVE EXISTING ASPHALT PAVING.
3. REMOVE EXISTING SOD.
4. REMOVE EXISTING STEEL BOLLARD POST C/W CHAIN.
5. EXISTING SECTION OF FENCE TO REMAIN. PROVIDE NEW GALV. GATE POST ON 100x1.8M HT SET IN 350 DIA. CONCRETE SONOTUBE PIER.
6. REMOVE EXISTING SECTION OF FENCE.
7. REMOVE EXISTING SWINGING GATE.
8. EXISTING METAL COURRIER TO BE REMOVED AND RELOCATE
9. DEMOLISH EXISTING ONE STOREY BUILDING INCLUDING FOUNDATIONS, FOOTINGS AND FLOOR SLAB.
10. EXISTING TREE TO REMAIN.
11. EXISTING SOD TO REMAIN. PROTECT DURING REMOVALS.
12. EXISTING CURB TO REMAIN. PROTECT DURING REMOVALS.
13. REMOVE EXISTING SURGENOR SIGNAGE.
14. EXISTING VOLVO SIGNAGE TOWER TO REMAIN.
15. EXISTING MACK SIGNAGE TOWER TO BE RELOCATED TO NEW LOCATION.
16. EXTERIOR WALL INFILL COMPLETED BY OTHERS (N.I.C.)
17. REMOVE EXISTING TREE.
18. TEMPORARILY REMOVE EXISTING GAS METER. REINSTATE TO SUIT DEMOLITION
19. NEW CONCRETE CURB AND WALK WAY.
20. NEW SOD ON 125mm TOP SOIL TO TIE IN W/ EXISTING.
21. NEW HEAVY DUTY ASPHALT PAVING (SEE CIVIL) - TIE INTO EXISTING ASPHALT & MATCH DRAINAGE SLOPES
22. NEW TRANSFER AISLE W/ ACCESSIBILITY DEPRESSED CURB & SIGNAGE ON BUILDING FACAODE. SEE 3, 4/A-01
23. RELOCATE EXISTING METAL COURRIER CONTAINER.
24. NEW CONCRETE ISLAND W/ CURB.
25. REMOVE EXISTING ASPHALT AND RE-GRADE W/ HEAVY DUTY APSHALT FOR DRAINAGE SLOPE TOWARDS DITCH. REFER TO CIVIL.
26. NEW 2.4M HIGH x 6.4M WIDE VERTICAL LIFT GATE C/W OPERATOR ON CONCRETE PAD. SEE 5,6,7/A-01 (SEE ELECTRICAL)
27. RELOCATE EXISTING "MACK" SIGNAGE TOWER ON NEW CONCRETE FOUNDATION (BY OTHERS). REINSTATE W/ 150mm GRANULAR A AT EXISTING GRADE.
28. NEW 1.5M HT DECORATIVE IRON FENCING.
29. NEW CURVED CONCRETE CURB TO TIE IN W/ EXISTING.
30. REMOVE EXISTING BOLLARDS.
31. EXISTING ELECTRICAL TRANSFORMER BOX TO REMAIN.
32. NEW BOLLARD. SEE DETAIL 2/A-01
33. SALES TRAILER PROVIDED BY OWNER.
34. EXISTING SHIPPING CONTAINER AND SUPPORTING STRUCTURE BELOW TO BE REMOVED BY OWNER. REMOVE EXISTING FLASHING FASTENED TO EXTERIOR WALL ABOVE SHIPPING CONTAINER. PATCH & REPAIR EXTERIOR WALL SURFACES AFFECTED BY REMOVALS.
35. PROVIDE NEW 150mm CONCRETE SLAB ON 200mm GRANULAR A ON 300mm GRANULAR B FOR USED OIL TANK (RELOCATED BY OTHERS). APPROX. SLAB SIZE: 1.5M x 3.0M. REINSTATE ASPHALT AROUND PERIMETER OF NEW SLAB.
36. EXISTING USED OIL TANK, PIPING & CAGES REMOVED BY OWNER. REMOVE EXISTING CONCRETE PAD.
37. NEW CONCRETE APRON SLAB (TO MATCH EXISTING) 150mm CONCRETE ON 200mm GRANULAR A ON 450mm GRANULAR B
38. NEW PAINTED PARKING STALL LINES.
39. NEW 2.2M HT CHAIN LINK FENCE C/W FENCE POST.
40. KEY SWITCH W/ TRUCK BOLLARD (SEE ELECTRICAL)
41. FREE EXIT LOOP (SIZE: 1830x3048mm) LOCATE MIN. 1.2M FROM GATE
42. REMOVE EXISTING CATCH BASIN. SEE CIVIL
43. REMOVE EXISTING LIGHT STANDARD. REFER TO ELECTRICAL.
44.

GENERAL SITE NOTES:

1. NO CONTRACTOR PARKING SPACES ARE AVAILABLE ON THE PROPERTY (EXCEPT WITHIN CONSTRUCTION HOARDING)
2. MAINTAIN WATER, STORE AND SANITARY SERVICES TO EXISTING OCCUPIED PARTS OF THE BUILDING AT ALL TIMES. MAKE PROVISIONS FOR TEMPORARY HOOK UPS AS REQUIRED.
3. ASPHALT PAVING OF PHASE 1 TO BE PERFORMED BY END OF AUGUST. ASPHALT PAVING OF PHASE 4 TO BE PERFORMED BY END OF OCTOBER.
4. REFER TO DRAWING A-03 FOR PHASING OF THE WORK.

SITE LEGEND:

- FH — FIRE HYDRANT
- DC — DEPRESSED CURB
- CONCRETE CURB
- NEW HEAVY DUTY ASPHALT (SEE CIVIL) 45mm SUPERPAVE 12.5, 45mm SUPERPAVE 9, 150mm GRANULAR A, 450mm GRANULAR B
- CB — CATCH BASIN
- MH — MAN HOLE
- BH — BORE HOLE
- LS — LIGHT STANDARD
- W.L. — WALL MOUNT LIGHT FIXTURE
- WL — WALL MOUNTED LIGHT
- PP — POWER POLE
- GP — GUARD POST
- SN — SIGN
- 80.00 — EXISTING GRADE
- G — GAS METER
- HC — HANDICAPPED PARKING SIGN
- FR — FIRE ROUTE SIGN
- EXISTING CHAIN LINK FENCE
- NEW SOD ON 125mm TOPSOIL
- NEW CONCRETE WALK (125mm CONCRETE ON 200mm GRANULAR A)

GENERAL DEMOLITION NOTES:

1. PAINT ALL EXISTING AREAS OF REMOVALS/ REPAIRS TO MATCH EXISTING (COLOURS/ SHEEN/ WALL TEXTURES.
2. REMOVE ALL EXISTING FURNITURE FROM ALL AREAS OF WORK.
3. PATCH & REPAIR ALL SURFACES DAMAGED BY REMOVALS TO MAKE GOOD & MATCH EXISTING.

SURGENOR TRUCK GROUP

NO.	ISSUE & REVISIONS	DATE
3	ISSUED FOR TENDER	JAN 17 2019
2	ISSUED FOR PERMIT	DEC 4 2018
1	ISSUED FOR REVIEW	JULY 6 2018

SEAL

Not for construction unless SEALED and SIGNED.

PROJECT NORTH

TRUE NORTH

P&R
PYE & RICHARDS ARCHITECTS INC
824 MEATH STREET OTTAWA ONTARIO K1Z 6E8
TEL: 613 724-7700 FAX: 613 724-1289
EMAIL: staff@prarch.com
WEBSITE: www.pyeandrichardsarchitects.com

PROJECT
SURGENOR TRUCK CENTRE EXPANSION
1571 LIVERPOOL COURT OTTAWA, ONTARIO

DRAWING
OVERALL SITE PLAN
SITE DETAILS

DO NOT SCALE. REFER ANY DIMENSIONAL ERROR AND/ OR POSSIBLE TRADE INTERFERENCE/ CONFLICT TO THE ARCHITECT FOR CLARIFICATION PRIOR TO COMMENCEMENT OF THE WORK. THE CONDITIONS OF THE CONTRACT APPLY.

PROJECT NO. 18-18	DRAWING NO. A-01
SCALE - AS NOTED	
DRAWN -	
CHECKED -	
PLOT DATE - 18 01. 2019	PLOTED FROM: DRACO

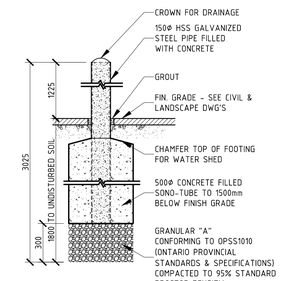

2 A-01 SITE PLAN (OVERALL)
SCALE - 1:300

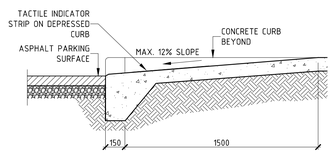

4 A-01 DEPRESSED CURB SECTION
SCALE - 1:20

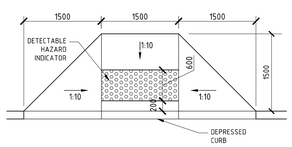

3 A-01 DEPRESSED CURB DETAIL
SCALE - 1:50

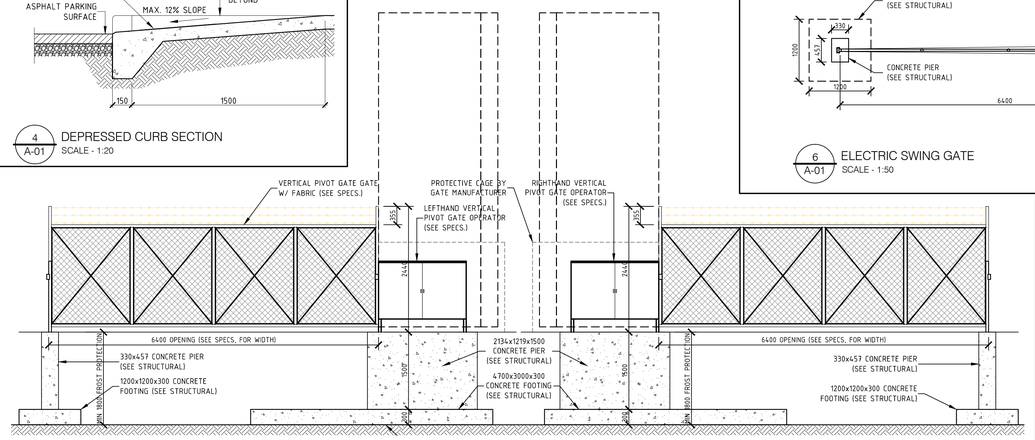

5 A-01 ELECTRIC SWING GATE
SCALE - 1:50

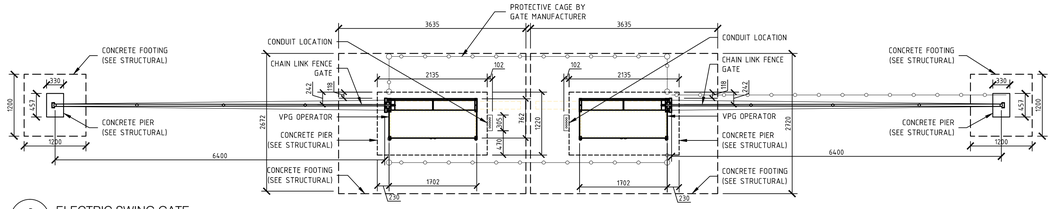

6 A-01 ELECTRIC SWING GATE
SCALE - 1:50

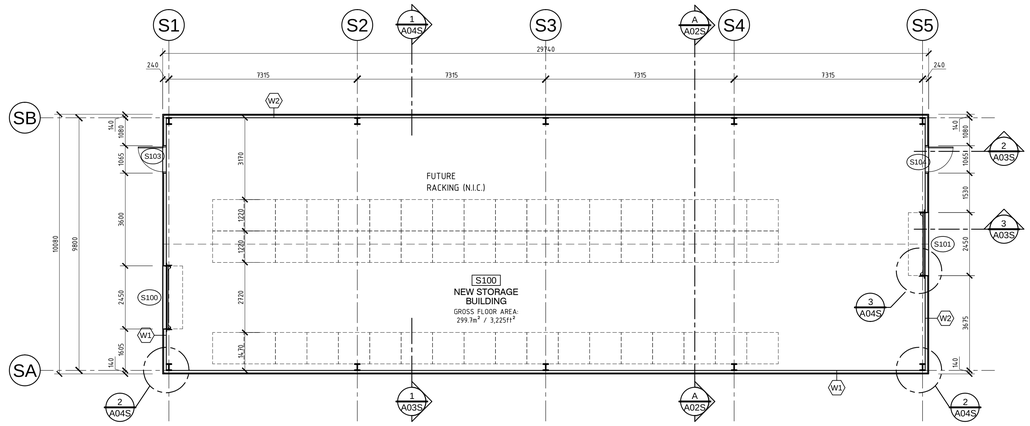

1 / A02S NEW STORAGE BUILDING - GROUND FLOOR PLAN
SCALE 1:100

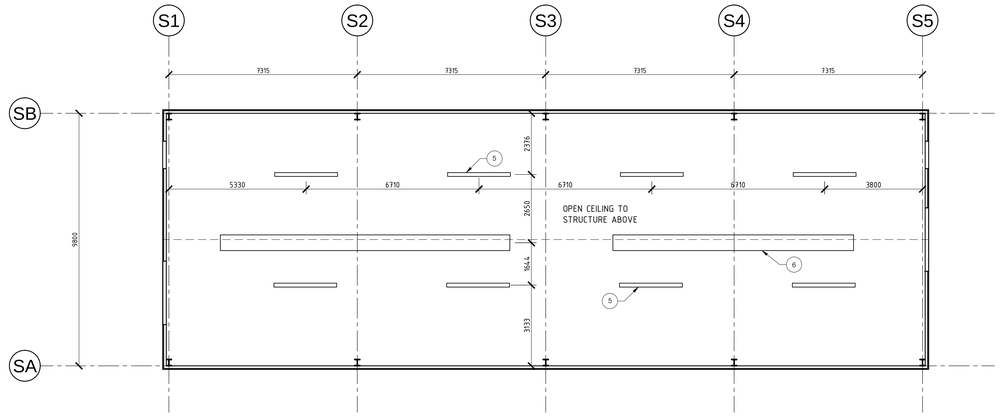

2 / A02S NEW STORAGE BUILDING - GROUND FLOOR PLAN REFLECTED CEILING PLAN
SCALE 1:100

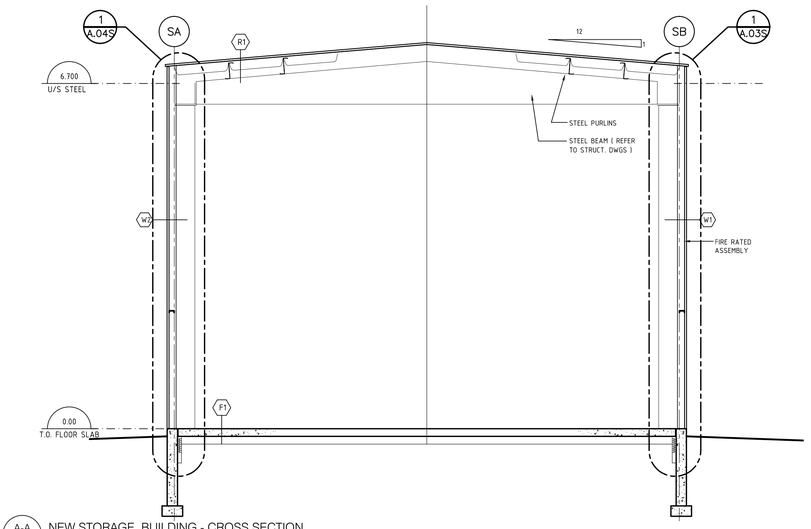

A-A / A02S NEW STORAGE BUILDING - CROSS SECTION
SCALE 1:50

REFLECTED CEILING PLAN NOTES:

5. NEW LIGHTS MOUNTED TO STRUCTURE ABOVE. REFER TO ELECTRICAL
6. NEW HEAT RADIATORS MOUNTED TO STRUCTURE ABOVE. REFER TO ELECTRICAL/ MECHANICAL

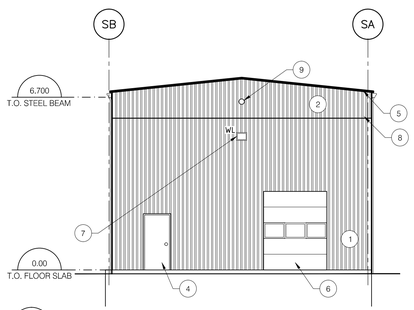

3 / A02S NEW STORAGE BUILDING - WEST ELEVATION
SCALE 1:100

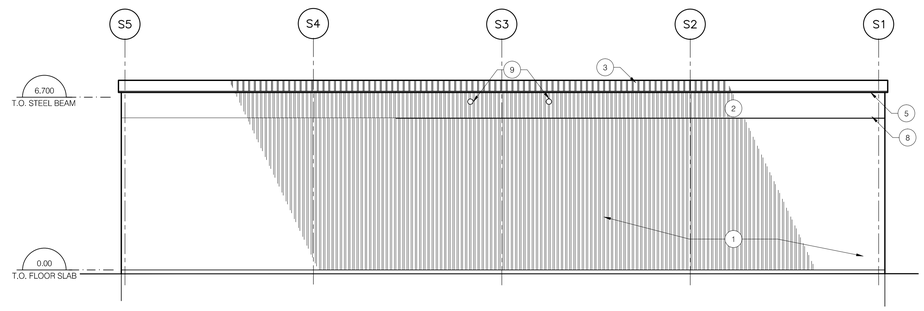

4 / A02S NEW STORAGE BUILDING - SOUTH ELEVATION
SCALE 1:100

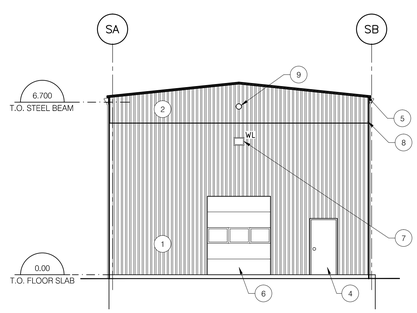

5 / A02S NEW STORAGE BUILDING - EAST ELEVATION
SCALE 1:100

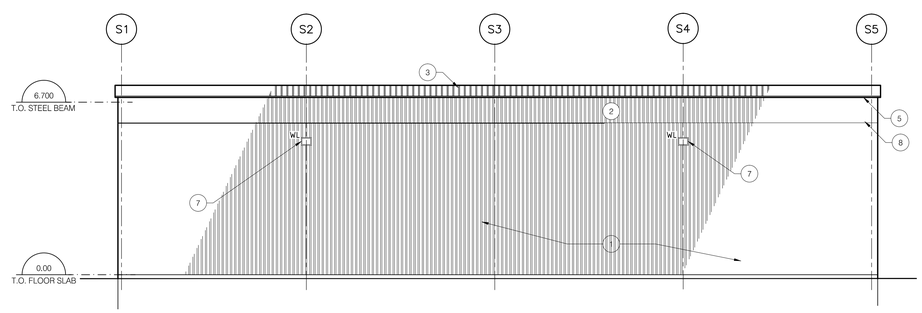

6 / A02S NEW STORAGE BUILDING - NORTH ELEVATION
SCALE 1:100

ELEVATIONS NOTES, STORAGE BUILDING:

1. PREFINISHED METAL SIDING PANEL - COLOUR : NETWORK GRAY
2. PREFINISHED METAL SIDING PANEL - COLOUR : WEB GRAY
3. METAL ROOF PANEL
4. METAL DOOR & FRAME - COLOUR : NETWORK GRAY
5. PREFINISHED METAL FLASHING
6. STEEL OVERHEAD DOOR - COLOUR : NETWORK GRAY
7. WALL MOUNT LIGHT FIXTURE
8. METAL REVEAL
9. FLUE GAS PENETRATIONS - REFER TO MECHANICAL

SURGENOR TRUCK GROUP

LEGEND:

- WALL PARTITION
- DOOR SYMBOL
- REMOVALS
- FULL HEIGHT CERAMIC TILE
- X / X X — ROOM NUMBER & ROOM NAME
- X — PARTITION TYPE
- D X — DOOR NUMBER
- X — WINDOW TYPE
- W X — EXTERIOR WALL TYPE
- X — DRAWING NOTE
- FE — FIRE EXTINGUISHER
- A — AUTO DOOR OPERATOR
- FF — FORCE FLOW HEATER (SEE ELECTRICAL)
- EP — ELECTRICAL PANEL (SEE ELECTRICAL)
- TR — ELECTRICAL TRANSFORMER BOX (SEE ELECTRICAL)
- HB — SIAMESE CONNECTION (SEE MECHANICAL)
- G — EXISTING GAS METER (SEE MECHANICAL)
- W — EXISTING WATER METER (SEE MECHANICAL)

ASSEMBLY SCHEDULE :

FLOOR ASSEMBLY:

F1 — 150 MM CONCRETE SLAB ON GRADE
6mil POLY VAPOUR BARRIER
200 MM GRANULAR A
GRANULAR B

ROOF ASSEMBLY:

R1 — DISTRIBUTION CENTRE
METAL STANDING SEAM ROOF
300 MM STEEL ROOF PURLINS
R20 BATT INSULATION
VINYL INNER LINER

EXTERIOR WALL ASSEMBLIES:

W1 — ONE HOUR FIRE RATED WALL ASSEMBLY
(ULC DESIGN NO. 605)
26ga. VERTICAL METAL PANEL
200 mm HORIZONTAL GALVANIZED GIRTS
@ 1220 mm C/C
R20 BATT INSULATION
24ga. METAL LINER PANEL

W2 — VERTICAL METAL PANEL
200 mm HORIZONTAL GALVANIZED GIRTS
@ 1220 mm C/C
R20 MINERAL FIBRE INSULATION
24ga. METAL LINER PANEL

GENERAL DEMOLITION NOTES:

1. PAINT ALL EXISTING AREAS OF REMOVALS/ REPAIRS TO MATCH EXISTING COLOURS/ SHEEM/ WALL TEXTURES.
2. REMOVE ALL EXISTING FURNITURE FROM ALL AREAS OF WORK.
3. PATCH & REPAIR ALL SURFACES DAMAGED BY REMOVALS TO MAKE GOOD & MATCH EXISTING.

NO.	ISSUE & REVISIONS	DATE
3	ISSUED FOR TENDER	JAN 17 2019
2	ISSUED FOR PERMIT	DEC 4 2018
1	ISSUED FOR REVIEW	JULY 6 2018

SEAL

Not for construction unless SEALED and SIGNED.

PROJECT NORTH

P&R
PYE & RICHARDS ARCHITECTS INC
824 MEATH STREET OTTAWA ONTARIO K1Z 6B8
TEL: 613 724-7700 FAX: 613 724-1889
EMAIL: staff@pnrarch.com
WEBSITE: www.pyeandrichardsarchitects.com

PROJECT
SURGENOR TRUCK CENTRE EXPANSION
1571 LIVERPOOL COURT OTTAWA, ONTARIO

DRAWING
NEW STORAGE BUILDING PLAN
CEILING PLAN, ELEVATIONS
BUILDING SECTION

DO NOT SCALE. REFER ANY DIMENSIONAL ERROR AND/ OR POSSIBLE TRADE INTERFERENCE/ CONFLICT TO THE ARCHITECT FOR CLARIFICATION PRIOR TO COMMENCEMENT OF THE WORK. THE CONDITIONS OF THE CONTRACT APPLY.

PROJECT NO.	18-18
SCALE -	AS NOTED
DRAWN -	RJM
CHECKED -	DM
PLOT DATE -	18 01. 2019
DRAWING NO.	A02S
PLOTED FROM:	DRACO

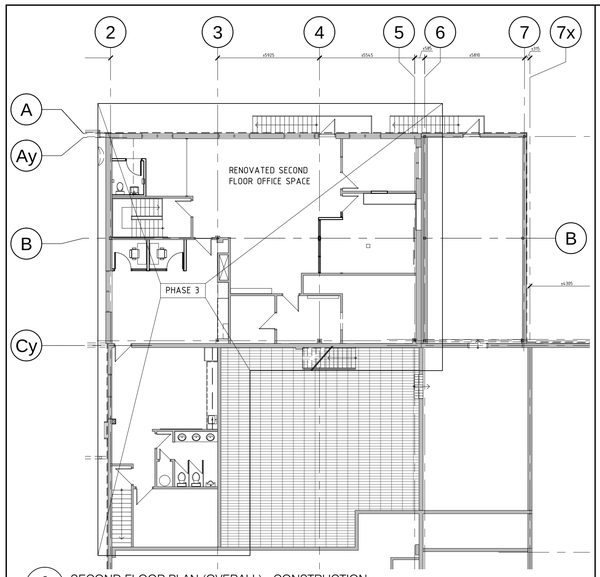

2 / A-03 SECOND FLOOR PLAN (OVERALL) - CONSTRUCTION
SCALE 1:150

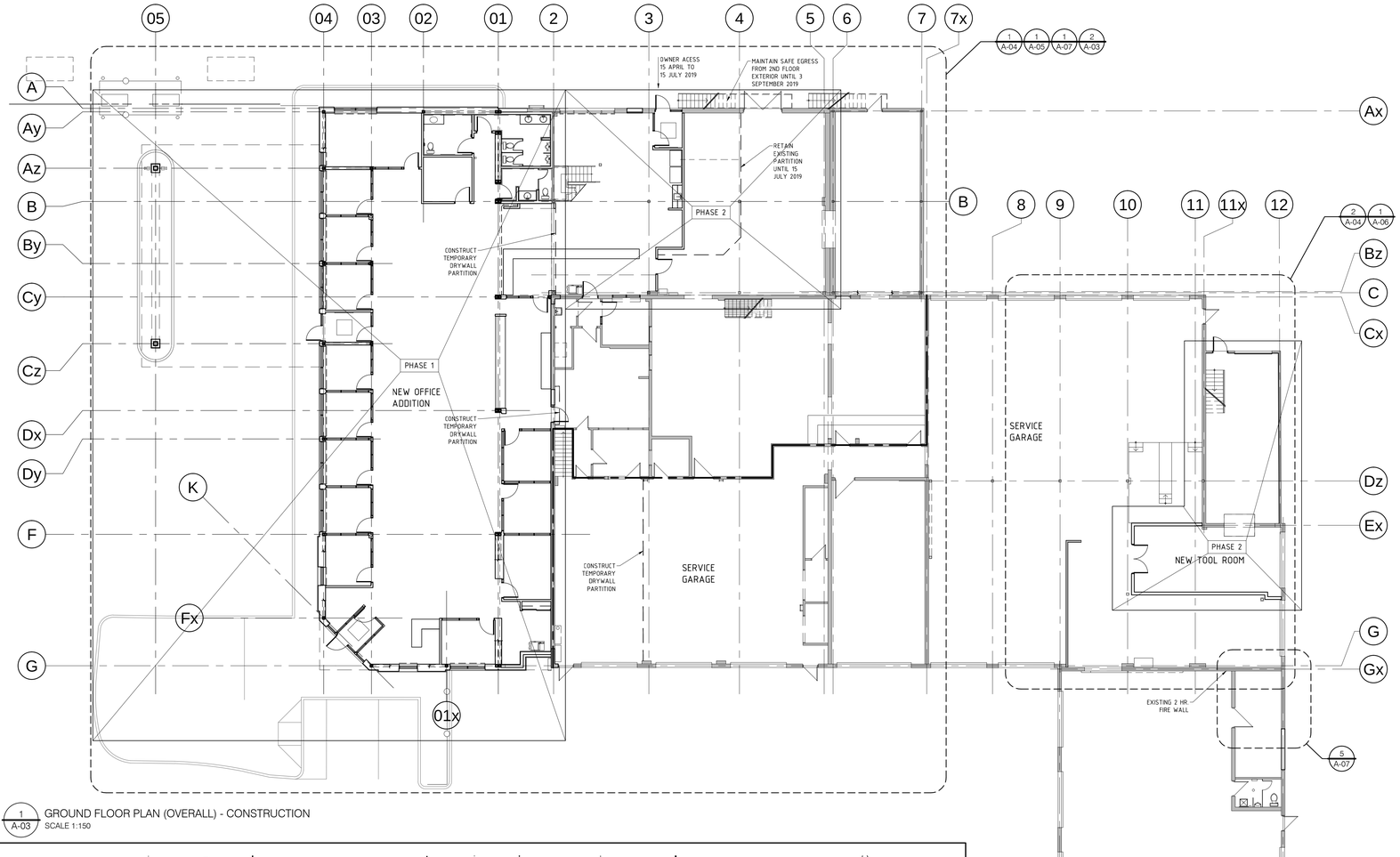

1 / A-03 GROUND FLOOR PLAN (OVERALL) - CONSTRUCTION
SCALE 1:150

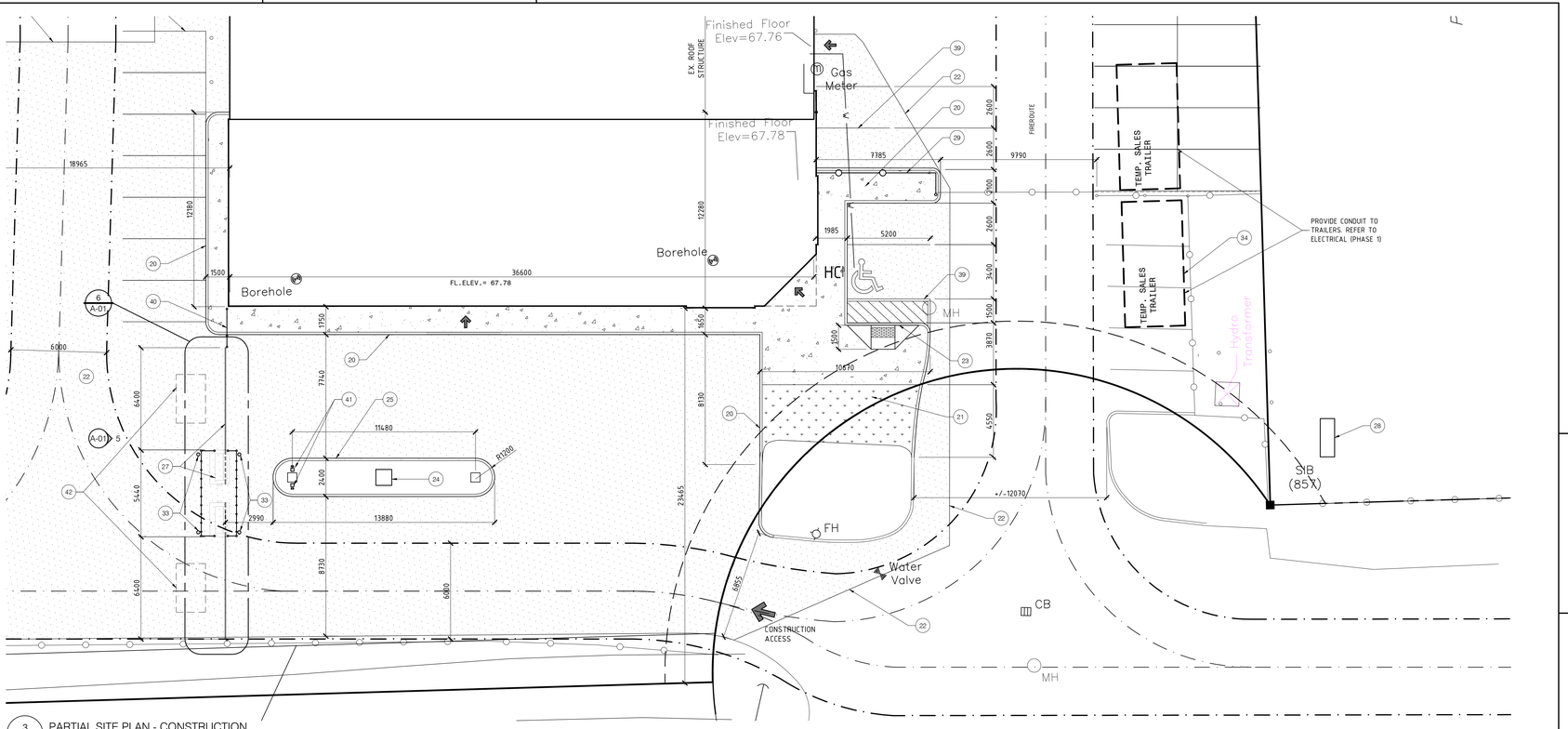

3 / A-03 PARTIAL SITE PLAN - CONSTRUCTION
SCALE 1:150

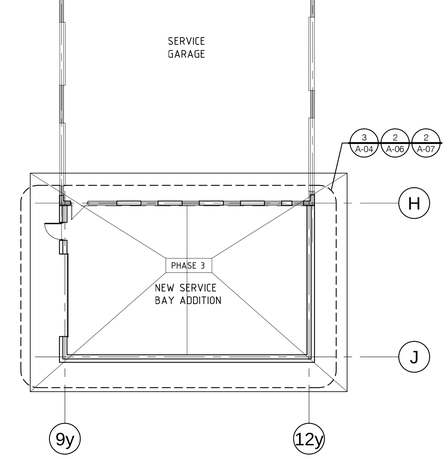

PHASING NOTES:

PHASE 1 (START: 15 APRIL 2019)

1. CONSTRUCT SITE HOARDING
2. COMMENCE DEMOLITION OF EXISTING 1 STOREY ADDITION (EXCLUDING SERVICE BAY)
3. DISCONNECT EXISTING RWL & ROOF DRAINS FROM 2ND FLOOR & TEMPORARILY PIPE TO DITCH.
4. COMMENCE SITE WORK
5. TEMPORARILY RECONNECT EXISTING SANITARY SERVICE WITHIN ADDITION EXCAVATION TO ALLOW CONTINUED USE BY OCCUPANTS
6. CONSTRUCT ADDITION & STORAGE BUILDING

PHASE 2 (START: 15 JULY 2019)

1. START TOOL ROOM RENOVATION
2. START GROUND FLOOR RENOVATIONS INCLUDING SHIPPING/RECEIVING, CUSTOMER WAITING RENOVATION.
3. CONTINUE WITH ADDITION & TIE INS TO EXISTING
4. OBTAIN PARTIAL OCCUPANCY FOR 1 STOREY ADDITION, STORAGE BUILDING & GROUND FLOOR RENOVATION BY 1 SEPTEMBER 2019.

PHASE 3 (START: 3 SEPTEMBER 2019)

1. START 2ND FLOOR OFFICE RENOVATIONS
2. COMPLETE SITE WORK FOR STORAGE BUILDING & ADDITION
3. OBTAIN 2ND PARTIAL OCCUPANCY PERMIT FOR ADDITION BY 1 OCTOBER 2019.
4. START & COMPLETE SERVICE BAY ADDITION
5. COMPLETE SITE WORK
6. OBTAIN FINAL OCCUPANCY PERMIT BY 15 NOVEMBER 2019

GENERAL DEMOLITION NOTES:

1. PAINT ALL EXISTING AREAS OF REMOVALS/ REPAIRS TO MATCH EXISTING COLOURS/ SHEEN/ WALL TEXTURES.
2. REMOVE ALL EXISTING FURNITURE FROM ALL AREAS OF WORK.
3. PATCH & REPAIR ALL SURFACES DAMAGED BY REMOVALS TO MAKE GOOD & MATCH EXISTING.

FIRE RATING LEGEND:

1 HOUR FIRE SEPARATION

2 HOUR FIRE SEPARATION

SITE PLAN NOTES:

1. REMOVE EXISTING CONCRETE CURB AND WALK WAY.
2. REMOVE EXISTING ASPHALT PAVING.
3. REMOVE EXISTING SOD.
4. REMOVE EXISTING STEEL BOLLARD POST C/W CHAIN.
5. EXISTING SECTION OF FENCE TO REMAIN. PROVIDE NEW GALV. GATE POST ON 100x1.8M HT SET IN 350 DIA. CONCRETE SONOTUBE PIER.
6. REMOVE EXISTING SECTION OF FENCE.
7. REMOVE EXISTING SWINGING GATE.
8. EXISTING METAL COURRIER TO BE REMOVED AND RELOCATE
10. DEMOLISH EXISTING ONE STOREY BUILDING INCLUDING FOUNDATIONS, FOOTINGS AND FLOOR SLAB.
11. EXISTING TREE TO REMAIN.
12. EXISTING SOD TO REMAIN. PROTECT DURING REMOVALS.
13. EXISTING CURB TO REMAIN. PROTECT DURING REMOVALS.
14. REMOVE EXISTING SURGENOR SIGNAGE.
15. EXISTING VOLVO SIGNAGE TOWER TO REMAIN.
16. EXISTING MACK SIGNAGE TOWER TO BE RELOCATED TO NEW LOCATION.
17. EXTERIOR WALL INFILL COMPLETED BY OTHERS (N.I.C.)
18. REMOVE EXISTING TREE.
19. TEMPORARILY REMOVE EXISTING GAS METER. REINSTATE TO SUIT DEMOLITION
20. NEW CONCRETE CURB AND WALK WAY.
21. NEW SOD ON 125mm TOP SOIL TO TIE IN W/ EXISTING.
22. NEW HEAVY DUTY ASPHALT PAVING (SEE CIVIL) - TIE INTO EXISTING ASPHALT & MATCH DRAINAGE SLOPES
23. NEW TRANSFER AISLE W/ ACCESSIBILITY DEPRESSED CURB & SIGNAGE ON BUILDING FACADE. SEE 3, 4/A-01
24. RELOCATE EXISTING METAL COURRIER CONTAINER.
25. NEW CONCRETE ISLAND W/ CURB.
26. REMOVE EXISTING ASPHALT AND RE-GRADE W/ HEAVY DUTY APSHALT FOR DRAINAGE SLOPE TOWARDS DITCH. REFER TO CIVIL.
27. NEW 2.4M HIGH x 6.4M WIDE VERTICAL LIFT GATE C/W OPERATOR ON CONCRETE PAD. SEE 5,6,7/A-01 (SEE ELECTRICAL)
28. RELOCATE EXISTING "MACK" SIGNAGE TOWER ON NEW CONCRETE FOUNDATION (BY OTHERS). REINSTATE W/ 150mm GRANULAR A AT EXISTING GRADE.
29. NEW 1.5M HT DECORATIVE IRON FENCING.
30. NEW CURVED CONCRETE CURB TO TIE IN W/ EXISTING.
31. REMOVE EXISTING BOLLARDS.
32. EXISTING ELECTRICAL TRANSFORMER BOX TO REMAIN.
33. NEW BOLLARD. SEE DETAIL 2/A-01
34. SALES TRAILER PROVIDED BY OWNER.
35. EXISTING SHIPPING CONTAINER AND SUPPORTING STRUCTURE BELOW TO BE REMOVED BY OWNER. REMOVE EXISTING FLASHING FASTENED TO EXTERIOR WALL ABOVE SHIPPING CONTAINER. PATCH & REPAIR EXTERIOR WALL SURFACES AFFECTED BY REMOVALS.
36. PROVIDE NEW 150mm CONCRETE SLAB ON 200mm GRANULAR A ON 300mm GRANULAR B FOR USED OIL TANK (RELOCATED BY OTHERS). APPROX. SLAB SIZE: 1.5M x 3.0M. REINSTATE ASPHALT AROUND PERIMETER OF NEW SLAB.
37. EXISTING USED OIL TANK, PIPING & CAGES REMOVED BY OWNER. REMOVE EXISTING CONCRETE PAD.
38. NEW CONCRETE APRON SLAB (TO MATCH EXISTING) 150mm CONCRETE ON 200mm GRANULAR A ON 450mm GRANULAR B
39. NEW PAINTED PARKING STALL LINES.
40. NEW 2.2M HT CHAIN LINK FENCE C/W FENCE POST.
41. KEY SWITCH W/ TRUCK BOLLARD (SEE ELECTRICAL)
42. FREE EXIT LOOP (SIZE: 1830x3048mm) LOCATE MIN. 1.2M FROM GATE
43. REMOVE EXISTING CATCH BASIN. SEE CIVIL
44. REMOVE EXISTING LIGHT STANDARD. REFER TO ELECTRICAL.

SITE LEGEND:

- FH — FIRE HYDRANT
- DC — DEPRESSED CURB
- CONCRETE CURB
- NEW HEAVY DUTY ASPHALT (SEE CIVIL) 45mm SUPERPAVE 12.5, 45mm SUPERPAVE 9, 150mm GRANULAR A, 450mm GRANULAR B
- CB — CATCH BASIN
- MH — MAN HOLE
- BH — BORE HOLE
- LS — LIGHT STANDARD
- W.L. — WALL MOUNT LIGHT FIXTURE
- WL — WALL MOUNTED LIGHT
- PP — POWER POLE
- GP — GUARD POST
- SN — SIGN
- 95.25 — EXISTING GRADE
- GM — GAS METER
- HC — HANDICAPPED PARKING SIGN
- FR — FIRE ROUTE SIGN
- EXISTING CHAIN LINK FENCE
- NEW SOD ON 125mm TOPSOIL
- NEW CONCRETE WALK (125mm CONCRETE ON 200mm GRANULAR A)

SURGENOR TRUCK GROUP

NO.	ISSUE & REVISIONS	DATE
3	ISSUED FOR TENDER	JAN 17 2019
2	ISSUED FOR PERMIT	DEC 4 2018
1	ISSUED FOR REVIEW	JULY 6 2018

SEAL

Not for construction unless SEALED and SIGNED.

PROJECT NORTH

P&R
PYE & RICHARDS ARCHITECTS INC
824 MEATH STREET OTTAWA ONTARIO K1Z 6B8
TEL: 613 724-7700 FAX: 613 724-1289
EMAIL: staff@pnrarch.com
WEBSITE: www.pyeandrichardsarchitects.com

PROJECT

SURGENOR TRUCK CENTRE EXPANSION

1571 LIVERPOOL COURT OTTAWA, ONTARIO

DRAWING

OVERALL GROUND FLOOR PLAN

OVERALL SECOND FLOOR PLAN

PARTIAL SITE PLAN

DO NOT SCALE. REFER ANY DIMENSIONAL ERROR AND/ OR POSSIBLE TRADE INTERFERENCE/ CONFLICT TO THE ARCHITECT FOR CLARIFICATION PRIOR TO COMMENCEMENT OF THE WORK. THE CONDITIONS OF THE CONTRACT APPLY.

PROJECT NO. 18-18

SCALE - AS NOTED

DRAWN -

CHECKED -

PLOT DATE - 18 01. 2019

PLOTED FROM: DRACO

DRAWING NO. **A-03**

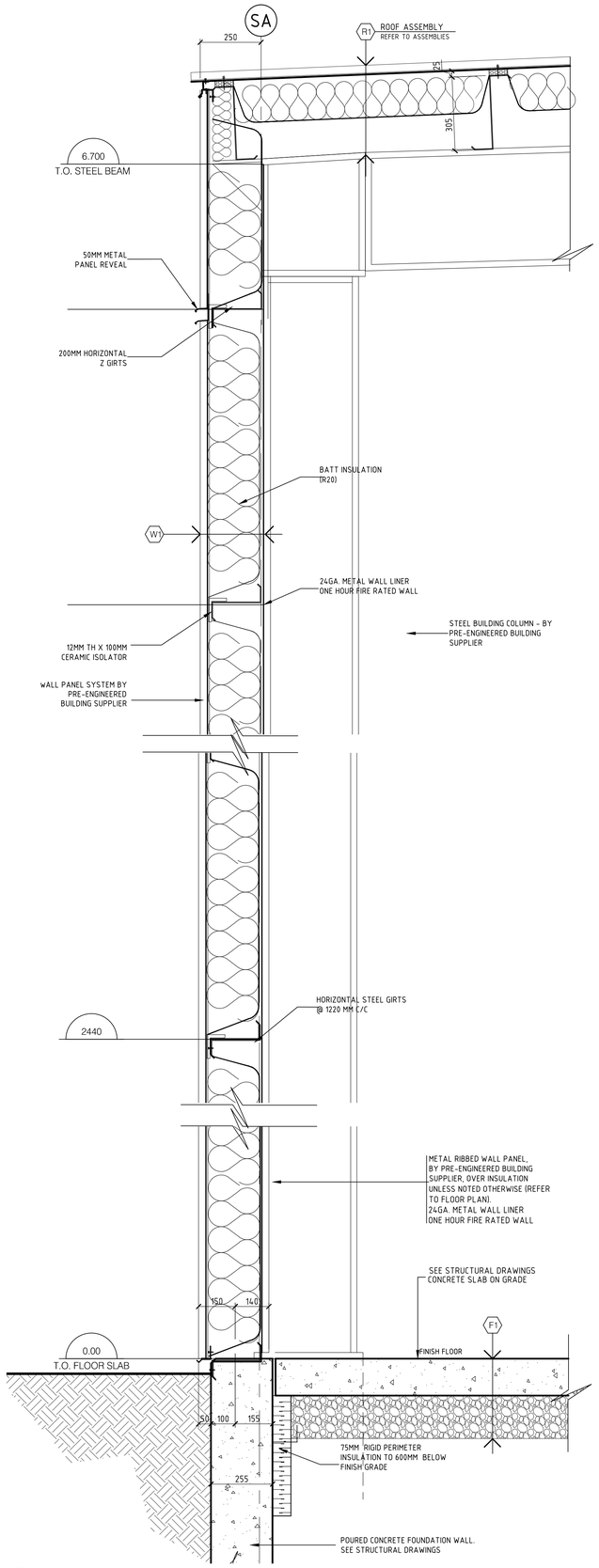

1 A-03S TYPICAL ONE HOUR RATED EXTERIOR WALL SECTION
SCALE 1:10

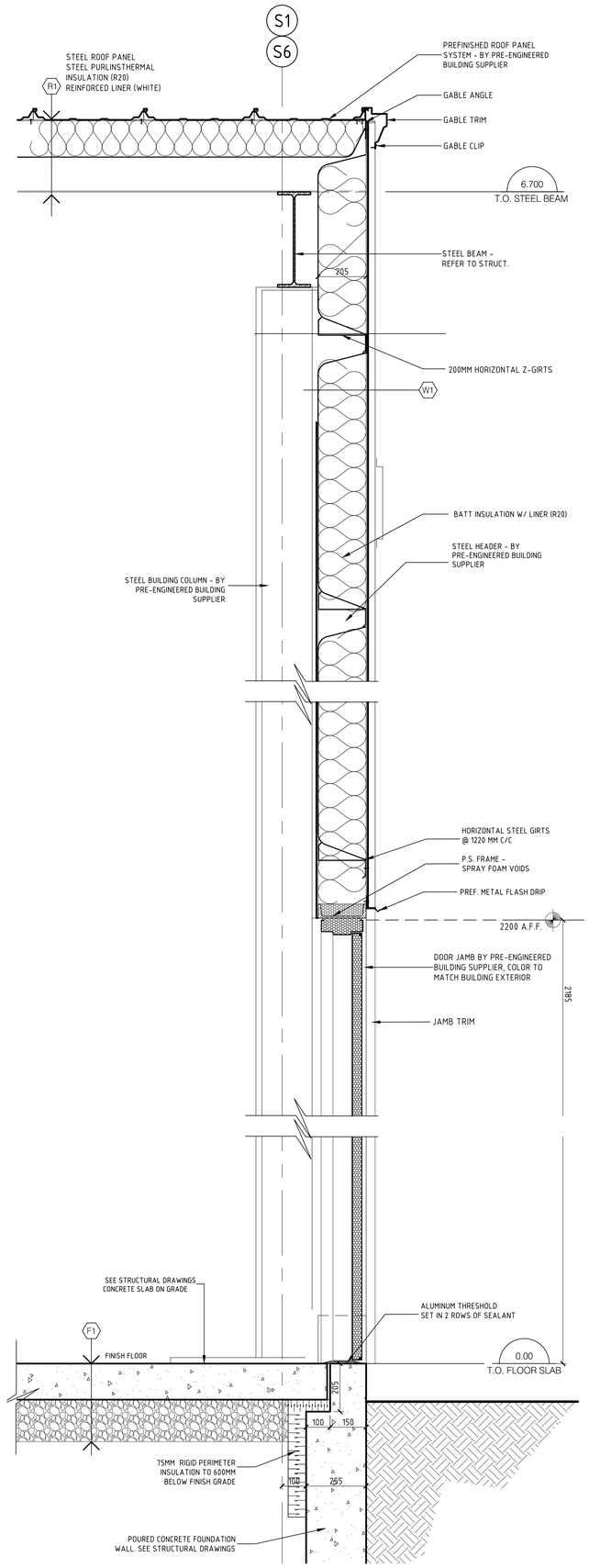

2 A-03S EXTERIOR WALL SECTION @ EXTERIOR DOOR / RATED DOOR
SCALE 1:10

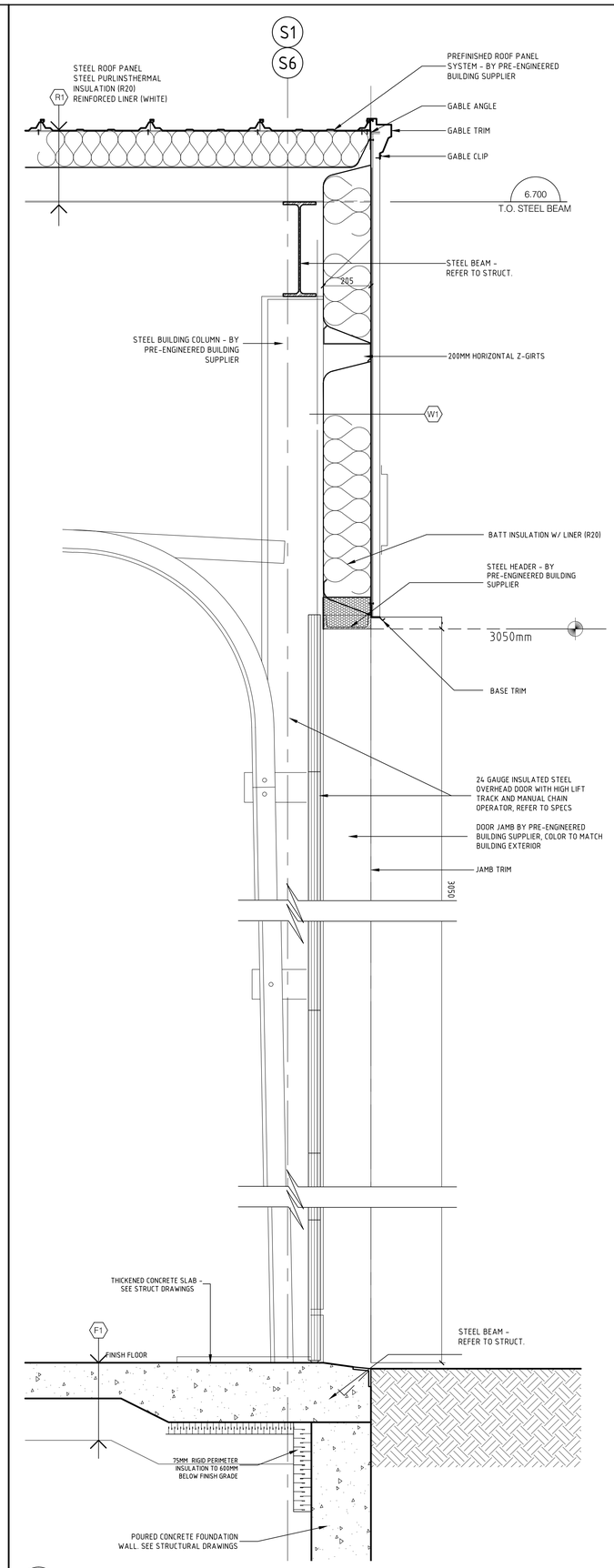

3 A-03S EXTERIOR WALL SECTION @ OVERHEAD DOOR
SCALE 1:10

SURGENOR TRUCK GROUP

GENERAL DEMOLITION NOTES:

1. PAINT ALL EXISTING AREAS OF REMOVALS/ REPAIRS TO MATCH EXISTING COLOURS/ SHEEM/ WALL TEXTURES.
2. REMOVE ALL EXISTING FURNITURE FROM ALL AREAS OF WORK.
3. PATCH & REPAIR ALL SURFACES DAMAGED BY REMOVALS TO MAKE GOOD & MATCH EXISTING.

NO.	ISSUE & REVISIONS	DATE
3	ISSUED FOR TENDER	JAN 17 2019
2	ISSUED FOR PERMIT	DEC 4 2018
1	ISSUED FOR REVIEW	JULY 6 2018

SEAL

Not for construction unless SEALED and SIGNED.

PROJECT NORTH

P&R
PYE & RICHARDS ARCHITECTS INC
824 MEATH STREET OTTAWA ONTARIO K1Z 6B8
TEL: 613 724-7700 FAX: 613 724-1289
EMAIL: staff@pnrarch.com
WEBSITE: www.pyeandrichardsarchitects.com

PROJECT
SURGENOR TRUCK CENTRE EXPANSION
1571 LIVERPOOL COURT OTTAWA, ONTARIO

DRAWING
NEW STORAGE BUILDING
WALL SECTIONS

DO NOT SCALE. REFER ANY DIMENSIONAL ERROR AND/ OR POSSIBLE TRADE INTERFERENCE/ CONFLICT TO THE ARCHITECT FOR CLARIFICATION PRIOR TO COMMENCEMENT OF THE WORK. THE CONDITIONS OF THE CONTRACT APPLY.

PROJECT NO. 18-18	DRAWING NO.
SCALE - AS NOTED	A-03S
DRAWN - RJM	
CHECKED - DM	
PLOT DATE - 18 01. 2019	PLOTED FROM: DRACO

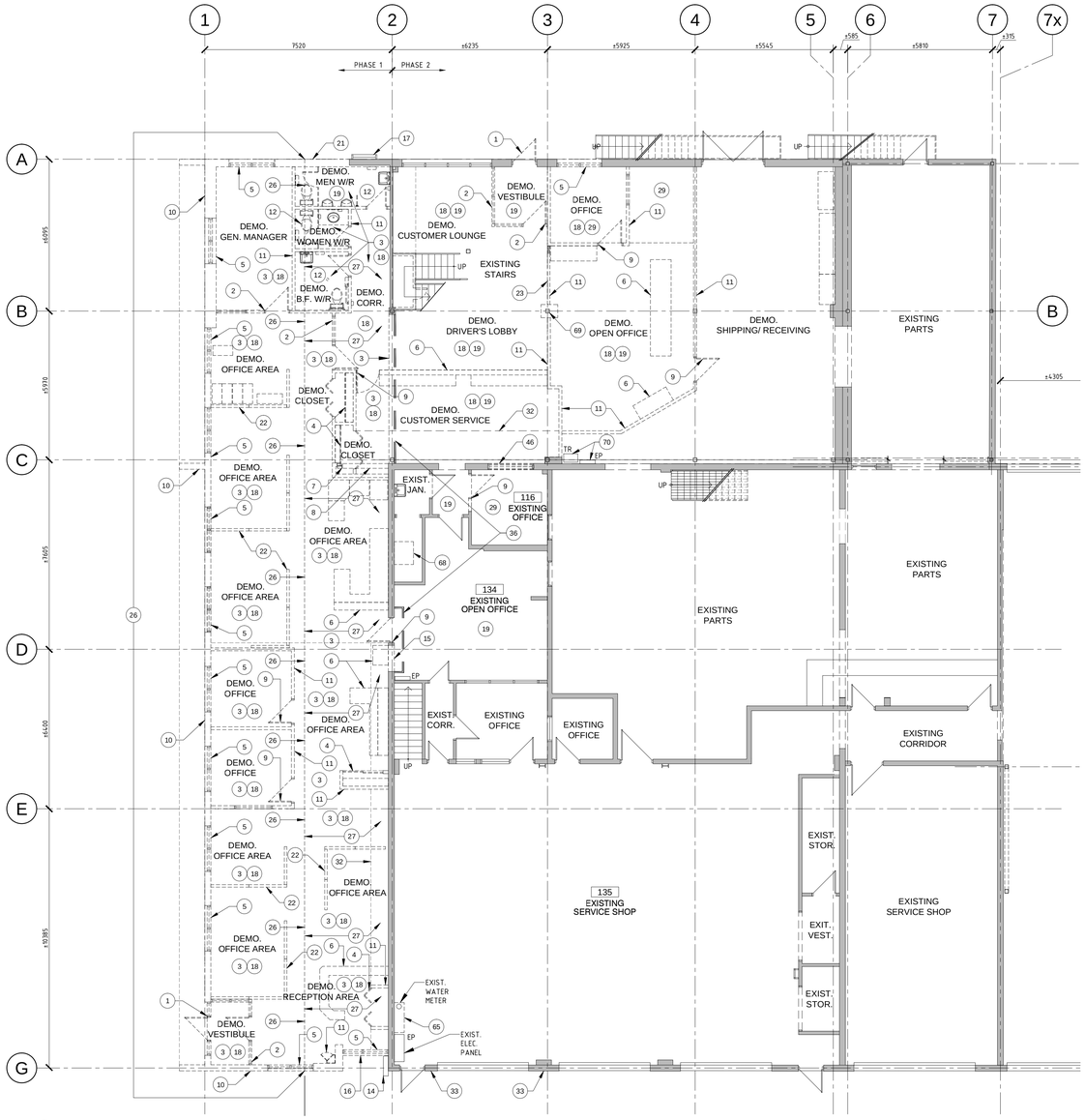

1 / A-04 PARTIAL GROUND FLOOR PLAN (OFFICES) - DEMOLITION
SCALE 1:100

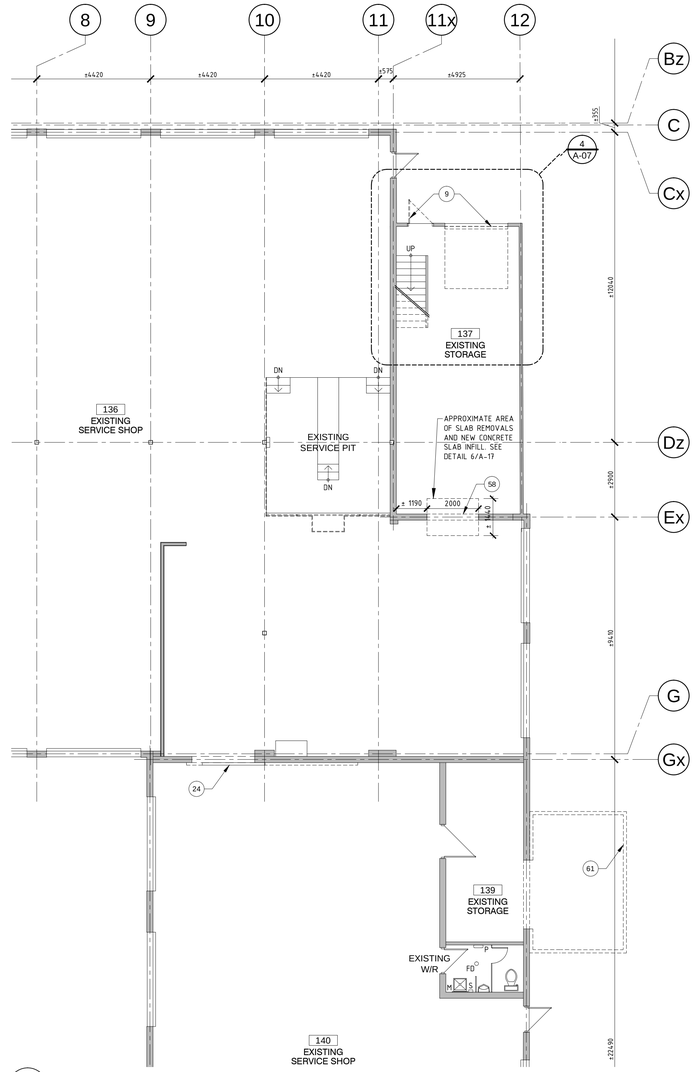

2 / A-04 PARTIAL GROUND FLOOR PLAN (SHOP AREA) - DEMOLITION
SCALE 1:100

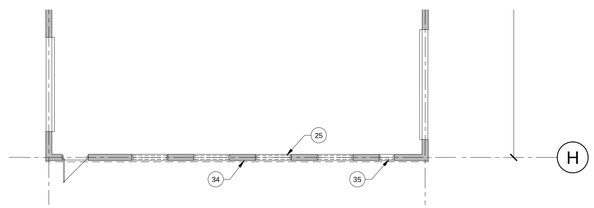

3 / A-04 PARTIAL GROUND FLOOR PLAN (SHOP AREA) - DEMOLITION
SCALE 1:100

82 INSTALL NEW STEEL BOLLARD W/ PLATE ANCHORED INTO EXISTING CONCRETE SLAB TO PROTECT PARTITION CORNER.

83 INFILL W/ NEW 150mm CONCRETE DOWELED INTO EXISTING. SEE SECTION 6/A-17

84 TOOTH IN CONCRETE BLOCKS FOR NEW OPENING.

85 INSTALL NEW OVERHEAD DOOR C/W TRACK SYSTEM & OPERATOR. SEE ELECTRICAL

86 NEW INSULATED HOLLOW METAL DOOR W/ INSULATED PRESSED STEEL FRAME. SEE DOOR SCHEDULE

87 SEE STRUCTURAL FOR GROUTING EXISTING BLOCK & CONNECTION TO NEW STEEL COLUMN.

88 BELOW GRADE FOUNDATION WALL. REFER TO STRUCTURAL

71 NEW PORCELAIN TILE FLOOR & BASE (SEE ROOM FINISH SCHEDULE)

72 INSTALL NEW FIRE RATED SLIDING FIRE SHUTTER ON EXISTING BLOCK WALL.

73 NEW CONCRETE FLOOR ASSEMBLY. SEE FLOOR ASSEMBLIES & WALL SECTIONS

74 ENCLOSE EXISTING COLUMN IN GYPSUM PARTITION. SEE PARTITION TYPES

75 EXISTING VCT & BASE TO REMAIN.

76 PATCH & REPAIR SURFACES AT AREA OF REMOVALS. MAKE GOOD & PAINT TO MACH EXISTING.

77 INSTALL NEW VCT & BASE (SEE ROOM FINISH SCHEDULE) PATCH/ REPAIR BETWEEN REMOVALS & EXISTING.

78 PROVIDE NEW UPPERS. REMOVE EXISTING COUNTERTOP & NEW PLAM COUNTERTOPS ON EXISTING BASE CABINETS. SEE INTERIOR ELEVATIONS.

79 PROVIDE 1:8 TRANSITION SLOPE (±50mm) AT DOOR OPENING.

80 BLAST TRACK EXISTING SLAB, SKIM COAT AND APPLY EPOXY PAINT

81 INSTALL DOOR OPERATOR ON NEW BOLLARD (TYP. DETAIL 2/A-01). SEE ELECTRICAL FOR UNDERGROUND WIRING CONNECTION TO NEW DOOR.

62 NEW ROOF TOP UNIT ON NEW CURB. REFER TO MECHANICAL AND STRUCTURAL

61 REMOVE EXISTING SHIPPING CONTAINER.

60 NEW SINK IN NEW MILLWORK BASE CABINET. SEE MECHANICAL & MILLWORK DETAILS

63 NEW VENDING MACHINES PROVIDED BY OWNER.

64 NEW FORCE FLOW HEATER MOUNTED ON GYPSUM BOARD PARTITION. REFER TO MECHANICAL.

65 SAWCUT EXISTING SLAB ON GRADE FOR WATER SERVICE. CORE DRILL EXISTING FOUNDATION WALL REINSTATE WITH GRANULAR A, BACKFILL, 6mil POLY VAPOUR BARRIER AND 125mm CONCRETE SLAB. SEE STRUCTURAL

66 INFILL W/ NEW CONCRETE BLOCK TO SUIT. TIE IN W/ NEW STRUCTURAL COLUMN. SEE STRUCTURAL FOR CONNECTION.

67 INSTALL NEW ROLLER BLINDS ON U/S OF WINDOW HEAD. (TYPICAL FOR ALL WINDOWS)

68 SAWCUT EXISTING SLAB ON GRADE FOR NEW STORM WATER SERVICE. CORE DRILL EXISTING FOUNDATION WALL REINSTATE WITH GRANULAR A, BACKFILL, 6mil POLY VAPOUR BARRIER AND 125mm CONCRETE SLAB. SEE STRUCTURAL. COORDINATE W/ MECHANICAL

69 EXISTING COLUMN TO REMAIN. PROTECT DURING REMOVALS

70 EXISTING ELECTRICAL PANEL AND TRANSFORMER TO REMAIN. PROTECT DURING REMOVALS

DEMOLITION & NEW FLOOR PLAN NOTES:

1 REMOVE EXISTING GLAZED ALUMINUM ENTRANCE FRAME C/W DOOR & HARDWARE.

2 REMOVE EXISTING GLAZED INTERIOR FRAMING & DOOR

3 REMOVE EXISTING CONCRETE SLAB ON GRADE.

4 REMOVE EXISTING CLOSET DOORS & SHELVES.

5 REMOVE EXISTING TYPICAL ALUMINUM FRAMED GLAZED UNIT C/W BLINDS.

6 REMOVE AND DISPOSE OF EXISTING MILLWORK.

7 REMOVE EXISTING STRUCTURAL STEEL COLUMN. (SEE STRUCTURAL)

8 REMOVE EXISTING BLOCK ON BEAM ABOVE CEILING.

9 REMOVE EXISTING DOOR & FRAME.

10 REMOVE EXISTING CONCRETE BLOCK, FOUNDATIONS & FOOTINGS.

11 REMOVE EXISTING INTERIOR GYPSUM PARTITION.

12 REMOVE EXISTING PLUMBING FIXTURES IN EXISTING WASHROOMS. REFER TO MECHANICAL DRAWINGS.

13 REMOVE EXISTING WASHROOM ACCESSORIES IN EXISTING WASHROOMS.

14 TEMPORARILY REMOVE EXISTING GAS METER. REINSTALL TO SUIT NEW CONSTRUCTION. REFER TO MECHANICAL

15 SAW CUT EXISTING BLOCK WALL FOR NEW DOOR OPENING. (SEE STRUCTURAL)

16 SAWCUT AND REMOVE EXISTING EXTERIOR BLOCK WALL AND EXISTING WINDOW UNIT.

17 EXISTING EXTERIOR WALL MOUNTED LADDER TO REMAIN.

18 REMOVE EXISTING L.I.T. CEILING ABOVE.

19 REMOVE EXISTING CERAMIC FLOOR TILE & BASE. PROVIDE NEW 3mm LEVELLING SKIM COAT.

20 SAW CUT AND REMOVE EXISTING FLOOR SLAB TO RECONNECT EXISTING PLUMBING LINE TO NEW FIXTURES. REFER TO MECHANICAL. REINSTATE WITH MINIMUM 100mm CONCRETE ON POLY ON GRANULAR A.

21 SAWCUT AND REMOVE PART OF EXISTING BLOCK WALL FOR STRUCTURAL TIE-IN. REFER TO STRUCTURAL.

22 REMOVE EXISTING DE-MOUNTABLE PARTITIONS.

23 REMOVE EXISTING SLIDING GATE.

24 REINSTATE FUSIBLE LINK TO EXISTING SLIDING 2 HR FIRE DOOR AFTER HARDWARE REPAIR AS REQ'D.

25 REMOVE EXISTING HIGH LEVEL WINDOWS.

26 SAWCUT & REMOVE PART OF EXISTING OWSJ & STEEL DECK (SEE STRUCTURAL). SHORE EXISTING STRUCTURE AS REQ'D.

27 REMOVE EXISTING ROOF ASSEMBLY, FLASHINGS, CURBS.

28 EXISTING METAL LOCKERS TO BE REMOVED BY OWNER.

29 REMOVE EXISTING VCT AND BASE.

30 REMOVE EXISTING RWL ON LOW ROOF AND PIPE PENETRATION THRU UPPER WALL CLADDING. SPRAY FOAM OPENING IN WALL & PATCH METAL SIDING. MATCH TEMPORARY PROVISION FOR DRAINAGE DURING CONSTRUCTION.

31 PROTECT EXISTING SATELLITE DISH. DISCONNECT & RECONNECT CABLE AFTER ROOF WORK.

32 REMOVE EXISTING BASE & DRYWALL BULKHEAD ABOVE.

33 REMOVE CRACKED CONCRETE BLOCK AT PILASTER. CORNER INSTALL NEW 290 CONCRETE BLOCK. GROUT SOLID, & TOOTH INTO EXISTING. ALLOW FOR 2.4M HT x 1 BLOCK WIDE (TYP.)

34 REMOVE EXISTING METAL CLADDING FASCIA & GIRTS.

35 REMOVE EXISTING LOUVRE (REFER TO MECHANICAL). INFILL OPENING W/ CONCRETE BLOCK.

36 CONSTRUCT TEMPORARY FULL HT. WALL:
13mm GYPSUM SHEATHING
92mm STEEL STUDS
BATT INSULATION
13mm GYPSUM BOARD
(CAULK & TAPE ALL PERIMETERS FOR DRAFT SEAL)

37 REMOVE EXISTING SHOWER STALL, DOORS, PLUMBING FIXTURES, CURTAIN & ROD. CAP PLUMBING SERVICES. PATCH/ REPAIR SURFACES AFFECTED BY REMOVALS. SEE MECHANICAL. PATCH CONCRETE SLAB AT SANITARY. DRAIN

38 RECESSED FLOOR MONUMENT. SEE ELECTRICAL

39 1m X 1m RECESSED FLOOR MAT TRAY.

40 PROVIDE POWER FOR MICROWAVE & COFFEE MACHINE (N.I.C.). SEE ELECTRICAL

41 NEW COAT ROD IN CLOSET @ 1825mm A.F.F. SEE 5/A-05

42 DOUBLE STRUCTURAL BRACING W/ 50mm EXPANSION GAP IN BETWEEN

43 INFILL OPENING WITH CONCRETE BLOCK TO MATCH EXISTING. PATCH/ REPAIR DAMAGED WALL AREAS AND MAKE GOOD.

44 NEW MILLWORK. SEE A-18 FOR MILLWORK DETAILS

45 NEW WALL-MOUNTED PROJECTOR SCREEN

46 REMOVE EXISTING DRYWALL INFILL ON BOTH SIDES OF PARTITION. REMOVE EXISTING GLAZED SCREEN. INSTALL NEW PS GLAZED FRAME & FIRE SHUTTER ON OFFICE SIDE. SEE DETAIL 8/A-17 & DOOR ELEVATIONS.

47 NEW STAIR TREAD TO MATCH NEW GROUND FLOOR FLOORING FINISHES.

48 50mm EXPANSION COVER PLATE IN GYPSUM BOAR.

49 REINSTATE EXISTING GAS METER ON EXISTING BLOCK WALL. SEE MECHANICAL

50 INFILL EXISTING OPENING IN EXTERIOR WALL TO MATCH EXISTING WALL ASSEMBLY.

51 BULKHEAD ABOVE CLOSET AREA

52 NEW ALUMINUM COMPOSITE PANEL FASTENED ONTO STRUCTURAL STEEL CANOPY COLUMN. SEE DETAILS

53 NEW CONCRETE CURB. SEE CIVIL.

54 EDGE OF NEW CANOPY OVERHANG ABOVE.

55 NEW FULL-HEIGHT ACCORDION SECURITY LOCKABLE SCREEN.

56 50mm EXPANSION JOINT IN CLADDING W/ BATT INSULATION FILLING VOID.

57 PAINT EXTERIOR SIDE OF NEW BLOCK TO MATCH EXISTING.

58 SAWCUT & REMOVE EXISTING BLOCK TO CREATE 2.0M WIDE X 2.2M HT OPENING. PATCH, REPAIR SLAB & BLOCKS & PAINT SURFACES AFFECTED BY REMOVALS.

59 NEW 18ga. CLEAR ANODIZED ALUMINUM ON 16mm GYPSUM BOARD ON BOTH SIDES OF 92mm STEEL STUD POST.

SURGENOR TRUCK GROUP

LEGEND:

- WALL PARTITION
- DOOR SYMBOL
- REMOVALS
- FULL HEIGHT CERAMIC TILE
- ROOM NUMBER & ROOM NAME
- PARTITION TYPE
- DOOR NUMBER
- WINDOW TYPE
- EXTERIOR WALL TYPE
- DRAWING NOTE
- FIRE EXTINGUISHER
- AUTO DOOR OPERATOR
- FF — FORCE FLOW HEATER (SEE ELECTRICAL)
- EP — ELECTRICAL PANEL (SEE ELECTRICAL)
- TR — ELECTRICAL TRANSFORMER BOX (SEE ELECTRICAL)
- HB — SIAMESE CONNECTION (SEE MECHANICAL)
- G — EXISTING GAS METER (SEE MECHANICAL)
- W — EXISTING WATER METER (SEE MECHANICAL)

GENERAL DEMOLITION NOTES:

1. PAINT ALL EXISTING AREAS OF REMOVALS/ REPAIRS TO MATCH EXISTING COLOURS/ SHEEM/ WALL TEXTURES.
2. REMOVE ALL EXISTING FURNITURE FROM ALL AREAS OF WORK.
3. PATCH & REPAIR ALL SURFACES DAMAGED BY REMOVALS TO MAKE GOOD & MATCH EXISTING.

NO.	ISSUE & REVISIONS	DATE
3	ISSUED FOR TENDER	JAN 17 2019
2	ISSUED FOR PERMIT	DEC 4 2018
1	ISSUED FOR REVIEW	JULY 6 2018

SEAL

Not for construction unless SEALED and SIGNED.

PROJECT NORTH

P&R
PYE & RICHARDS ARCHITECTS INC
824 MEATH STREET OTTAWA ONTARIO K1Z 6B8
TEL: 613 724-7700 FAX: 613 724-1289
EMAIL: staff@pnrarch.com
WEBSITE: www.pyeandrichardsarchitects.com

PROJECT
SURGENOR TRUCK CENTRE EXPANSION
1571 LIVERPOOL COURT OTTAWA, ONTARIO

DRAWING
DEMOLITION PARTIAL GROUND FLOOR PLAN

DO NOT SCALE. REFER ANY DIMENSIONAL ERROR AND/ OR POSSIBLE TRADE INTERFERENCE/ CONFLICT TO THE ARCHITECT FOR CLARIFICATION PRIOR TO COMMENCEMENT OF THE WORK. THE CONDITIONS OF THE CONTRACT APPLY.

PROJECT NO. 18-18	DRAWING NO. A-04
SCALE - AS NOTED	
DRAWN -	
CHECKED -	
PLOT DATE - 18 01. 2019	PLOTED FROM: DRACO

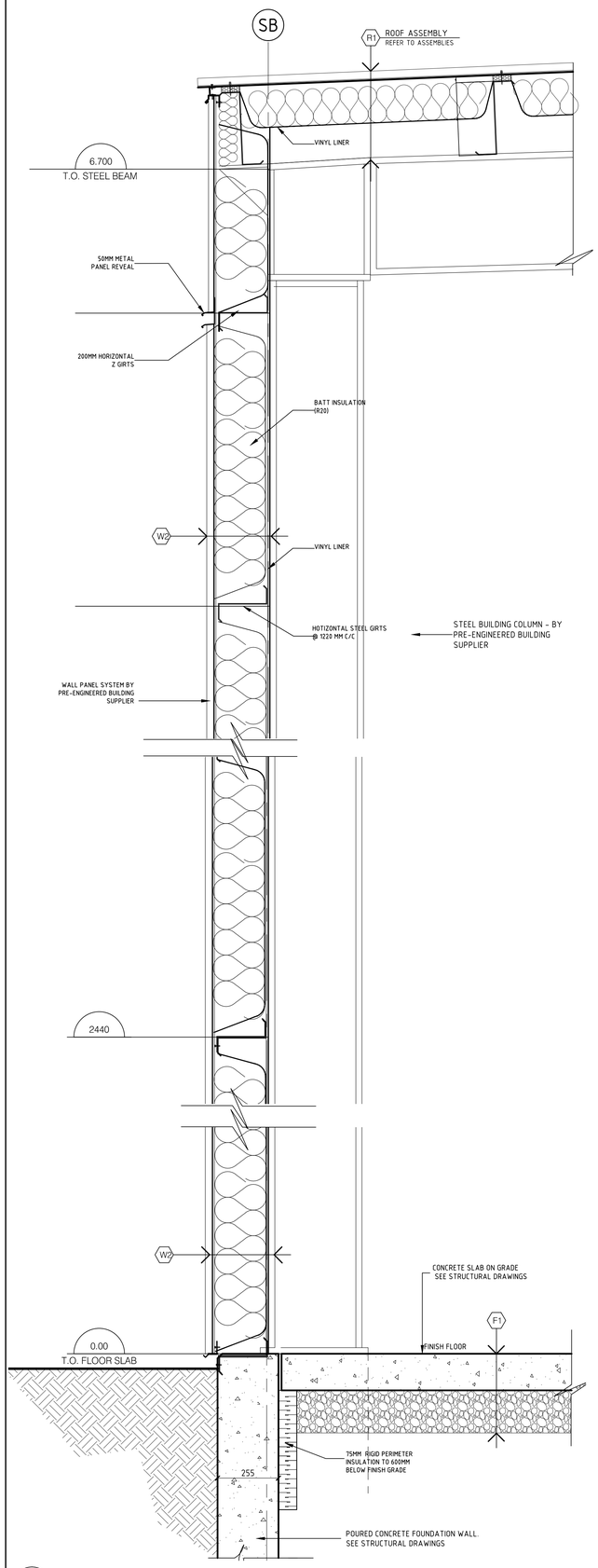

1 / A-04S TYPICAL EXTERIOR WALL SECTION
SCALE 1:10

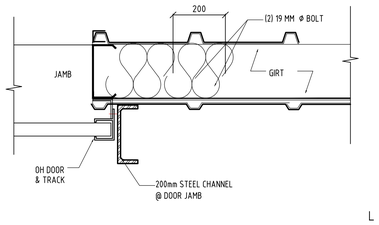

3 / A-04S PLAN DETAIL @ TYPICAL OVERHEAD DOOR JAMB
SCALE 1:10

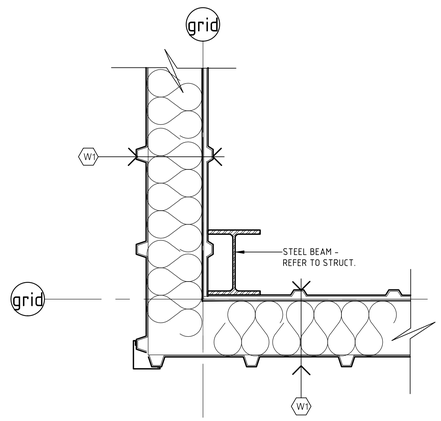

2 / A-04S PLAN DETAIL @ TYPICAL WALL CORNER
SCALE 1:10

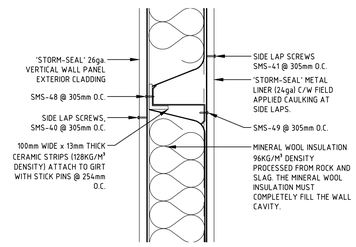

4 / A-04S SECTION DETAIL - FIRE RATED WALL DETAIL (W1 EXTERIOR WALL ASSEMBLY)
SCALE 1:10

SURGENOR TRUCK GROUP

GENERAL DEMOLITION NOTES:

1. PAINT ALL EXISTING AREAS OF REMOVALS/ REPAIRS TO MATCH EXISTING COLOURS/ SHEEM/ WALL TEXTURES.
2. REMOVE ALL EXISTING FURNITURE FROM ALL AREAS OF WORK.
3. PATCH & REPAIR ALL SURFACES DAMAGED BY REMOVALS TO MAKE GOOD & MATCH EXISTING.

NO.	ISSUE & REVISIONS	DATE
3	ISSUED FOR TENDER	JAN 17 2019
2	ISSUED FOR PERMIT	DEC 4 2018
1	ISSUED FOR REVIEW	JULY 6 2018

SEAL

Not for construction unless SEALED and SIGNED.

PROJECT NORTH

P&R
PYE & RICHARDS ARCHITECTS INC
884 MEATH STREET OTTAWA ONTARIO K1Z 6B8
TEL: 613 724-7700 FAX: 613 724-1289
EMAIL: staff@pnrarch.com
WEBSITE: www.pyeandrichardsarchitects.com

PROJECT
SURGENOR TRUCK CENTRE EXPANSION
1571 LIVERPOOL COURT OTTAWA, ONTARIO

DRAWING
NEW STORAGE BUILDING
WALL SECTIONS, PLAN DETAIL

DO NOT SCALE. REFER ANY DIMENSIONAL ERROR AND/ OR POSSIBLE TRADE INTERFERENCE/ CONFLICT TO THE ARCHITECT FOR CLARIFICATION PRIOR TO COMMENCEMENT OF THE WORK. THE CONDITIONS OF THE CONTRACT APPLY.

PROJECT NO. 18-18
SCALE - AS NOTED
DRAWN -
CHECKED -
PLOT DATE - 18 01 2019
DRAWING NO. **A-04S**
PLOTED FROM: DRACO

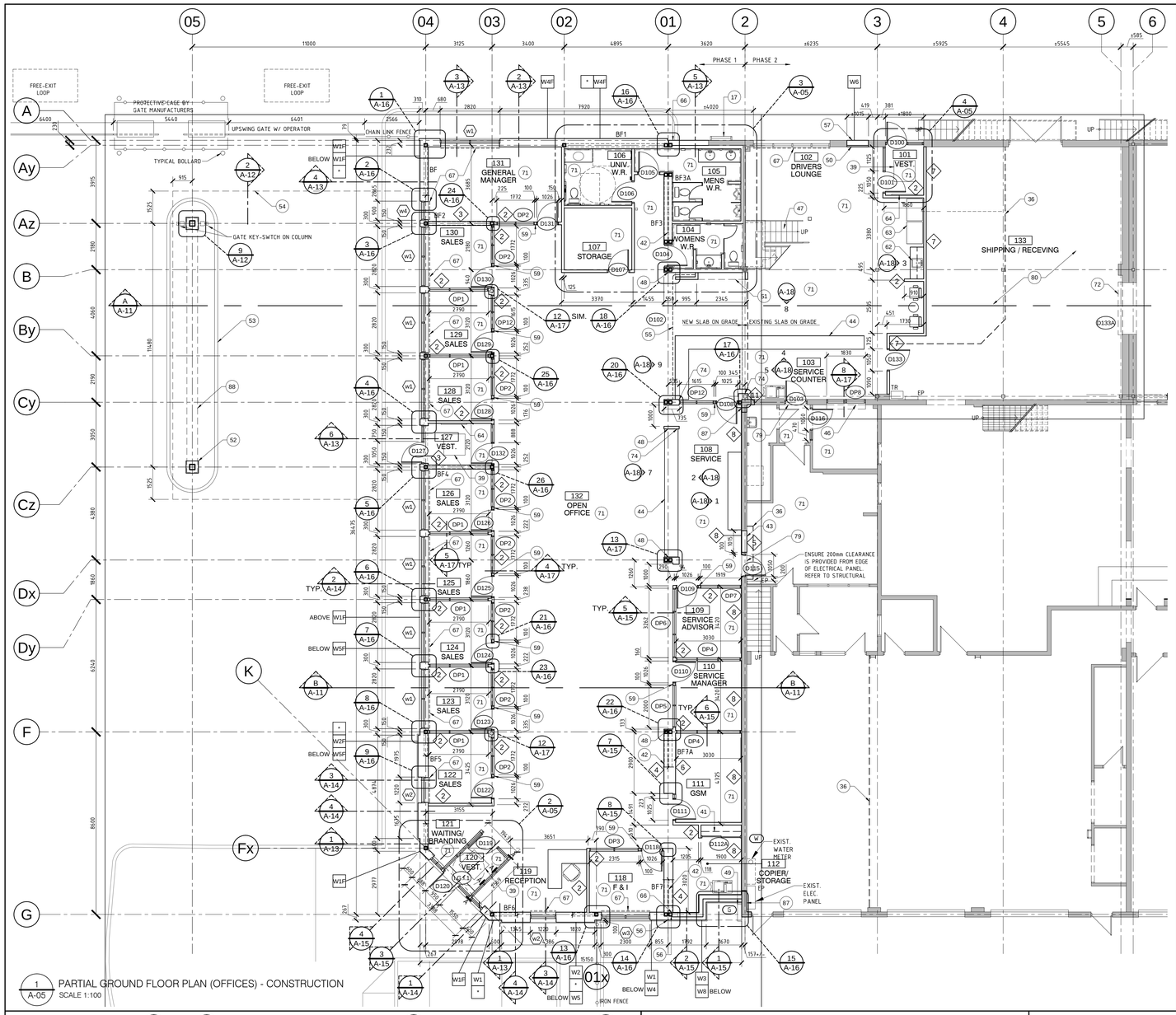

1 / A-05 PARTIAL GROUND FLOOR PLAN (OFFICES) - CONSTRUCTION
SCALE 1:100

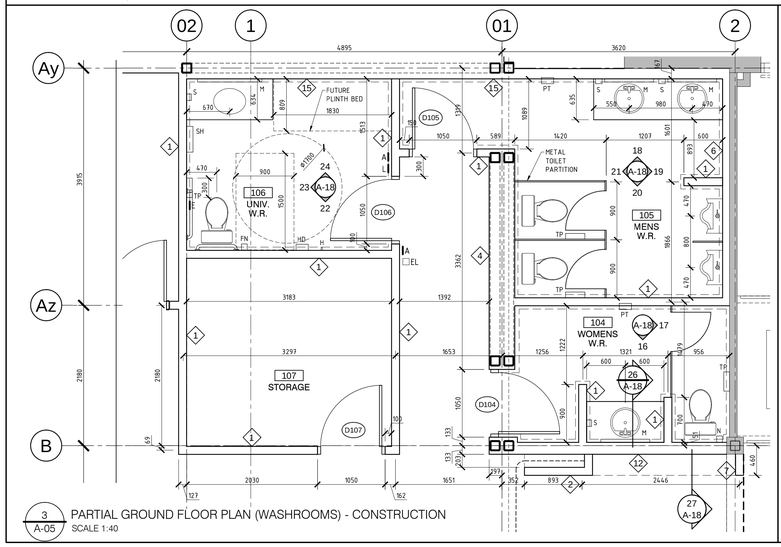

3 / A-05 PARTIAL GROUND FLOOR PLAN (WASHROOMS) - CONSTRUCTION
SCALE 1:40

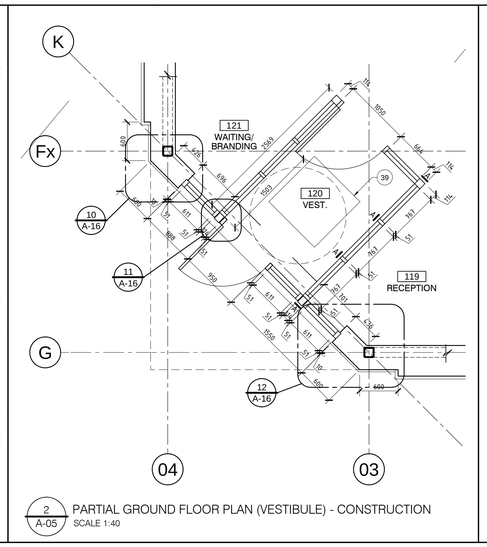

2 / A-05 PARTIAL GROUND FLOOR PLAN (VESTIBULE) - CONSTRUCTION
SCALE 1:40

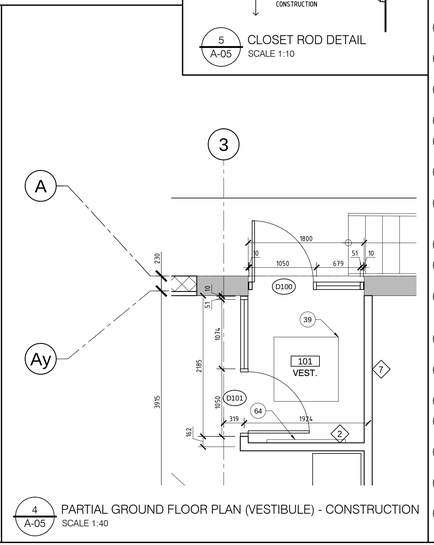

4 / A-05 PARTIAL GROUND FLOOR PLAN (VESTIBULE) - CONSTRUCTION
SCALE 1:40

EXTERIOR WALL ASSEMBLIES

W1 — ALUMINUM PANEL STUD WALL
ALUMINUM COMPOSITE PANEL ON FASTENERS W/ SPACERS AS REQ'D ON
22mm HORIZONTAL HAT CHANNELS ON
75mm THERMAL SPACERS W/
75mm MINERAL FIBRE INSULATION ON
TYVEK AIR BARRIER ON
13mm GYPSUM SHEATHING ON
152-43mil STRUCT. STEEL STUDS @ 400mm O.C. W/ BATT INSULATION ON
6mil POLY VAPOUR BARRIER ON
16mm GYPSUM BOARD

W1F — ALUMINUM PANEL STUD WALL - 1HR RATED (SB-2)
SAME AS W1 EXCEPT,
2 LAYERS 13mm TYPE 'X' GYPSUM BOARD ON INSIDE FACE

W2 — ALUMINUM PANEL ACCENT WALL
ALUMINUM COMPOSITE PANEL ON FASTENERS W/ SPACERS AS REQ'D ON
125mm HORIZONTAL GIRTS ON
75mm THERMAL SPACERS W/
75mm MINERAL FIBRE INSULATION ON
TYVEK AIR BARRIER ON
13mm GYPSUM SHEATHING ON
152-43mil STRUCT. STEEL STUDS @ 400mm O.C. W/ BATT INSULATION ON
6mil POLY VAPOUR BARRIER ON
16mm GYPSUM BOARD

W2F — ALUMINUM PANEL ACCENT WALL - 1HR RATED (SB-2)
SAME AS W2 EXCEPT,
2 LAYERS 13mm TYPE 'X' GYPSUM BOARD ON INSIDE FACE

W3 — ALUMINUM PANEL BLOCK WALL
ALUMINUM COMPOSITE PANEL ON FASTENERS W/ SPACERS AS REQ'D ON
22mm HORIZONTAL HAT CHANNELS ON
75mm THERMAL SPACERS W/
75mm MINERAL FIBRE INSULATION ON
TYVEK AIR BARRIER ON
190mm CONCRETE BLOCK WALL ON
16mm GYPSUM BOARD (LAMINATED)

W4 — ARCHITECTURAL BLOCK WALL BASE
90mm ARCHITECTURAL BLOCK W/ CLADDING TIES ANCHORED TO STUD FRAMING
30mm AIR SPACE ON
75mm MINERAL FIBRE INSULATION ON
TYVEK AIR BARRIER ON
13mm EXTERIOR GRADE PLYWOOD ON
152-43mil STRUCT. STEEL STUDS @ 400mm O.C. ON
6mil POLY VAPOUR BARRIER ON
16mm GYPSUM BOARD

W4F — ARCHITECTURAL BLOCK VENEER WALL - 1HR RATED (SB-2)
SAME AS W4 EXCEPT,
2 LAYERS 13mm TYPE 'X' GYPSUM BOARD ON INSIDE FACE

W5 — ARCHITECTURAL BLOCK ACCENT WALL BASE
90mm ARCHITECTURAL BLOCK W/ CLADDING TIES ANCHORED TO STUD FRAMING
130mm AIR SPACE ON
75mm MINERAL FIBRE INSULATION ON
TYVEK AIR BARRIER ON
13mm EXTERIOR GRADE PLYWOOD ON
152-43mil STRUCT. STEEL STUDS @ 400mm O.C. ON
6mil POLY VAPOUR BARRIER ON
16mm GYPSUM BOARD

W5F — ARCHITECTURAL BLOCK WALL BASE - 1HR RATED (SB-2)
SAME AS W5 EXCEPT,
2 LAYERS 13mm TYPE 'X' GYPSUM BOARD ON INSIDE FACE

W6 — CONCRETE BLOCK INFILL WALL
240mm CONCRETE BLOCK ON
6mil POLY VAPOUR BARRIER ON
50mm MINERAL FIBRE INSULATION ON
2 LAYERS 13mm TYPE 'X' GYPSUM BOARD

W7 — VERTICAL METAL SIDING ROOF WALL
VERTICAL METAL SIDING ON
22mm HORIZONTAL FURRING CHANNELS ON
75mm THERMAL SPACERS W/
75mm MINERAL FIBRE INSULATION ON
TYVEK AIR BARRIER ON
13mm GYPSUM SHEATHING ON
152-43mil STRUCT. STEEL STUDS @ 400mm O.C. ON
6mil POLY VAPOUR BARRIER ON
16mm GYPSUM BOARD

W8 — ARCHITECTURAL BLOCK WALL ON BLOCK
90mm ARCHITECTURAL BLOCK W/ CLADDING TIES ANCHORED TO STUD FRAMING
30mm AIR SPACE ON
75mm MINERAL FIBRE INSULATION ON
TYVEK AIR BARRIER ON
190mm CONCRETE BLOCK WALL ON
16mm GYPSUM BOARD (LAMINATED)

W9 — VERTICAL METAL SIDING BLOCK WALL (SERVICE BAY)
VERTICAL METAL SIDING ON
22mm HORIZONTAL FURRING CHANNELS
25mm AIR SPACE ON
75mm THERMAL SPACERS W/
75mm MINERAL FIBRE INSULATION ON
TYVEK AIR BARRIER ON
240mm CONCRETE BLOCK WALL

W10 — ARCHITECTURAL BLOCK WALL (SERVICE BAY)
90mm ARCHITECTURAL BLOCK W/ CLADDING TIES ANCHORED TO STUD FRAMING
30mm AIR SPACE ON
75mm MINERAL FIBRE INSULATION ON
TYVEK AIR BARRIER ON
240mm CONCRETE BLOCK WALL

***** — TYPICAL FOR EXTERIOR WALLS W/ BRACE FRAMES
(SAME AS THE LISTED ASSEMBLY EXCEPT PROVIDE 25mm HORIZONTAL FURRING CHANNELS ON INTERIOR SIDE OF STEEL STUDS TO SUPPORT GYPSUM BOARD (SEE PLAN DETAILS)

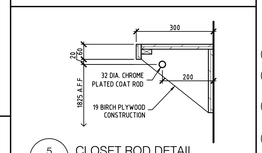

5 / A-05 CLOSET ROD DETAIL
SCALE 1:10

NEW ASSEMBLY TYPES

INTERIOR PARTITION TYPES

1 — GYPSUM PARTITION, FULL HEIGHT
16mm GYPSUM BOARD ON BOTH SIDES OF
92mm STEEL STUDS @ 400mm O.C.
C/W BATT INSULATION FILLING STUD VOID
(EXTEND PARTITION FULL HEIGHT TO U/S ROOF DECK. PROVIDE MOISTURE-RESISTANT GYPSUM ON WASHROOM SIDE ONLY, WHERE APPLICABLE)

2 — GYPSUM PARTITION, CEILING HEIGHT
16mm GYPSUM BOARD ON BOTH SIDES OF
92mm STEEL STUDS @ 400mm O.C.
C/W BATT INSULATION FILLING STUD VOID
EXTEND STUDS FULL HT
(TERMINATE GYPSUM ABOVE FINISHED CEILING)

3 — GYPSUM PARTITION, FULL HEIGHT
16mm GYPSUM BOARD ON BOTH SIDES OF
152mm STEEL STUDS @ 400mm O.C.
C/W BATT INSULATION FILLING STUD VOID
(EXTEND PARTITION TO U/S ROOF DECK)
PROVIDE MOISTURE-RESISTANT GYPSUM ON WASHROOM SIDE ONLY, WHERE APPLICABLE)

4 — GYPSUM PARTITION (INFILL WALL AT DOUBLE BRACING)
16mm GYPSUM BOARD ON BOTH SIDES OF
2 ROWS 152mm STEEL STUDS @ 400mm O.C.
C/W BATT INSULATION FILLING STUD VOID
(EXTEND PARTITION TO U/S ROOF DECK)
PROVIDE MOISTURE-RESISTANT GYPSUM ON WASHROOM SIDE ONLY, WHERE APPLICABLE)

5 — MASONRY CONCRETE BLOCK INFILL (TYP.)
±240mm MASONRY CONCRETE BLOCK

6 — GYPSUM PARTITION (FURRED WALL)
16mm GYPSUM BOARD ON THIS SIDE OF
92mm STEEL STUDS @ 400mm O.C.
(EXTEND PARTITION TO U/S CEILING)
PROVIDE MOISTURE-RESISTANT GYPSUM ON WASHROOM SIDE ONLY, WHERE APPLICABLE)

7 — 1 HR FIRE RATED ULC W401
1 LAYER 16mm TYPE 'X' GYPSUM BOARD ON BOTH SIDES OF
92mm STEEL STUDS @ 400mm O.C.
(EXTEND PARTITION FULL HT, FIRESTOP ALL PERIMETERS AND PENETRATIONS)

8 — GYPSUM LAMINATE
LAMINATED 16mm GYPSUM BOARD ON EXISTING

9 — FULL HEIGHT, STUD WALL
16mm GIS PLYWOOD ON BOTH SIDES OF
20ga. 152mm STEEL STUDS @ 400mm O.C.

10 — FULL HEIGHT, METAL LINER
METAL LINER ON THIS SIDE OF EXISTING PLYWOOD

11 — 3/4 HR FIRE RATED COLUMN PARTITION
16mm TYPE 'X' GYPSUM BOARD ON
4.1mm STEEL STUDS
(EXTEND PARTITION FULL HT, FIRESTOP ALL PERIMETERS AND PENETRATIONS)

12 — 1 HR FIRE RATED ULC W401
1 LAYER 16mm TYPE 'X' GYPSUM BOARD ON BOTH SIDES OF
152mm STEEL STUDS @ 400mm O.C.
C/W BATT INSULATION IN STUD VOID
(EXTEND PARTITION FULL HT, FIRESTOP ALL PERIMETERS AND PENETRATIONS)

13 — TECTUM PARTITION, FULL HEIGHT
1 LAYER 25mm TECTUM PANELS ON THIS SIDE OF
92mm STEEL STUDS @ 400mm O.C.
C/W BATT INSULATION IN STUD VOID
(EXTEND PARTITION FULL HT)

14 — CHASE PARTITION
16mm GYPSUM BOARD ON
4.1mm STEEL STUDS @ 400mm O.C.
(EXTEND STUDS FULL HT
(TERMINATE GYPSUM ABOVE FINISHED CEILING)

15 — 1HR RATED GYPSUM FURRED PARTITION
2 LAYERS OF 13mm TYPE 'X' GYPSUM BOARD ON
64mm STEEL STUDS @ 400mm O.C.
(EXTEND PARTITION FULL HT, FIRESTOP ALL PERIMETERS AND PENETRATIONS)

60 — NEW ROOF TOP UNIT ON NEW CURB. REFER TO MECHANICAL AND STRUCTURAL

61 — REMOVE EXISTING SHIPPING CONTAINER.

62 — NEW SINK IN NEW MILLWORK BASE CABINET. SEE MECHANICAL & MILLWORK DETAILS

63 — NEW VENDING MACHINES PROVIDED BY OWNER.

64 — NEW FORCE FLOW HEATER MOUNTED ON GYPSUM BOARD PARTITION. REFER TO MECHANICAL.

65 — SAWCUT EXISTING SLAB ON GRADE FOR WATER SERVICE. CORE DRILL EXISTING FOUNDATION WALL REINSTATE WITH GRANULAR A, BACKFILL, 6mil POLY VAPOUR BARRIER AND 125mm CONCRETE SLAB. SEE STRUCTURAL

66 — INFILL W/ NEW CONCRETE BLOCK TO SUIT. TIE IN W/ NEW STRUCTURAL COLUMN. SEE STRUCTURAL FOR CONNECTION.

67 — INSTALL NEW ROLLER BLINDS ON U/S OF WINDOW HEAD. (TYPICAL FOR ALL WINDOWS)

68 — SAWCUT EXISTING SLAB ON GRADE FOR NEW STORM WATER SERVICE. CORE DRILL EXISTING FOUNDATION WALL REINSTATE WITH GRANULAR A, BACKFILL, 6mil POLY VAPOUR BARRIER AND 125mm CONCRETE SLAB. SEE STRUCTURAL. COORDINATE W/ MECHANICAL

69 — EXISTING COLUMN TO REMAIN. PROTECT DURING REMOVALS

70 — EXISTING ELECTRICAL PANEL AND TRANSFORMER TO REMAIN. PROTECT DURING REMOVALS

71 — NEW PORCELAIN TILE FLOOR & BASE (SEE ROOM FINISH SCHEDULE)

72 — INSTALL NEW FIRE RATED SLIDING FIRE SHUTTER ON EXISTING BLOCK WALL.

73 — NEW CONCRETE FLOOR ASSEMBLY. SEE FLOOR ASSEMBLIES & WALL SECTIONS

74 — ENCLOSE EXISTING COLUMN IN GYPSUM PARTITION. SEE PARTITION TYPES

75 — EXISTING VCT & BASE TO REMAIN.

76 — PATCH & REPAIR SURFACES AT AREA OF REMOVALS. MAKE GOOD & PAINT TO MACH EXISTING.

77 — INSTALL NEW VCT & BASE (SEE ROOM FINISH SCHEDULE) PATCH/ REPAIR BETWEEN REMOVALS & EXISTING.

78 — PROVIDE NEW UPPERS. REMOVE EXISTING COUNTERTOP & NEW PLAM COUNTERTOPS ON EXISTING BASE CABINETS. SEE INTERIOR ELEVATIONS.

79 — PROVIDE 1:8 TRANSITION SLOPE (±50mm) AT DOOR OPENING.

80 — BLAST TRACK EXISTING SLAB, SKIM COAT AND APPLY EPOXY PAINT

81 — INSTALL DOOR OPERATOR ON NEW BOLLARD (TYP. DETAIL 2/A-011). SEE ELECTRICAL FOR UNDERGROUND WIRING CONNECTION TO NEW DOOR.

82 — INSTALL NEW STEEL BOLLARD W/ PLATE ANCHORED INTO EXISTING CONCRETE SLAB TO PROTECT PARTITION CORNER.

83 — INFILL W/ NEW 150mm CONCRETE DOWELED INTO EXISTING. SEE SECTION 6/A-17

84 — TOOTH IN CONCRETE BLOCKS FOR NEW OPENING.

85 — INSTALL NEW OVERHEAD DOOR C/W TRACK SYSTEM & OPERATOR. SEE ELECTRICAL

86 — NEW INSULATED HOLLOW METAL DOOR W/ INSULATED PRESSED STEEL FRAME. SEE DOOR SCHEDULE

87 — SEE STRUCTURAL FOR GROUTING EXISTING BLOCK & CONNECTION TO NEW STEEL COLUMN.

88 — BELOW GRADE FOUNDATION WALL. REFER TO STRUCTURAL

DEMOLITION & NEW FLOOR PLAN NOTES:

1 — REMOVE EXISTING GLAZED ALUMINUM ENTRANCE FRAME C/W DOOR & HARDWARE.

2 — REMOVE EXISTING GLAZED INTERIOR FRAMING & DOOR

3 — REMOVE EXISTING CONCRETE SLAB ON GRADE.

4 — REMOVE EXISTING CLOSET DOORS & SHELVES.

5 — REMOVE EXISTING TYPICAL ALUMINUM FRAMED GLAZED UNIT C/W BLINDS.

6 — REMOVE AND DISPOSE OF EXISTING MILLWORK.

7 — REMOVE EXISTING STRUCTURAL STEEL COLUMN. (SEE STRUCTURAL)

8 — REMOVE EXISTING BLOCK ON BEAM ABOVE CEILING.

9 — REMOVE EXISTING DOOR & FRAME.

10 — REMOVE EXISTING CONCRETE BLOCK, FOUNDATIONS & FOOTINGS.

11 — REMOVE EXISTING INTERIOR GYPSUM PARTITION.

12 — REMOVE EXISTING PLUMBING FIXTURES IN EXISTING WASHROOMS. REFER TO MECHANICAL DRAWINGS.

13 — REMOVE EXISTING WASHROOM ACCESSORIES IN EXISTING WASHROOMS.

14 — TEMPORARILY REMOVE EXISTING GAS METER. REINSTALL TO SUIT NEW CONSTRUCTION. REFER TO MECHANICAL

15 — SAW CUT EXISTING BLOCK WALL FOR NEW DOOR OPENING. (SEE STRUCTURAL)

16 — SAWCUT AND REMOVE EXISTING EXTERIOR BLOCK WALL AND EXISTING WINDOW UNIT.

17 — EXISTING EXTERIOR WALL MOUNTED LADDER TO REMAIN.

18 — REMOVE EXISTING L.I.T. CEILING ABOVE.

19 — REMOVE EXISTING CERAMIC FLOOR TILE & BASE. PROVIDE NEW 3mm LEVELLING SKIM COAT.

20 — SAW CUT AND REMOVE EXISTING FLOOR SLAB TO RECONNECT EXISTING PLUMBING LINE TO NEW FIXTURES. REFER TO MECHANICAL. REINSTATE WITH MINIMUM 100mm CONCRETE ON POLY ON GRANULAR A.

21 — SAWCUT AND REMOVE PART OF EXISTING BLOCK WALL FOR STRUCTURAL TIE-IN. REFER TO STRUCTURAL.

22 — REMOVE EXISTING DE-MOUNTABLE PARTITIONS.

23 — REMOVE EXISTING SLIDING GATE.

24 — REINSTATE FUSIBLE LINK TO EXISTING SLIDING 2 HR FIRE DOOR AFTER HARDWARE REPAIR AS REQ'D.

25 — REMOVE EXISTING HIGH LEVEL WINDOWS.

26 — SAWCUT & REMOVE PART OF EXISTING OWSJ & STEEL DECK (SEE STRUCTURAL). SHORE EXISTING STRUCTURE AS REQ'D.

27 — REMOVE EXISTING ROOF ASSEMBLY, FLASHINGS, CURBS.

28 — EXISTING METAL LOCKERS TO BE REMOVED BY OWNER.

29 — REMOVE EXISTING VCT AND BASE.

30 — REMOVE EXISTING RWL ON LOW ROOF AND PIPE PENETRATION THRU UPPER WALL CLADDING. SPRAY FOAM OPENING IN WALL & PATCH METAL SIDING. MATCH TEMPORARY PROVISION FOR DRAINAGE DURING CONSTRUCTION.

31 — PROTECT EXISTING SATELLITE DISH. DISCONNECT & RECONNECT CABLE AFTER ROOF WORK.

32 — REMOVE EXISTING BASE & DRYWALL BULKHEAD ABOVE.

33 — REMOVE CRACKED CONCRETE BLOCK AT PILASTER; CORNER INSTALL NEW 290 CONCRETE BLOCK, GROUT SOLID, & TOOTH INTO EXISTING. ALLOW FOR 2.4M HT x 1 BLOCK WIDE (TYP.)

34 — REMOVE EXISTING METAL CLADDING FASCIA & GIRTS.

35 — REMOVE EXISTING LOUVRE (REFER TO MECHANICAL). INFILL OPENING W/ CONCRETE BLOCK.

36 — CONSTRUCT TEMPORARY FULL HT. WALL:
13mm GYPSUM SHEATHING
92mm STEEL STUDS
BATT INSULATION
13mm GYPSUM BOARD
(CAULK & TAPE ALL PERIMETERS FOR DRAFT SEAL)

37 — REMOVE EXISTING SHOWER STALL, DOORS, PLUMBING FIXTURES, CURTAIN & ROD. CAP PLUMBING SERVICES. PATCH/ REPAIR SURFACES AFFECTED BY REMOVALS. SEE MECHANICAL. PATCH CONCRETE SLAB AT SANITARY. DRAIN

38 — RECESSED FLOOR MONUMENT. SEE ELECTRICAL

39 — 1m X 1m RECESSED FLOOR MAT TRAY.

40 — PROVIDE POWER FOR MICROWAVE & COFFEE MACHINE (N.I.C.). SEE ELECTRICAL

41 — NEW COAT ROD IN CLOSET @ 1825mm A.F.F. SEE 5/A-05

42 — DOUBLE STRUCTURAL BRACING W/ 50mm EXPANSION GAP IN BETWEEN

43 — INFILL OPENING WITH CONCRETE BLOCK TO MATCH EXISTING. PATCH/ REPAIR DAMAGED WALL AREAS AND MAKE GOOD.

44 — NEW MILLWORK. SEE A-18 FOR MILLWORK DETAILS

45 — NEW WALL-MOUNTED PROJECTOR SCREEN

46 — REMOVE EXISTING DRYWALL INFILL ON BOTH SIDES OF PARTITION. REMOVE EXISTING GLAZED SCREEN. INSTALL NEW PS GLAZED FRAME & FIRE SHUTTER ON OFFICE SIDE. SEE DETAIL 8/A-17 & DOOR ELEVATIONS.

47 — NEW STAIR TREAD TO MATCH NEW GROUND FLOOR FLOORING FINISHES.

48 — 50mm EXPANSION COVER PLATE IN GYPSUM BOAR.

49 — REINSTATE EXISTING GAS METER ON EXISTING BLOCK WALL. SEE MECHANICAL

50 — INFILL EXISTING OPENING IN EXTERIOR WALL TO MATCH EXISTING WALL ASSEMBLY.

51 — BULKHEAD ABOVE CLOSET AREA

52 — NEW ALUMINUM COMPOSITE PANEL FASTENED ONTO STRUCTURAL STEEL CANOPY COLUMN. SEE DETAILS

53 — NEW CONCRETE CURB. SEE CIVIL.

54 — EDGE OF NEW CANOPY OVERHANG ABOVE.

55 — NEW FULL-HEIGHT ACCORDION SECURITY LOCKABLE SCREEN.

56 — 50mm EXPANSION JOINT IN CLADDING W/ BATT INSULATION FILLING VOID.

57 — PAINT EXTERIOR SIDE OF NEW BLOCK TO MATCH EXISTING.

58 — SAWCUT & REMOVE EXISTING BLOCK TO CREATE 2.0M WIDE X 2.2M HT OPENING. PATCH, REPAIR SLAB & BLOCKS & PAINT SURFACES AFFECTED BY REMOVALS.

59 — NEW 18ga. CLEAR ANODIZED ALUMINUM ON 16mm GYPSUM BOARD ON BOTH SIDES OF 92mm STEEL STUD POST.

SURGENOR TRUCK GROUP

LEGEND:

- WALL PARTITION
- DOOR SYMBOL
- REMOVALS
- FULL HEIGHT CERAMIC TILE
- X / X X — ROOM NUMBER & ROOM NAME
- X — PARTITION TYPE
- D X — DOOR NUMBER
- X — WINDOW TYPE
- W X — EXTERIOR WALL TYPE
- X — DRAWING NOTE
- FE — FIRE EXTINGUISHER
- A — AUTO DOOR OPERATOR
- FF — FORCE FLOW HEATER (SEE ELECTRICAL)
- EP — ELECTRICAL PANEL (SEE ELECTRICAL)
- TR — ELECTRICAL TRANSFORMER BOX (SEE ELECTRICAL)
- HB — SIAMESE CONNECTION (SEE MECHANICAL)
- G — EXISTING GAS METER (SEE MECHANICAL)
- W — EXISTING WATER METER (SEE MECHANICAL)

WASHROOM LEGEND:

TP	-	TOILET PAPER
FN	-	NAPKIN DISPOSAL
M	-	MIRROR
H	-	COAT HOOK
HD	-	HAND DRYER
EL	-	EMERGENCY LIGHT & ALARM
E	-	EMERGENCY BUTTON C/W SIGN: "IN THE EVENT OF AN EMERGENCY PUSH EMERGENCY BUTTON AND AUDIBLE AND VISUAL SIGNAL WILL ACTIVATE FOR ASSISTANCE" (LETTERS TO BE 1" HT W/ 0.2" STROKE)
L	-	PUSH TO LOCK BUTTON
A	-	AUTOMATIC DOOR OPENER
S	-	SOAP DISPENSER
SH	-	SHELF
PT	-	PAPER TOWEL DISPENSER & WASTE UNIT

MOUNTING HEIGHTS FOR DEVICES & MISC. FIXTURES

SENSORS, THERMOSTAT, FIRE ALARM PULL STATION:	1220mm
WASHROOM: PAPER TOWEL DISPENSER, SOAP DISPENSER, ROBE HOOK, S/S SHELF	1092mm
'PUSH-BUTTON' AUTO OPERATOR:	990mm
SWITCHES:	1041mm
FIRE EXTINGUISHER (FE):	800mm
TOILET PAPER DISPENSER:	610mm
ELECTRICAL RECEPTACLES:	406mm
NAPKIN DISPENSER:	762-838mm

NOTE:
DIMENSION CENTERLINE OF FIXTURE AND/OR OPERABLE BUTTON OF NEW DEVICE ABOVE FINISHED FLOOR

GENERAL DEMOLITION NOTES:

1. PAINT ALL EXISTING AREAS OF REMOVALS/ REPAIRS TO MATCH EXISTING COLOURS/ SHEEM/ WALL TEXTURES.
2. REMOVE ALL EXISTING FURNITURE FROM ALL AREAS OF WORK.
3. PATCH & REPAIR ALL SURFACES DAMAGED BY REMOVALS TO MAKE GOOD & MATCH EXISTING.

NO.	ISSUE & REVISIONS	DATE
3	ISSUED FOR TENDER	JAN 17 2019
2	ISSUED FOR PERMIT	DEC 4 2018
1	ISSUED FOR REVIEW	JULY 6 2018

SEAL

Not for construction unless SEALED and SIGNED.

PROJECT NORTH

P&R
PYE & RICHARDS ARCHITECTS INC
824 MEATH STREET OTTAWA ONTARIO K1Z 6B8
TEL: 613 724-7700 FAX: 613 724-1289
EMAIL: staff@pnrarch.com
WEBSITE: www.pyeandrichardsarchitects.com

PROJECT
SURGENOR TRUCK CENTRE EXPANSION
1571 LIVERPOOL COURT OTTAWA, ONTARIO

DRAWING
CONSTRUCTION PARTIAL GROUND FLOOR PLAN

DO NOT SCALE. REFER ANY DIMENSIONAL ERROR AND/ OR POSSIBLE TRADE INTERFERENCE/ CONFLICT TO THE ARCHITECT FOR CLARIFICATION PRIOR TO COMMENCEMENT OF THE WORK. THE CONDITIONS OF THE CONTRACT APPLY.

PROJECT NO. 18-18
SCALE - AS NOTED
DRAWN -
CHECKED -
PLOT DATE - 18 01 2019
DRAWING NO. **A-05**
PLOTED FROM: DRACO

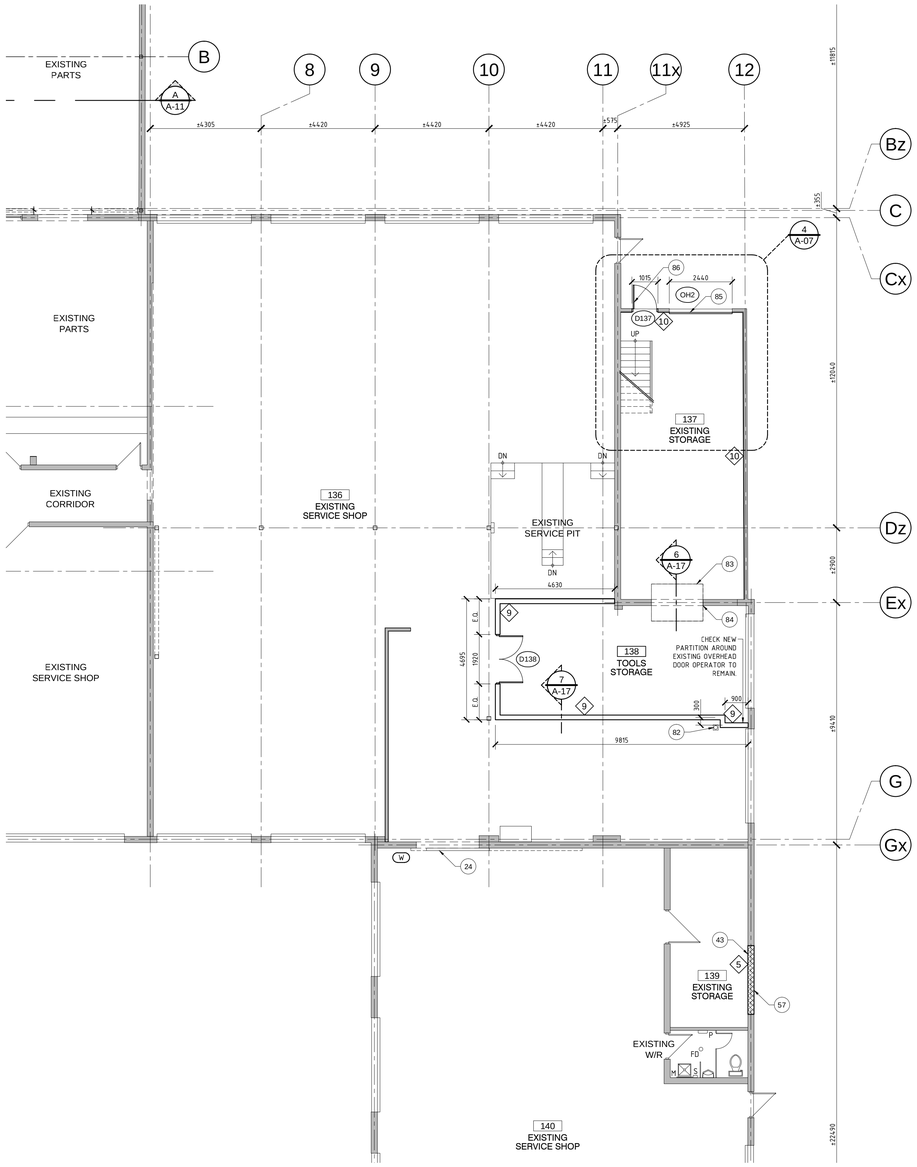

1 / A-06 PARTIAL GROUND FLOOR PLAN (SHOP AREA) - CONSTRUCTION
SCALE 1:100

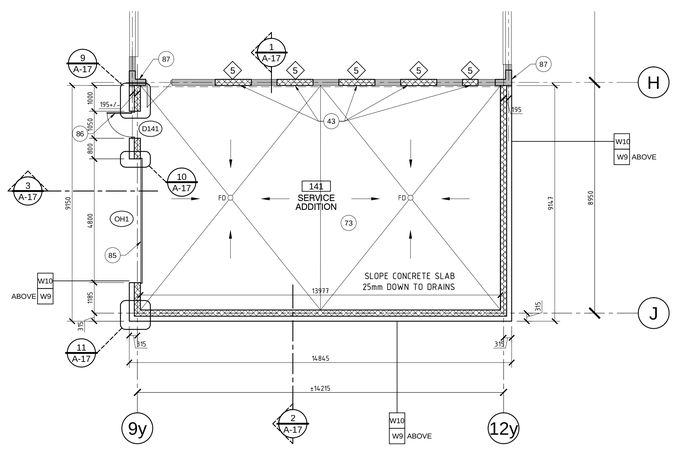

2 / A-06 PARTIAL GROUND FLOOR PLAN (SERVICE BAY) - CONSTRUCTION
SCALE 1:100

EXTERIOR WALL ASSEMBLIES

W1 ALUMINUM PANEL STUD WALL
ALUMINUM COMPOSITE PANEL ON
FASTENERS W/ SPACERS AS REQ'D ON
22mm HORIZONTAL HAT CHANNELS ON
75mm THERMAL SPACERS W/
75mm MINERAL FIBRE INSULATION ON
TYVEK AIR BARRIER ON
13mm GYPSUM SHEATHING ON
152-43mil STRUCT. STEEL STUDS @ 400mm O.C. W/
BATT INSULATION ON
6mil POLY VAPOUR BARRIER ON
16mm GYPSUM BOARD

W1F ALUMINUM PANEL STUD WALL - 1HR RATED (SB-2)
SAME AS W1 EXCEPT,
2 LAYERS 13mm TYPE 'X' GYPSUM BOARD ON INSIDE FACE

W2 ALUMINUM PANEL ACCENT WALL
ALUMINUM COMPOSITE PANEL ON
FASTENERS W/ SPACERS AS REQ'D ON
125mm HORIZONTAL GIRTS ON
75mm THERMAL SPACERS W/
75mm MINERAL FIBRE INSULATION ON
TYVEK AIR BARRIER ON
13mm GYPSUM SHEATHING ON
152-43mil STRUCT. STEEL STUDS @ 400mm O.C. W/
BATT INSULATION ON
6mil POLY VAPOUR BARRIER ON
16mm GYPSUM BOARD

W2F ALUMINUM PANEL ACCENT WALL - 1HR RATED (SB-2)
SAME AS W2 EXCEPT,
2 LAYERS 13mm TYPE 'X' GYPSUM BOARD ON INSIDE FACE

W3 ALUMINUM PANEL BLOCK WALL
ALUMINUM COMPOSITE PANEL ON
FASTENERS W/ SPACERS AS REQ'D ON
22mm HORIZONTAL HAT CHANNELS ON
75mm THERMAL SPACERS W/
75mm MINERAL FIBRE INSULATION ON
TYVEK AIR BARRIER ON
190mm CONCRETE BLOCK WALL ON
16mm GYPSUM BOARD (LAMINATED)

W4 ARCHITECTURAL BLOCK WALL BASE
90mm ARCHITECTURAL BLOCK W/
CLADDING TIES ANCHORED TO STUD FRAMING
30mm AIR SPACE ON
75mm MINERAL FIBRE INSULATION ON
TYVEK AIR BARRIER ON
13mm EXTERIOR GRADE PLYWOOD ON
152-43mil STRUCT. STEEL STUDS @ 400mm O.C. ON
6mil POLY VAPOUR BARRIER ON
16mm GYPSUM BOARD

W4F ARCHITECTURAL BLOCK VENEER WALL - 1HR RATED (SB-2)
SAME AS W4 EXCEPT,
2 LAYERS 13mm TYPE 'X' GYPSUM BOARD ON INSIDE FACE

W5 ARCHITECTURAL BLOCK ACCENT WALL BASE
90mm ARCHITECTURAL BLOCK W/
CLADDING TIES ANCHORED TO STUD FRAMING
130mm AIR SPACE ON
75mm MINERAL FIBRE INSULATION ON
TYVEK AIR BARRIER ON
13mm EXTERIOR GRADE PLYWOOD ON
152-43mil STRUCT. STEEL STUDS @ 400mm O.C. ON
6mil PYLY VAPOUR BARRIER ON
16mm GYPSUM BOARD

W5F ARCHITECTURAL BLOCK WALL BASE - 1HR RATED (SB-2)
SAME AS W5 EXCEPT,
2 LAYERS 13mm TYPE 'X' GYPSUM BOARD ON INSIDE FACE

W6 CONCRETE BLOCK INFILL WALL
240mm CONCRETE BLOCK ON
6mil POLY VAPOUR BARRIER ON
50mm MINERAL FIBRE INSULATION ON
2 LAYERS 13mm TYPE 'X' GYPSUM BOARD

W7 VERTICAL METAL SIDING ROOF WALL
VERTICAL METAL SIDING ON
22mm HORIZONTAL FURRING CHANNELS ON
75mm THERMAL SPACERS W/
75mm MINERAL FIBRE INSULATION ON
TYVEK AIR BARRIER ON
13mm GYPSUM SHEATHING ON
152-43mil STRUCT. STEEL STUDS @ 400mm O.C. ON
6mil POLY VAPOUR BARRIER ON
16mm GYPSUM BOARD

W8 ARCHITECTURAL BLOCK WALL ON BLOCK
90mm ARCHITECTURAL BLOCK W/
CLADDING TIES ANCHORED TO STUD FRAMING
30mm AIR SPACE ON
75mm MINERAL FIBRE INSULATION ON
TYVEK AIR BARRIER ON
190mm CONCRETE BLOCK WALL ON
16mm GYPSUM BOARD (LAMINATED)

W9 VERTICAL METAL SIDING BLOCK WALL (SERVICE BAY)
VERTICAL METAL SIDING ON
22mm HORIZONTAL FURRING CHANNELS
25mm AIR SPACE ON
75mm THERMAL SPACERS W/
75mm MINERAL FIBRE INSULATION ON
TYVEK AIR BARRIER ON
240mm CONCRETE BLOCK WALL

W10 ARCHITECTURAL BLOCK WALL (SERVICE BAY)
90mm ARCHITECTURAL BLOCK W/
CLADDING TIES ANCHORED TO STUD FRAMING
30mm AIR SPACE ON
75mm MINERAL FIBRE INSULATION ON
TYVEK AIR BARRIER ON
240mm CONCRETE BLOCK WALL

***** TYPICAL FOR EXTERIOR WALLS W/ BRACE FRAMES
(SAME AS THE LISTED ASSEMBLY EXCEPT
PROVIDE 25mm HORIZONTAL FURRING CHANNELS ON
INTERIOR SIDE OF STEEL STUDS TO SUPPORT
GYPSUM BOARD (SEE PLAN DETAILS)

NEW ASSEMBLY TYPES

INTERIOR PARTITION TYPES

1 GYPSUM PARTITION, FULL HEIGHT
16mm GYPSUM BOARD ON BOTH SIDES OF
92mm STEEL STUDS @ 400mm O.C.
C/W BATT INSULATION FILLING STUD VOID
(EXTEND PARTITION FULL HEIGHT TO U/S ROOF DECK.
PROVIDE MOISTURE-RESISTANT GYPSUM ON
WASHROOM SIDE ONLY, WHERE APPLICABLE.)

2 GYPSUM PARTITION, CEILING HEIGHT
16mm GYPSUM BOARD ON BOTH SIDES OF
92mm STEEL STUDS @ 400mm O.C.
C/W BATT INSULATION FILLING STUD VOID
EXTEND STUDS FULL HT
(TERMINATE GYPSUM ABOVE FINISHED CEILING)

3 GYPSUM PARTITION, FULL HEIGHT
16mm GYPSUM BOARD ON BOTH SIDES OF
152mm STEEL STUDS @ 400mm O.C.
C/W BATT INSULATION FILLING STUD VOID
(EXTEND PARTITION TO U/S ROOF DECK)
PROVIDE MOISTURE-RESISTANT GYPSUM ON
WASHROOM SIDE ONLY, WHERE APPLICABLE.)

4 GYPSUM PARTITION (INFILL WALL AT DOUBLE BRACING)
16mm GYPSUM BOARD ON BOTH SIDES OF
2 ROWS 152mm STEEL STUDS @ 400mm O.C.
C/W BATT INSULATION FILLING STUD VOID
(EXTEND PARTITION TO U/S ROOF DECK)
PROVIDE MOISTURE-RESISTANT GYPSUM ON
WASHROOM SIDE ONLY, WHERE APPLICABLE.)

5 MASONRY CONCRETE BLOCK INFILL (TYP.)
±240mm MASONRY CONCRETE BLOCK

6 GYPSUM PARTITION (FURRED WALL)
16mm GYPSUM BOARD ON THIS SIDE OF
92mm STEEL STUDS @ 400mm O.C.
(EXTEND PARTITION TO U/S CEILING)
PROVIDE MOISTURE-RESISTANT GYPSUM ON
WASHROOM SIDE ONLY, WHERE APPLICABLE.)

7 1 HR FIRE RATED ULC W407
1 LAYER 16mm TYPE 'X' GYPSUM
BOARD ON BOTH SIDES OF
92mm STEEL STUDS @ 400mm O.C.
(EXTEND PARTITION FULL HT, FIRESTOP ALL
PERIMETERS AND PENETRATIONS)

8 GYPSUM LAMINATE
LAMINATED 16mm GYPSUM BOARD ON EXISTING

9 FULL HEIGHT, STUD WALL
16mm GTS PLYWOOD ON BOTH SIDES OF
20ga. 152mm STEEL STUDS @ 400mm O.C.

10 FULL HEIGHT, METAL LINER
METAL LINER ON THIS SIDE OF
EXISTING PLYWOOD

11 3/4 HR FIRE RATED COLUMN PARTITION
16mm TYPE 'X' GYPSUM BOARD ON
41mm STEEL STUDS
(EXTEND PARTITION FULL HT, FIRESTOP
ALL PERIMETERS AND PENETRATIONS)

12 1 HR FIRE RATED ULC W407
1 LAYER 16mm TYPE 'X' GYPSUM
BOARD ON BOTH SIDES OF
152mm STEEL STUDS @ 400mm O.C.
C/W BATT INSULATION IN STUD VOID
(EXTEND PARTITION FULL HT, FIRESTOP ALL
PERIMETERS AND PENETRATIONS)

13 TECTUM PARTITION, FULL HEIGHT
1 LAYER 25mm TECTUM PANELS ON THIS SIDE OF
92mm STEEL STUDS @ 400mm O.C.
C/W BATT INSULATION IN STUD VOID
(EXTEND PARTITION FULL HT)

14 CHASE PARTITION
16mm GYPSUM BOARD ON
41mm STEEL STUDS @ 400mm O.C.
EXTEND STUDS FULL HT
(TERMINATE GYPSUM ABOVE FINISHED CEILING)

15 1HR RATED GYPSUM FURRED PARTITION
2 LAYERS OF 13mm TYPE 'X' GYPSUM BOARD ON
64mm STEEL STUDS @ 400mm O.C.
(EXTEND PARTITION FULL HT, FIRESTOP ALL
PERIMETERS AND PENETRATIONS)

60 NEW ROOF TOP UNIT ON NEW CURB. REFER TO MECHANICAL AND STRUCTURAL

61 REMOVE EXISTING SHIPPING CONTAINER.

62 NEW SINK IN NEW MILLWORK BASE CABINET. SEE MECHANICAL & MILLWORK DETAILS.

63 NEW VENDING MACHINES PROVIDED BY OWNER.

64 NEW FORCE FLOW HEATER MOUNTED ON GYPSUM BOARD PARTITION. REFER TO MECHANICAL.

65 SAWCUT EXISTING SLAB ON GRADE FOR WATER SERVICE. CORE DRILL EXISTING FOUNDATION WALL. REINSTATE WITH GRANULAR A, BACKFILL, 6mil POLY VAPOUR BARRIER AND 125mm CONCRETE SLAB. SEE STRUCTURAL

66 INFILL W/ NEW CONCRETE BLOCK TO SUIT. TIE IN W/ NEW STRUCTURAL COLUMN. SEE STRUCTURAL FOR CONNECTION.

67 INSTALL NEW ROLLER BLINDS ON U/S OF WINDOW HEAD. (TYPICAL FOR ALL WINDOWS)

68 SAWCUT EXISTING SLAB ON GRADE FOR NEW STORM WATER SERVICE. CORE DRILL. EXISTING FOUNDATION WALL REINSTATE WITH GRANULAR A, BACKFILL, 6mil POLY VAPOUR BARRIER AND 125mm CONCRETE SLAB. SEE STRUCTURAL. COORDINATE W/ MECHANICAL

69 EXISTING COLUMN TO REMAIN. PROTECT DURING REMOVALS

70 EXISTING ELECTRICAL PANEL AND TRANSFORMER TO REMAIN. PROTECT DURING REMOVALS

71 NEW PORCELAIN TILE FLOOR & BASE (SEE ROOM FINISH SCHEDULE)

72 INSTALL NEW FIRE RATED SLIDING FIRE SHUTTER ON EXISTING BLOCK WALL.

73 NEW CONCRETE FLOOR ASSEMBLY. SEE FLOOR ASSEMBLIES & WALL SECTIONS

74 ENCLOSE EXISTING COLUMN IN GYPSUM PARTITION. SEE PARTITION TYPES

75 EXISTING VCT & BASE TO REMAIN.

76 PATCH & REPAIR SURFACES AT AREA OF REMOVALS. MAKE GOOD & PAINT TO MACH EXISTING.

77 INSTALL NEW VCT & BASE (SEE ROOM FINISH SCHEDULE) PATCH/ REPAIR BETWEEN REMOVALS & EXISTING.

78 PROVIDE NEW UPPERS. REMOVE EXISTING COUNTERTOP & NEW PLAM COUNTERTOPS ON EXISTING BASE CABINETS. SEE INTERIOR ELEVATIONS.

79 PROVIDE 1:8 TRANSITION SLOPE (±50mm) AT DOOR OPENING.

80 BLAST TRACK EXISTING SLAB, SKIM COAT AND APPLY EPOXY PAINT

81 INSTALL DOOR OPERATOR ON NEW BOLLARD (TYP. DETAIL 2/A-01). SEE ELECTRICAL FOR UNDERGROUND WIRING CONNECTION TO NEW DOOR.

82 INSTALL NEW STEEL BOLLARD W/ PLATE ANCHORED INTO EXISTING CONCRETE SLAB TO PROTECT PARTITION CORNER.

83 INFILL W/ NEW 150mm CONCRETE DOWELED INTO EXISTING. SEE SECTION 6/A-17

84 TOOTH IN CONCRETE BLOCKS FOR NEW OPENING.

85 INSTALL NEW OVERHEAD DOOR C/W TRACK SYSTEM & OPERATOR. SEE ELECTRICAL

86 NEW INSULATED HOLLOW METAL DOOR W/ INSULATED PRESSED STEEL FRAME. SEE DOOR SCHEDULE

87 SEE STRUCTURAL FOR GROUTING EXISTING BLOCK & CONNECTION TO NEW STEEL COLUMN.

88 BELOW GRADE FOUNDATION WALL. REFER TO STRUCTURAL

DEMOLITION & NEW FLOOR PLAN NOTES:

1 REMOVE EXISTING GLAZED ALUMINUM ENTRANCE FRAME C/W DOOR & HARDWARE.

2 REMOVE EXISTING GLAZED INTERIOR FRAMING & DOOR

3 REMOVE EXISTING CONCRETE SLAB ON GRADE.

4 REMOVE EXISTING CLOSET DOORS & SHELVES.

5 REMOVE EXISTING TYPICAL ALUMINUM FRAMED GLAZED UNIT C/W BLINDS.

6 REMOVE AND DISPOSE OF EXISTING MILLWORK.

7 REMOVE EXISTING STRUCTURAL STEEL COLUMN. (SEE STRUCTURAL)

8 REMOVE EXISTING BLOCK ON BEAM ABOVE CEILING.

9 REMOVE EXISTING DOOR & FRAME.

10 REMOVE EXISTING CONCRETE BLOCK, FOUNDATIONS & FOOTINGS.

11 REMOVE EXISTING INTERIOR GYPSUM PARTITION.

12 REMOVE EXISTING PLUMBING FIXTURES IN EXISTING WASHROOMS. REFER TO MECHANICAL DRAWINGS.

13 REMOVE EXISTING WASHROOM ACCESSORIES IN EXISTING WASHROOMS.

14 TEMPORARILY REMOVE EXISTING GAS METER. REINSTALL TO SUIT NEW CONSTRUCTION. REFER TO MECHANICAL

15 SAW CUT EXISTING BLOCK WALL FOR NEW DOOR OPENING. (SEE STRUCTURAL)

16 SAWCUT AND REMOVE EXISTING EXTERIOR BLOCK WALL AND EXISTING WINDOW UNIT.

17 EXISTING EXTERIOR WALL MOUNTED LADDER TO REMAIN.

18 REMOVE EXISTING L.I.T. CEILING ABOVE.

19 REMOVE EXISTING CERAMIC FLOOR TILE & BASE. PROVIDE NEW 3mm LEVELLING SKIM COAT.

20 SAW CUT AND REMOVE EXISTING FLOOR SLAB TO RECONNECT EXISTING PLUMBING LINE TO NEW FIXTURES. REFER TO MECHANICAL. REINSTATE WITH MINIMUM 100mm CONCRETE ON POLY ON GRANULAR A.

21 SAWCUT AND REMOVE PART OF EXISTING BLOCK WALL FOR STRUCTURAL TIE-IN. REFER TO STRUCTURAL.

22 REMOVE EXISTING DE-MOUNTABLE PARTITIONS.

23 REMOVE EXISTING SLIDING GATE.

24 REINSTATE FUSIBLE LINK TO EXISTING SLIDING 2 HR FIRE DOOR AFTER HARDWARE REPAIR AS REQ'D.

25 REMOVE EXISTING HIGH LEVEL WINDOWS.

26 SAWCUT & REMOVE PART OF EXISTING OWSJ & STEEL DECK (SEE STRUCTURAL). SHORE EXISTING STRUCTURE AS REQ'D.

27 REMOVE EXISTING ROOF ASSEMBLY, FLASHINGS, CURBS.

28 EXISTING METAL LOCKERS TO BE REMOVED BY OWNER.

29 REMOVE EXISTING VCT AND BASE.

30 REMOVE EXISTING RWL ON LOW ROOF AND PIPE PENETRATION THRU UPPER WALL CLADDING. SPRAY FOAM OPENING IN WALL & PATCH METAL SIDING. MATCH TEMPORARY PROVISION FOR DRAINAGE DURING CONSTRUCTION.

31 PROTECT EXISTING SATELLITE DISH. DISCONNECT & RECONNECT CABLE AFTER ROOF WORK.

32 REMOVE EXISTING BASE & DRYWALL BULKHEAD ABOVE.

33 REMOVE CRACKED CONCRETE BLOCK AT PILASTER. CORNER INSTALL NEW 290 CONCRETE BLOCK. GROUT SOLID, & TOOTH INTO EXISTING. ALLOW FOR 2.4M HT x 1 BLOCK WIDE (TYP.)

34 REMOVE EXISTING METAL CLADDING FASCIA & GIRTS.

35 REMOVE EXISTING LOUVRE (REFER TO MECHANICAL). INFILL OPENING W/ CONCRETE BLOCK.

36 CONSTRUCT TEMPORARY FULL HT. WALL:
13mm GYPSUM SHEATHING
92mm STEEL STUDS
BATT INSULATION
13mm GYPSUM BOARD
(CAULK & TAPE ALL PERIMETERS FOR DRAFT SEAL)

37 REMOVE EXISTING SHOWER STALL, DOORS, PLUMBING FIXTURES, CURTAIN & ROD. CAP PLUMBING SERVICES. PATCH/ REPAIR SURFACES AFFECTED BY REMOVALS. SEE MECHANICAL. PATCH CONCRETE SLAB AT SANITARY. DRAIN

38 RECESSED FLOOR MONUMENT. SEE ELECTRICAL

39 1m X 1m RECESSED FLOOR MAT TRAY.

40 PROVIDE POWER FOR MICROWAVE & COFFEE MACHINE (N.I.C.). SEE ELECTRICAL

41 NEW COAT ROD IN CLOSET @ 1825mm A.F.F. SEE 5/A-05

42 DOUBLE STRUCTURAL BRACING W/ 50mm EXPANSION GAP IN BETWEEN

43 INFILL OPENING WITH CONCRETE BLOCK TO MATCH EXISTING. PATCH/ REPAIR DAMAGED WALL AREAS AND MAKE GOOD.

44 NEW MILLWORK. SEE A-18 FOR MILLWORK DETAILS

45 NEW WALL-MOUNTED PROJECTOR SCREEN.

46 REMOVE EXISTING DRYWALL INFILL ON BOTH SIDES OF PARTITION. REMOVE EXISTING GLAZED SCREEN. INSTALL NEW PS GLAZED FRAME & FIRE SHUTTER ON OFFICE SIDE. SEE DETAIL 8/A-17 & DOOR ELEVATIONS.

47 NEW STAIR TREAD TO MATCH NEW GROUND FLOOR FLOORING FINISHES.

48 50mm EXPANSION COVER PLATE IN GYPSUM BOAR.

49 REINSTATE EXISTING GAS METER ON EXISTING BLOCK WALL. SEE MECHANICAL

50 INFILL EXISTING OPENING IN EXTERIOR WALL TO MATCH EXISTING WALL ASSEMBLY.

51 BULKHEAD ABOVE CLOSET AREA

52 NEW ALUMINUM COMPOSITE PANEL FASTENED ONTO STRUCTURAL STEEL CANOPY COLUMN. SEE DETAILS

53 NEW CONCRETE CURB. SEE CIVIL.

54 EDGE OF NEW CANOPY OVERHANG ABOVE.

55 NEW FULL-HEIGHT ACCORDION SECURITY LOCKABLE SCREEN.

56 50mm EXPANSION JOINT IN CLADDING W/ BATT INSULATION FILLING VOID.

57 PAINT EXTERIOR SIDE OF NEW BLOCK TO MATCH EXISTING.

58 SAWCUT & REMOVE EXISTING BLOCK TO CREATE 2.0M WIDE X 2.2M HT OPENING. PATCH, REPAIR SLAB & BLOCKS & PAINT SURFACES AFFECTED BY REMOVALS.

59 NEW 18ga. CLEAR ANODIZED ALUMINUM ON 16mm GYPSUM BOARD ON BOTH SIDES OF 92mm STEEL STUD POST.

SURGENOR TRUCK GROUP

LEGEND:

- WALL PARTITION
- DOOR SYMBOL
- REMOVALS
- FULL HEIGHT CERAMIC TILE
- X / X X — ROOM NUMBER & ROOM NAME
- X — PARTITION TYPE
- D X — DOOR NUMBER
- X — WINDOW TYPE
- W X — EXTERIOR WALL TYPE
- X — DRAWING NOTE
- FE — FIRE EXTINGUISHER
- A — AUTO DOOR OPERATOR
- FF — FORCE FLOW HEATER (SEE ELECTRICAL)
- EP — ELECTRICAL PANEL (SEE ELECTRICAL)
- TR — ELECTRICAL TRANSFORMER BOX (SEE ELECTRICAL)
- HB — SIAMESE CONNECTION (SEE MECHANICAL)
- G — EXISTING GAS METER (SEE MECHANICAL)
- W — EXISTING WATER METER (SEE MECHANICAL)

GENERAL DEMOLITION NOTES:

1. PAINT ALL EXISTING AREAS OF REMOVALS/ REPAIRS TO MATCH EXISTING COLOURS/ SHEEN/ WALL TEXTURES.
2. REMOVE ALL EXISTING FURNITURE FROM ALL AREAS OF WORK.
3. PATCH & REPAIR ALL SURFACES DAMAGED BY REMOVALS TO MAKE GOOD & MATCH EXISTING.

NO.	ISSUE & REVISIONS	DATE
3	ISSUED FOR TENDER	JAN 17 2019
2	ISSUED FOR PERMIT	DEC 4 2018
1	ISSUED FOR REVIEW	JULY 6 2018

SEAL

Not for construction unless SEALED and SIGNED.

PROJECT NORTH

P&R
PYE & RICHARDS ARCHITECTS INC
824 MEATH STREET OTTAWA ONTARIO K1Z 6E8
TEL: 613 724-7700 FAX: 613 724-1289
EMAIL: staff@pnrarch.com
WEBSITE: www.pyeandrichardsarchitects.com

PROJECT
SURGENOR TRUCK CENTRE EXPANSION
1571 LIVERPOOL COURT OTTAWA, ONTARIO

DRAWING
CONSTRUCTION PARTIAL
GROUND FLOOR PLAN

DO NOT SCALE. REFER ANY DIMENSIONAL ERROR AND/ OR POSSIBLE TRADE INTERFERENCE/ CONFLICT TO THE ARCHITECT FOR CLARIFICATION PRIOR TO COMMENCEMENT OF THE WORK. THE CONDITIONS OF THE CONTRACT APPLY.

PROJECT NO. 18-18	DRAWING NO. A-06
SCALE - AS NOTED	
DRAWN -	
CHECKED -	
PLOT DATE - 18 01. 2019	PLOTED FROM: DRACO

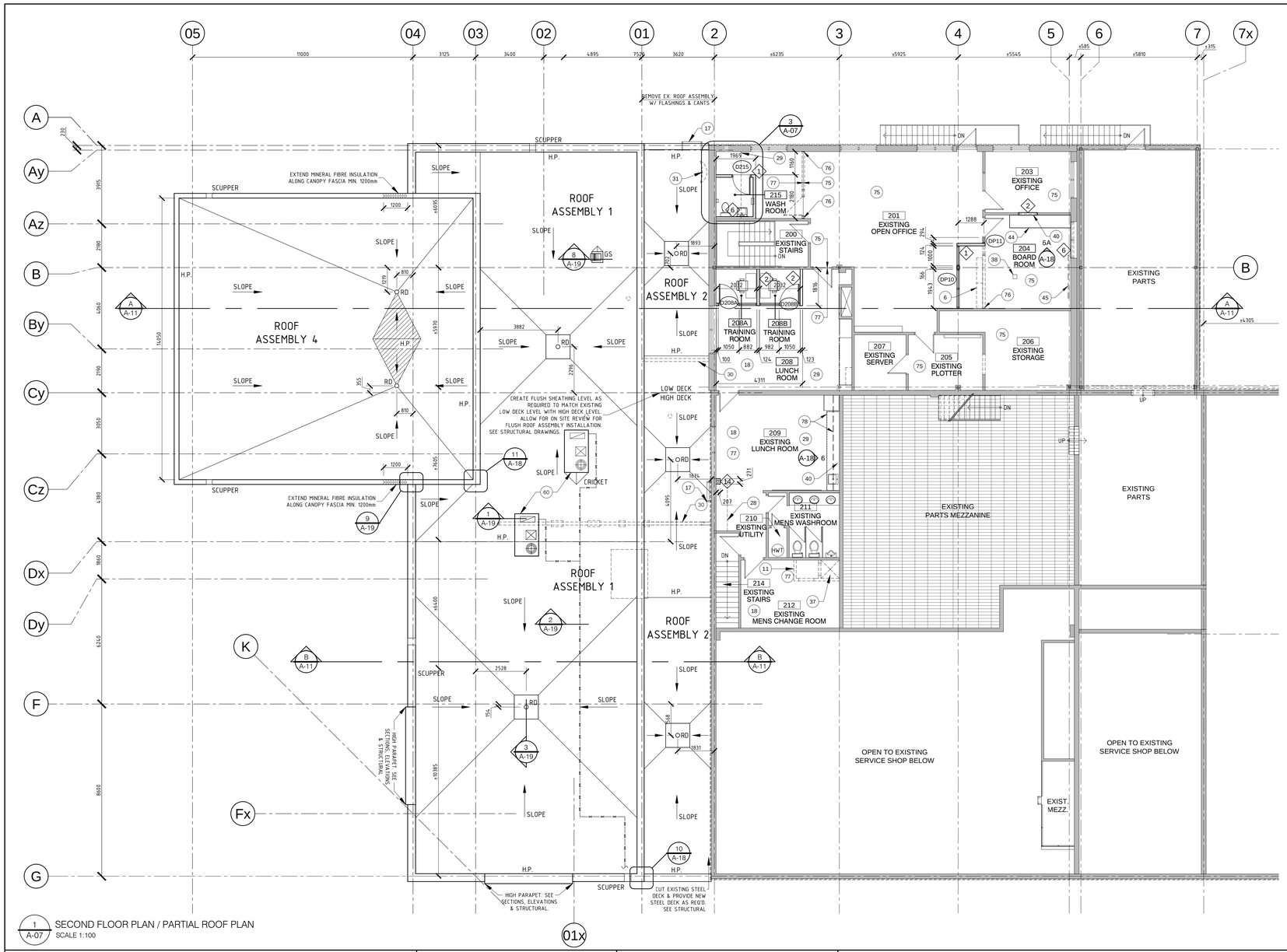

1 / A-07 SECOND FLOOR PLAN / PARTIAL ROOF PLAN
SCALE 1:100

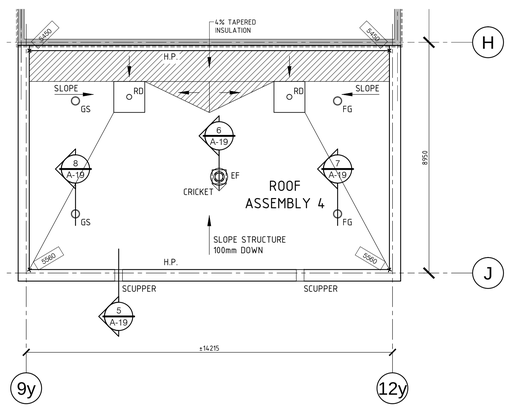

2 / A-07 PARTIAL ROOF PLAN
SCALE 1:100

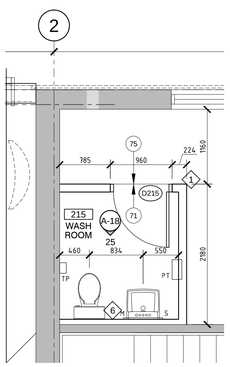

3 / A-07 PARTIAL SECOND FLOOR PLAN
SCALE 1:40

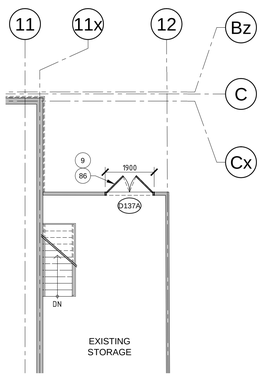

4 / A-07 UPPER EXISTING STORAGE - RM137
SCALE 1:100

ROOF LEGEND

- FG FLUE GAS
- EV EXHAUST VENT

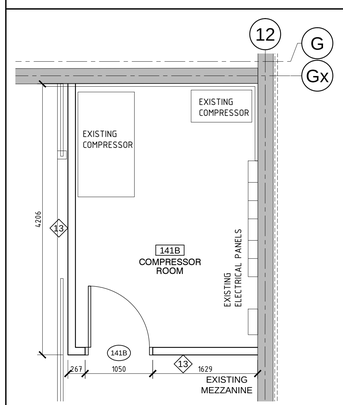

5 / A-07 EXISTING MEZZANINE AREA
SCALE 1:40

ROOF LEGEND

- RD ROOF DRAIN
- NEW TAPERED INSULATION
- NEW PARAPET CAP FLASHING
- RD NEW ROOF DRAIN
- NEW ROOFTOP UNIT
- EF NEW EXHAUST FAN
- X U/S STEEL DECK HEIGHT A.F.F.

79 PROVIDE 1:8 TRANSITION SLOPE (±50mm) AT DOOR OPENING.
80 BLAST TRACK EXISTING SLAB, SKIM COAT AND APPLY EPOXY PAINT
81 INSTALL DOOR OPERATOR ON NEW BOLLARD (TYP. DETAIL 2/A-01). SEE ELECTRICAL FOR UNDERGROUND WIRING CONNECTION TO NEW DOOR.
82 INSTALL NEW STEEL BOLLARD W/ PLATE ANCHORED INTO EXISTING CONCRETE SLAB TO PROTECT PARTITION CORNER.
83 INFILL W/ NEW 150mm CONCRETE DOWELED INTO EXISTING. SEE SECTION 6/A-17
84 TOOTH IN CONCRETE BLOCKS FOR NEW OPENING.
85 INSTALL NEW OVERHEAD DOOR C/W TRACK SYSTEM & OPERATOR. SEE ELECTRICAL
86 NEW INSULATED HOLLOW METAL DOOR W/ INSULATED PRESSED STEEL FRAME. SEE DOOR SCHEDULE
87 SEE STRUCTURAL FOR GROUTING EXISTING BLOCK & CONNECTION TO NEW STEEL COLUMN.
88 BELOW GRADE FOUNDATION WALL. REFER TO STRUCTURAL

ROOF ASSEMBLIES

R1 ROOF ASSEMBLY 1:
2 PLY MOD BIT MEMBRANE
6mm PROTECTION BOARD
2% TAPERED ISO INSULATION
75mm BASE LAYER OF ISO INSULATION
VAPOUR BARRIER
13mm GYPSUM SHEATHING
38mm STEEL DECK

R2 ROOF ASSEMBLY 2:
2 PLY MOD BIT MEMBRANE
6mm PROTECTION BOARD
2% TAPERED ISO INSULATION
90mm BASE LAYER OF ISO INSULATION
VAPOUR BARRIER
13mm GYPSUM SHEATHING
38mm STEEL DECK

R3 ROOF ASSEMBLY 3:
2 PLY MOD BIT MEMBRANE
13mm CEMENT BOARD
38mm STEEL DECK

R4 ROOF ASSEMBLY 4:
2 PLY MOD BIT MEMBRANE
6mm PROTECTION BOARD
2% TAPERED ISO INSULATION
150mm BASE LAYER OF ISO INSULATION
VAPOUR BARRIER
13mm GYPSUM SHEATHING
38mm STEEL DECK

NEW ASSEMBLY TYPES

INTERIOR PARTITION TYPES

1 GYPSUM PARTITION, FULL HEIGHT
16mm GYPSUM BOARD ON BOTH SIDES OF
92mm STEEL STUDS @ 400mm O.C.
C/W BATT INSULATION FILLING STUD VOID
(EXTEND PARTITION FULL HEIGHT TO U/S ROOF DECK. PROVIDE MOISTURE-RESISTANT GYPSUM ON WASHROOM SIDE ONLY, WHERE APPLICABLE.)

2 GYPSUM PARTITION, CEILING HEIGHT
16mm GYPSUM BOARD ON BOTH SIDES OF
92mm STEEL STUDS @ 400mm O.C.
C/W BATT INSULATION FILLING STUD VOID
(EXTEND STUDS FULL HT
(TERMINATE GYPSUM ABOVE FINISHED CEILING)

3 GYPSUM PARTITION, FULL HEIGHT
16mm GYPSUM BOARD ON BOTH SIDES OF
152mm STEEL STUDS @ 400mm O.C.
C/W BATT INSULATION FILLING STUD VOID
(EXTEND PARTITION TO U/S ROOF DECK)
PROVIDE MOISTURE-RESISTANT GYPSUM ON WASHROOM SIDE ONLY, WHERE APPLICABLE.)

4 GYPSUM PARTITION (INFILL WALL AT DOUBLE BRACING)
16mm GYPSUM BOARD ON BOTH SIDES OF
2 ROWS 152mm STEEL STUDS @ 400mm O.C.
C/W BATT INSULATION FILLING STUD VOID
(EXTEND PARTITION TO U/S ROOF DECK)
PROVIDE MOISTURE-RESISTANT GYPSUM ON WASHROOM SIDE ONLY, WHERE APPLICABLE.)

5 MASONRY CONCRETE BLOCK INFILL (TYP.)
±240mm MASONRY CONCRETE BLOCK

6 GYPSUM PARTITION (FURRED WALL)
16mm GYPSUM BOARD ON THIS SIDE OF
92mm STEEL STUDS @ 400mm O.C.
(EXTEND PARTITION TO U/S CEILING)
PROVIDE MOISTURE-RESISTANT GYPSUM ON WASHROOM SIDE ONLY, WHERE APPLICABLE.)

7 1 HR FIRE RATED ULC W407
1 LAYER 16mm TYPE 'X' GYPSUM
BOARD ON BOTH SIDES OF
92mm STEEL STUDS @ 400mm O.C.
(EXTEND PARTITION FULL HT, FIRESTOP ALL PERIMETERS AND PENETRATIONS)

8 GYPSUM LAMINATE
LAMINATED 16mm GYPSUM BOARD ON EXISTING

9 FULL HEIGHT, STUD WALL
16mm GIS PLYWOOD ON BOTH SIDES OF
20ga. 152mm STEEL STUDS @ 400mm O.C.

10 FULL HEIGHT, METAL LINER
METAL LINER ON THIS SIDE OF
EXISTING PLYWOOD

11 3/4 HR FIRE RATED COLUMN PARTITION
16mm TYPE 'X' GYPSUM BOARD ON
41mm STEEL STUDS
(EXTEND PARTITION FULL HT, FIRESTOP ALL PERIMETERS AND PENETRATIONS)

12 1 HR FIRE RATED ULC W407
1 LAYER 16mm TYPE 'X' GYPSUM
BOARD ON BOTH SIDES OF
152mm STEEL STUDS @ 400mm O.C.
C/W BATT INSULATION IN STUD VOID
(EXTEND PARTITION FULL HT, FIRESTOP ALL PERIMETERS AND PENETRATIONS)

13 TECTUM PARTITION, FULL HEIGHT
1 LAYER 25mm TECTUM PANELS ON THIS SIDE OF
92mm STEEL STUDS @ 400mm O.C.
C/W BATT INSULATION IN STUD VOID
(EXTEND PARTITION FULL HT)

14 CHASE PARTITION
16mm GYPSUM BOARD ON
41mm STEEL STUDS @ 400mm O.C.
EXTEND STUDS FULL HT
(TERMINATE GYPSUM ABOVE FINISHED CEILING)

15 1HR RATED GYPSUM FURRED PARTITION
2 LAYERS OF 13mm TYPE 'X' GYPSUM BOARD ON
64mm STEEL STUDS @ 400mm O.C.
(EXTEND PARTITION FULL HT, FIRESTOP ALL PERIMETERS AND PENETRATIONS)

60 NEW ROOF TOP UNIT ON NEW CURB. REFER TO MECHANICAL AND STRUCTURAL
61 REMOVE EXISTING SHIPPING CONTAINER.
62 NEW SINK IN NEW MILLWORK BASE CABINET. SEE MECHANICAL & MILLWORK DETAILS
63 NEW VENDING MACHINES PROVIDED BY OWNER.
64 NEW FORCE FLOW HEATER MOUNTED ON GYPSUM BOARD PARTITION. REFER TO MECHANICAL.
65 SAWCUT EXISTING SLAB ON GRADE FOR WATER SERVICE. CORE DRILL EXISTING FOUNDATION WALL. REINSTATE WITH GRANULAR A, BACKFILL, 6mil POLY VAPOUR BARRIER AND 125mm CONCRETE SLAB. SEE STRUCTURAL
66 INFILL W/ NEW CONCRETE BLOCK TO SUIT. TIE IN W/ NEW STRUCTURAL COLUMN. SEE STRUCTURAL FOR CONNECTION.
67 INSTALL NEW ROLLER BLINDS ON U/S OF WINDOW HEAD. (TYPICAL FOR ALL WINDOWS)
68 SAWCUT EXISTING SLAB ON GRADE FOR NEW STORM WATER SERVICE. CORE DRILL EXISTING FOUNDATION WALL REINSTATE WITH GRANULAR A, BACKFILL, 6mil POLY VAPOUR BARRIER AND 125mm CONCRETE SLAB. SEE STRUCTURAL. COORDINATE W/ MECHANICAL
69 EXISTING COLUMN TO REMAIN. PROTECT DURING REMOVALS
70 EXISTING ELECTRICAL PANEL AND TRANSFORMER TO REMAIN. PROTECT DURING REMOVALS
71 NEW PORCELAIN TILE FLOOR & BASE (SEE ROOM FINISH SCHEDULE)
72 INSTALL NEW FIRE RATED SLIDING FIRE SHUTTER ON EXISTING BLOCK WALL.
73 NEW CONCRETE FLOOR ASSEMBLY. SEE FLOOR ASSEMBLIES & WALL SECTIONS
74 ENCLOSE EXISTING COLUMN IN GYPSUM PARTITION. SEE PARTITION TYPES
75 EXISTING VCT & BASE TO REMAIN.
76 PATCH & REPAIR SURFACES AT AREA OF REMOVALS. MAKE GOOD & PAINT TO MACH EXISTING.
77 INSTALL NEW VCT & BASE (SEE ROOM FINISH SCHEDULE) PATCH/ REPAIR BETWEEN REMOVALS & EXISTING.
78 PROVIDE NEW UPPERS. REMOVE EXISTING COUNTERTOP & NEW PLAM COUNTERTOPS ON EXISTING BASE CABINETS. SEE INTERIOR ELEVATIONS.

DEMOLITION & NEW FLOOR PLAN NOTES:

1 REMOVE EXISTING GLAZED ALUMINUM ENTRANCE FRAME C/W DOOR & HARDWARE.
2 REMOVE EXISTING GLAZED INTERIOR FRAMING & DOOR
3 REMOVE EXISTING CONCRETE SLAB ON GRADE.
4 REMOVE EXISTING CLOSET DOORS & SHELVES.
5 REMOVE EXISTING TYPICAL ALUMINUM FRAMED GLAZED UNIT C/W BLINDS.
6 REMOVE AND DISPOSE OF EXISTING MILLWORK.
7 REMOVE EXISTING STRUCTURAL STEEL COLUMN. (SEE STRUCTURAL)
8 REMOVE EXISTING BLOCK ON BEAM ABOVE CEILING.
9 REMOVE EXISTING DOOR & FRAME.
10 REMOVE EXISTING CONCRETE BLOCK, FOUNDATIONS & FOOTINGS.
11 REMOVE EXISTING INTERIOR GYPSUM PARTITION.
12 REMOVE EXISTING PLUMBING FIXTURES IN EXISTING WASHROOMS. REFER TO MECHANICAL DRAWINGS.
13 REMOVE EXISTING WASHROOM ACCESSORIES IN EXISTING WASHROOMS.
14 TEMPORARILY REMOVE EXISTING GAS METER. REINSTALL TO SUIT NEW CONSTRUCTION. REFER TO MECHANICAL
15 SAW CUT EXISTING BLOCK WALL FOR NEW DOOR OPENING. (SEE STRUCTURAL)
16 SAWCUT AND REMOVE EXISTING EXTERIOR BLOCK WALL AND EXISTING WINDOW UNIT.
17 EXISTING EXTERIOR WALL MOUNTED LADDER TO REMAIN.
18 REMOVE EXISTING L.I.T. CEILING ABOVE.
19 REMOVE EXISTING CERAMIC FLOOR TILE & BASE. PROVIDE NEW 3mm LEVELLING SKIM COAT.
20 SAW CUT AND REMOVE EXISTING FLOOR SLAB TO RECONNECT EXISTING PLUMBING LINE TO NEW FIXTURES. REFER TO MECHANICAL. REINSTATE WITH MINIMUM 100mm CONCRETE ON POLY ON GRANULAR A.
21 SAWCUT AND REMOVE PART OF EXISTING BLOCK WALL FOR STRUCTURAL TIE-IN. REFER TO STRUCTURAL.
22 REMOVE EXISTING DE-MOUNTABLE PARTITIONS.
23 REMOVE EXISTING SLIDING GATE.
24 REINSTATE FUSIBLE LINK TO EXISTING SLIDING 2 HR FIRE DOOR AFTER HARDWARE REPAIR AS REQ'D.
25 REMOVE EXISTING HIGH LEVEL WINDOWS.
26 SAWCUT & REMOVE PART OF EXISTING OWSJ & STEEL DECK (SEE STRUCTURAL). SHORE EXISTING STRUCTURE AS REQ'D.
27 REMOVE EXISTING ROOF ASSEMBLY, FLASHINGS, CURBS.
28 EXISTING METAL LOCKERS TO BE REMOVED BY OWNER.
29 REMOVE EXISTING VCT AND BASE.
30 REMOVE EXISTING RWL ON LOW ROOF AND PIPE PENETRATION THRU UPPER WALL CLADDING. SPRAY FOAM OPENING IN WALL & PATCH METAL SIDING. MATCH TEMPORARY PROVISION FOR DRAINAGE DURING CONSTRUCTION.
31 PROTECT EXISTING SATELLITE DISH. DISCONNECT & RECONNECT CABLE AFTER ROOF WORK.
32 REMOVE EXISTING BASE & DRYWALL BULKHEAD ABOVE.
33 REMOVE CRACKED CONCRETE BLOCK AT PILASTER. CORNER INSTALL NEW 290 CONCRETE BLOCK. GROUT SOLID, & TOOTH INTO EXISTING. ALLOW FOR 2.4M HT x 1 BLOCK WIDE (TYP.)
34 REMOVE EXISTING METAL CLADDING FASCIA & GIRTS.
35 REMOVE EXISTING LOUVRE (REFER TO MECHANICAL). INFILL OPENING W/ CONCRETE BLOCK.
36 CONSTRUCT TEMPORARY FULL HT. WALL:
13mm GYPSUM SHEATHING
92mm STEEL STUDS
BATT INSULATION
13mm GYPSUM BOARD
(CAULK & TAPE ALL PERIMETERS FOR DRAFT SEAL)
37 REMOVE EXISTING SHOWER STALL, DOORS, PLUMBING FIXTURES, CURTAIN & ROD. CAP PLUMBING SERVICES. PATCH/ REPAIR SURFACES AFFECTED BY REMOVALS. SEE MECHANICAL. PATCH CONCRETE SLAB AT SANITARY. DRAIN
38 RECESSED FLOOR MONUMENT. SEE ELECTRICAL
39 1m X 1m RECESSED FLOOR MAT TRAY.
40 PROVIDE POWER FOR MICROWAVE & COFFEE MACHINE (N.I.C.). SEE ELECTRICAL
41 NEW COAT ROD IN CLOSET @ 1825mm A.F.F. SEE 5/A-05
42 DOUBLE STRUCTURAL BRACING W/ 50mm EXPANSION GAP IN BETWEEN
43 INFILL OPENING WITH CONCRETE BLOCK TO MATCH EXISTING. PATCH/ REPAIR DAMAGED WALL AREAS AND MAKE GOOD.
44 NEW MILLWORK. SEE A-18 FOR MILLWORK DETAILS
45 NEW WALL-MOUNTED PROJECTOR SCREEN
46 REMOVE EXISTING DRYWALL INFILL ON BOTH SIDES OF PARTITION. REMOVE EXISTING GLAZED SCREEN. INSTALL NEW PS GLAZED FRAME & FIRE SHUTTER ON OFFICE SIDE. SEE DETAIL 8/A-17 & DOOR ELEVATIONS.
47 NEW STAIR TREAD TO MATCH NEW GROUND FLOOR FLOORING FINISHES.
48 50mm EXPANSION COVER PLATE IN GYPSUM BOAR.
49 REINSTATE EXISTING GAS METER ON EXISTING BLOCK WALL. SEE MECHANICAL
50 INFILL EXISTING OPENING IN EXTERIOR WALL TO MATCH EXISTING WALL ASSEMBLY.
51 BULKHEAD ABOVE CLOSET AREA
52 NEW ALUMINUM COMPOSITE PANEL FASTENED ONTO STRUCTURAL STEEL CANOPY COLUMN. SEE DETAILS
53 NEW CONCRETE CURB. SEE CIVIL.
54 EDGE OF NEW CANOPY OVERHANG ABOVE.
55 NEW FULL-HEIGHT ACCORDION SECURITY LOCKABLE SCREEN.
56 50mm EXPANSION JOINT IN CLADDING W/ BATT INSULATION FILLING VOID.
57 PAINT EXTERIOR SIDE OF NEW BLOCK TO MATCH EXISTING.
58 SAWCUT & REMOVE EXISTING BLOCK TO CREATE 2.0M WIDE X 2.2M HT OPENING. PATCH, REPAIR SLAB & BLOCKS & PAINT SURFACES AFFECTED BY REMOVALS.
59 NEW 18ga. CLEAR ANODIZED ALUMINUM ON 16mm GYPSUM BOARD ON BOTH SIDES OF 92mm STEEL STUD POST.

SURGENOR TRUCK GROUP

LEGEND:

- WALL PARTITION
- DOOR SYMBOL
- REMOVALS
- FULL HEIGHT CERAMIC TILE
- X / X / X — ROOM NUMBER & ROOM NAME
- X — PARTITION TYPE
- D X — DOOR NUMBER
- X — WINDOW TYPE
- W X — EXTERIOR WALL TYPE
- X — DRAWING NOTE
- FE — FIRE EXTINGUISHER
- A — AUTO DOOR OPERATOR
- FF — FORCE FLOW HEATER (SEE ELECTRICAL)
- EP — ELECTRICAL PANEL (SEE ELECTRICAL)
- TR — ELECTRICAL TRANSFORMER BOX (SEE ELECTRICAL)
- HB — SIAMESE CONNECTION (SEE MECHANICAL)
- G — EXISTING GAS METER (SEE MECHANICAL)
- W — EXISTING WATER METER (SEE MECHANICAL)

WASHROOM LEGEND:

TP	-	TOILET PAPER
FN	-	NAPKIN DISPOSAL
M	-	MIRROR
H	-	COAT HOOK
HD	-	HAND DRYER
EL	-	EMERGENCY LIGHT & ALARM
E	-	EMERGENCY BUTTON C/W SIGN: "IN THE EVENT OF AN EMERGENCY PUSH EMERGENCY BUTTON AND AUDIBLE AND VISUAL SIGNAL WILL ACTIVATE FOR ASSISTANCE" (LETTERS TO BE 1" HT W/ 0.2" STROKE)
L	-	PUSH TO LOCK BUTTON
A	-	AUTOMATIC DOOR OPENER
S	-	SOAP DISPENSER
SH	-	SHELF
PT	-	PAPER TOWEL DISPENSER & WASTE UNIT

MOUNTING HEIGHTS FOR DEVICES & MISC. FIXTURES

SENSORS, THERMOSTAT, FIRE ALARM PULL STATION:	1220mm
WASHROOM: PAPER TOWEL DISPENSER, SOAP DISPENSER, ROBE HOOK, S/S SHELF	1092mm
'PUSH-BUTTON' AUTO OPERATOR:	990mm
SWITCHES:	1041mm
FIRE EXTINGUISHER (FE):	800mm
TOILET PAPER DISPENSER:	610mm
ELECTRICAL RECEPTACLES:	406mm
NAPKIN DISPENSER:	762-838mm

NOTE:
DIMENSION CENTERLINE OF FIXTURE AND/OR OPERABLE BUTTON OF NEW DEVICE ABOVE FINISHED FLOOR.

GENERAL DEMOLITION NOTES:

1. PAINT ALL EXISTING AREAS OF REMOVALS/ REPAIRS TO MATCH EXISTING COLOURS/ SHEEM/ WALL TEXTURES.
2. REMOVE ALL EXISTING FURNITURE FROM ALL AREAS OF WORK.
3. PATCH & REPAIR ALL SURFACES DAMAGED BY REMOVALS TO MAKE GOOD & MATCH EXISTING.

NO.	ISSUE & REVISIONS	DATE
3	ISSUED FOR TENDER	JAN 17 2019
2	ISSUED FOR PERMIT	DEC 4 2018
1	ISSUED FOR REVIEW	JULY 6 2018

SEAL

Not for construction unless SEALED and SIGNED.

PROJECT NORTH

P&R
PYE & RICHARDS ARCHITECTS INC
824 MEATH STREET OTTAWA ONTARIO K1Z 6B8
TEL: 613 724-7700 FAX: 613 724-1289
EMAIL: staff@pnrarch.com
WEBSITE: www.pyeandrichardsarchitects.com

PROJECT
SURGENOR TRUCK CENTRE EXPANSION
1571 LIVERPOOL COURT OTTAWA, ONTARIO

DRAWING
DEMOLITION/ CONSTRUCTION
PARTIAL SECOND FLOOR PLAN
PARTIAL ROOF PLAN

DO NOT SCALE. REFER ANY DIMENSIONAL ERROR AND/ OR POSSIBLE TRADE INTERFERENCE/ CONFLICT TO THE ARCHITECT FOR CLARIFICATION PRIOR TO COMMENCEMENT OF THE WORK. THE CONDITIONS OF THE CONTRACT APPLY.

PROJECT NO. 18-18	DRAWING NO. A-07
SCALE - AS NOTED	
DRAWN -	
CHECKED -	
PLOT DATE - 18 01 2019	PLOTED FROM: DRACO

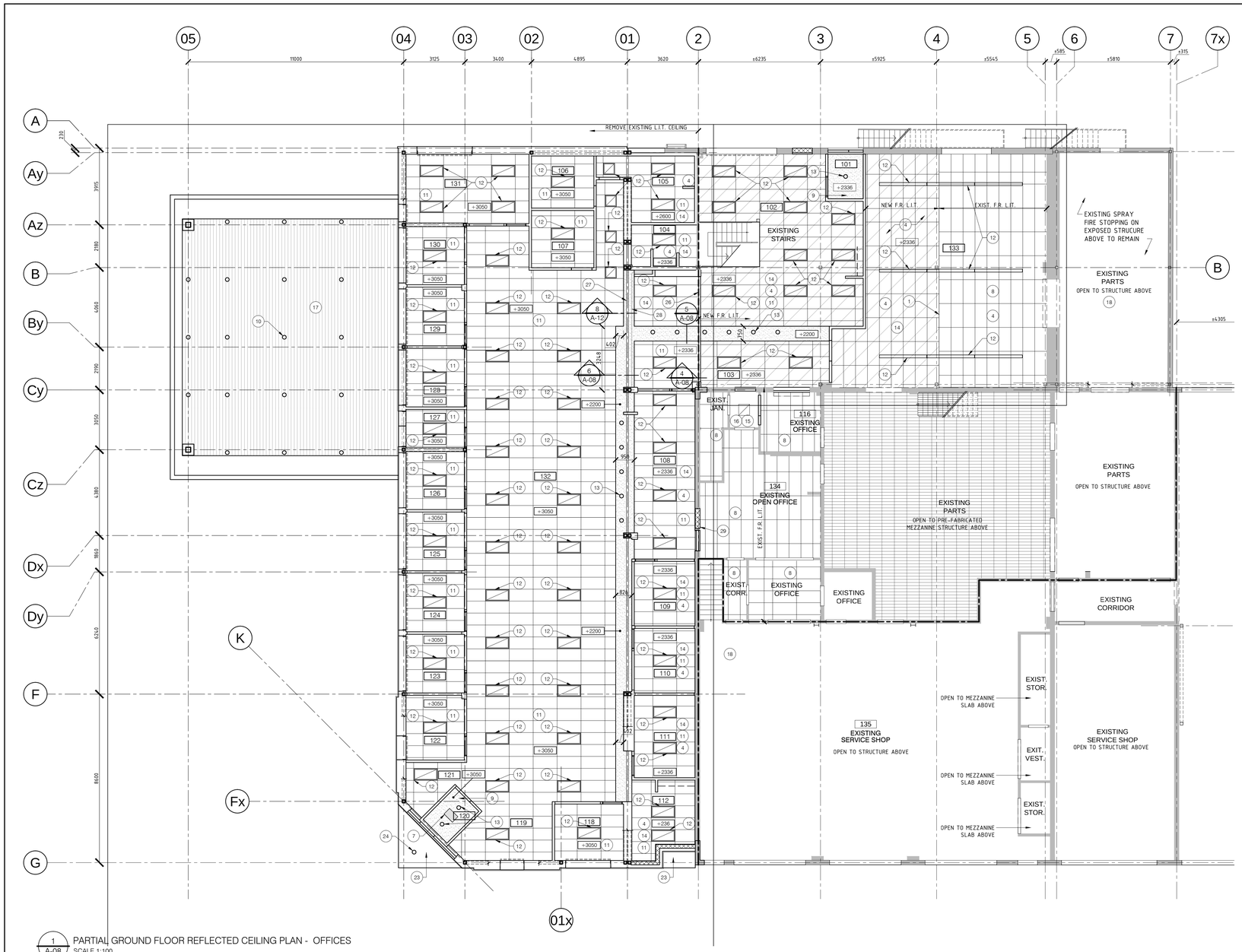

1 / A-08 PARTIAL GROUND FLOOR REFLECTED CEILING PLAN - OFFICES
SCALE 1:100

REFLECTED CEILING PLAN NOTES:

1. EXTEND NEW FIRE-RATED L.I.T. CEILING. TIE INTO EXISTING.
2. REPLACE AND INFILL DAMAGED AND MISSING L.I.T. IN EXISTING CEILING GRID.
3. REMOVE L.I.T. AS REQUIRED IN AREA OF WORK. CUT T-BAR GRID & PROVIDE NEW WALL MOLDING.
4. REMOVE EXISTING LIGHTS. REFER TO ELECTRICAL
5. NEW LIGHTS MOUNTED TO STRUCTURE ABOVE. REFER TO ELECTRICAL
6. NEW HEAT RADIATORS MOUNTED TO STRUCTURE ABOVE. REFER TO ELECTRICAL/ MECHANICAL
7. NEW RECESSED F.F. HEATER IN G.B. CEILING. SEE MECH.
8. EXISTING L.I.T. CEILING TO REMAIN. REMOVE & REINSTALL EX. F.R. CEILING TILES AS REQ'D FOR MECH. & ELEC. WORK
9. INSTALL NEW GYPSUM BOARD CEILING.
10. NEW EXTERIOR GRADE POTLIGHTS IN LINEAR METAL CEILING. REFER TO ELECTRICAL.
11. INSTALL NEW L.I.T. CEILING
12. NEW LIGHT FIXTURES IN L.I.T. CEILING GRID. REFER TO ELEC.
13. NEW POTLIGHT FIXTURE IN GYPSUM BOARD CEILING
14. REMOVE EXISTING L.I.T. CEILING.
15. EXISTING GYPSUM BOARD TO REMAIN.
16. EXISTING LIGHTS TO REMAIN.
17. NEW METAL LINEAR CEILING.
18. EXISTING EXPOSED STRUCTURE
19. REMOVE EXISTING LAY-IN TILES. EXISTING GRID TO REMAIN.
20. INSTALL NEW LAY-IN-TILES IN THE EXISTING GRID TO REMAIN & PAINT EXISTING CEILING GRID.
21. REMOVE & RELOCATE EXISTING LIGHT TO NEW LOCATION. SEE ELECTRICAL
22. INSTALL EXISTING RELOCATED LIGHT FIXTURE IN L.I.T. CEILING
23. NEW ALUMINUM COMPOSITE PANEL SOFFIT C/W FASTENERS.
24. INSTALL EXTERIOR GRADE POTLIGHT IN ALUMINUM COMPOSITE PANEL SOFFIT. SEE ELECTRICAL.
25. REFER TO ELECTRICAL DRAWINGS FOR LIGHTING WORK IN NEW TOOL ROOM.
26. FRAME U/S FIRE-RATED BULKHEAD TO BE FLUSH W/ U/S L.I.T. CEILING.
27. NEW EXPANSION COVER PLATE ON GYPSUM BULKHEAD.
28. NEW SECURITY GRILLE TRACK IN GYPSUM BULKHEAD.
29. INFILL EXISTING WALL OPENING ABOVE CEILING AND GROUT SOLID. REFER TO STRUCTURAL DRAWINGS.
30. SAWCUT & REMOVE EXISTING BLOCK, EXTERIOR WALL ASSEMBLY ABOVE CEILING LEVEL AS REQUIRED FOR NEW EXHAUST LOUVRE. REFER TO MECHANICAL.

SURGENOR TRUCK GROUP

CEILING LEGEND:

- NEW 0.75HR FIRE RATED L.I.T. CEILING ULC I211
- NEW L.I.T. CEILING (NON RATED)
- NEW GYPSUM BOARD CEILING
- 1220x610 LIGHT (SEE ELECTRICAL)
- 610x610 LIGHT (SEE ELECTRICAL)
- POTLIGHT (SEE ELECTRICAL)
- LINEAR LIGHT (SEE ELECTRICAL)

GENERAL DEMOLITION NOTES:

1. PAINT ALL EXISTING AREAS OF REMOVALS/ REPAIRS TO MATCH EXISTING COLOURS/ SHEEM/ WALL TEXTURES.
2. REMOVE ALL EXISTING FURNITURE FROM ALL AREAS OF WORK.
3. PATCH & REPAIR ALL SURFACES DAMAGED BY REMOVALS TO MAKE GOOD & MATCH EXISTING.

FIRE RATING LEGEND:

- 1 HOUR FIRE SEPARATION
- 2 HOUR FIRE SEPARATION

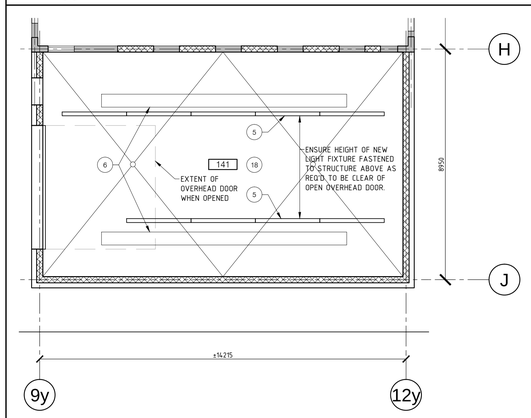

2 / A-08 PARTIAL GROUND FLOOR REFLECTED CEILING PLAN
SCALE 1:100

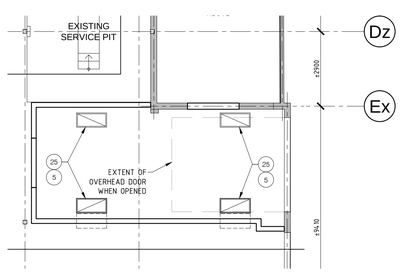

3 / A-08 PARTIAL GROUND FLOOR REFLECTED CEILING PLAN
SCALE 1:100

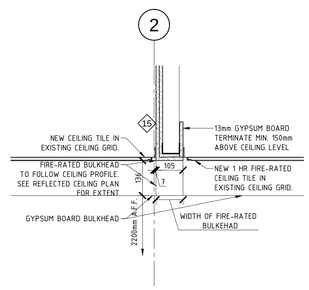

4 / A-08 BULKHEAD SECTION DETAIL
SCALE 1:10

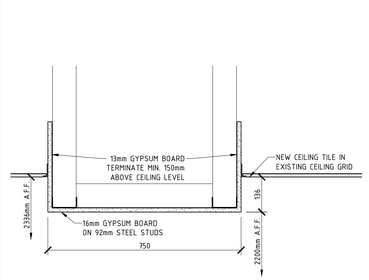

5 / A-08 BULKHEAD SECTION DETAIL
SCALE 1:10

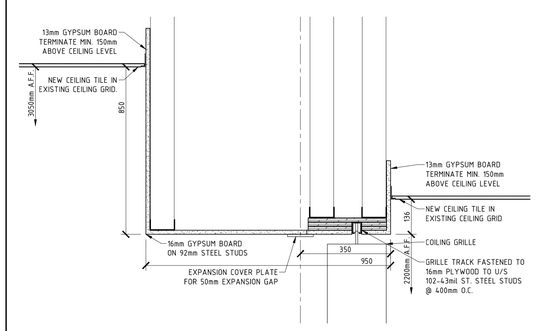

6 / A-08 BULKHEAD SECTION DETAIL
SCALE 1:10

NO.	ISSUE & REVISIONS	DATE
3	ISSUED FOR TENDER	JAN 17 2019
2	ISSUED FOR PERMIT	DEC 4 2018
1	ISSUED FOR REVIEW	JULY 6 2018

SEAL

Not for construction unless SEALED and SIGNED.

PROJECT NORTH

P&R
PYE & RICHARDS ARCHITECTS INC
824 MEATH STREET OTTAWA ONTARIO K1Z 6E8
TEL: 613 724-7700 FAX: 613 724-1289
EMAIL: staff@pnrarch.com
WEBSITE: www.pyeandrichardsarchitects.com

PROJECT
SURGENOR TRUCK CENTRE EXPANSION
1571 LIVERPOOL COURT OTTAWA, ONTARIO

DRAWING
DEMOLITION/ CONSTRUCTION
PARTIAL GROUND FLOOR RCP
CEILING DETAILS

DO NOT SCALE. REFER ANY DIMENSIONAL ERROR AND/ OR POSSIBLE TRADE INTERFERENCE/ CONFLICT TO THE ARCHITECT FOR CLARIFICATION PRIOR TO COMMENCEMENT OF THE WORK. THE CONDITIONS OF THE CONTRACT APPLY.

PROJECT NO.	18-18
SCALE -	AS NOTED
DRAWN -	
CHECKED -	
PLOT DATE -	18 01 2019
DRAWING NO.	A-08
PLOTED FROM:	DRACO

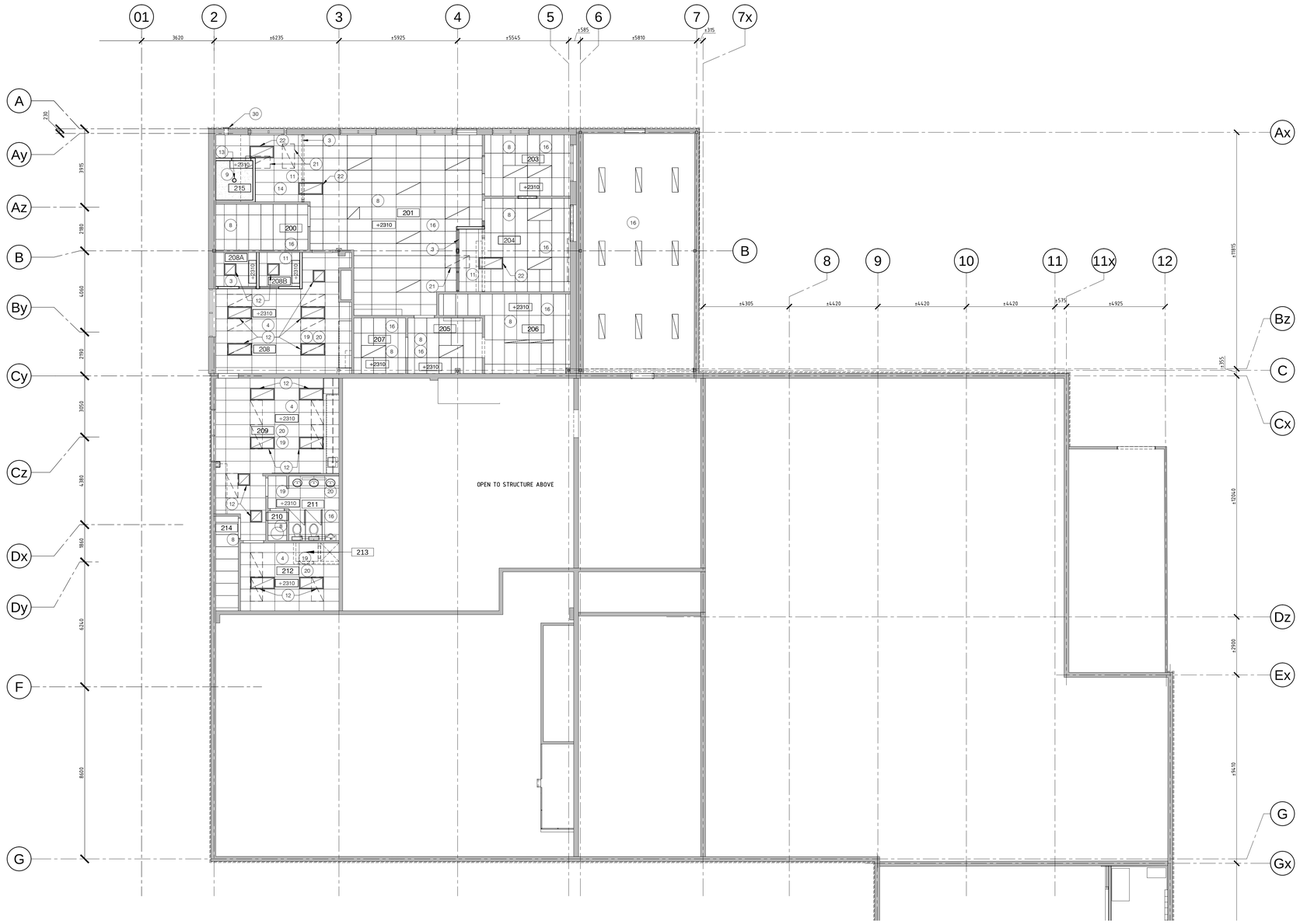

1 / A-09 PARTIAL SECOND FLOOR REFLECTED CEILING PLAN - OFFICES
SCALE 1:100

REFLECTED CEILING PLAN NOTES:

1. EXTEND NEW FIRE-RATED L.I.T. CEILING. TIE INTO EXISTING.
2. REPLACE AND INFILL DAMAGED AND MISSING L.I.T. IN EXISTING CEILING GRID.
3. REMOVE L.I.T. AS REQUIRED IN AREA OF WORK. CUT T-BAR GRID & PROVIDE NEW WALL MOLDING.
4. REMOVE EXISTING LIGHTS. REFER TO ELECTRICAL
5. NEW LIGHTS MOUNTED TO STRUCTURE ABOVE. REFER TO ELECTRICAL
6. NEW HEAT RADIATORS MOUNTED TO STRUCTURE ABOVE. REFER TO ELECTRICAL/ MECHANICAL
7. NEW RECESSED F.F. HEATER IN G.B. CEILING. SEE MECH.
8. EXISTING L.I.T. CEILING TO REMAIN. REMOVE & REINSTALL EX. F.R. CEILING TILES AS REQ'D FOR MECH. & ELEC. WORK
9. INSTALL NEW GYPSUM BOARD CEILING.
10. NEW EXTERIOR GRADE POTLIGHTS IN LINEAR METAL CEILING. REFER TO ELECTRICAL.
11. INSTALL NEW L.I.T. CEILING
12. NEW LIGHT FIXTURES IN L.I.T. CEILING GRID. REFER TO ELEC.
13. NEW POTLIGHT FIXTURE IN GYPSUM BOARD CEILING
14. REMOVE EXISTING L.I.T. CEILING.
15. EXISTING GYPSUM BOARD TO REMAIN.
16. EXISTING LIGHTS TO REMAIN.
17. NEW METAL LINEAR CEILING.
18. EXISTING EXPOSED STRUCTURE
19. REMOVE EXISTING LAY-IN TILES. EXISTING GRID TO REMAIN.
20. INSTALL NEW LAY-IN-TILES IN THE EXISTING GRID TO REMAIN & PAINT EXISTING CEILING GRID.
21. REMOVE & RELOCATE EXISTING LIGHT TO NEW LOCATION. SEE ELECTRICAL
22. INSTALL EXISTING RELOCATED LIGHT FIXTURE IN L.I.T. CEILING
23. NEW ALUMINUM COMPOSITE PANEL SOFFIT C/W FASTENERS.
24. INSTALL EXTERIOR GRADE POTLIGHT IN ALUMINUM COMPOSITE PANEL SOFFIT. SEE ELECTRICAL.
25. REFER TO ELECTRICAL DRAWINGS FOR LIGHTING WORK IN NEW TOOL ROOM.
26. FRAME U/S FIRE-RATED BULKHEAD TO BE FLUSH W/ U/S L.I.T. CEILING.
27. NEW EXPANSION COVER PLATE ON GYPSUM BULKHEAD.
28. NEW SECURITY GRILLE TRACK IN GYPSUM BULKHEAD.
29. INFILL EXISTING WALL OPENING ABOVE CEILING AND GROUT SOLID. REFER TO STRUCTURAL DRAWINGS.
30. SAWCUT & REMOVE EXISTING BLOCK, EXTERIOR WALL ASSEMBLY ABOVE CEILING LEVEL AS REQUIRED FOR NEW EXHAUST LOUVRE. REFER TO MECHANICAL.

SURGENOR TRUCK GROUP

CEILING LEGEND:

- NEW 0.75HR FIRE RATED L.I.T. CEILING ULC I211
- NEW L.I.T. CEILING (NON RATED)
- NEW GYPSUM BOARD CEILING
- 1220x610 LIGHT (SEE ELECTRICAL)
- 610x610 LIGHT (SEE ELECTRICAL)
- POTLIGHT (SEE ELECTRICAL)
- LINEAR LIGHT (SEE ELECTRICAL)

GENERAL DEMOLITION NOTES:

1. PAINT ALL EXISTING AREAS OF REMOVALS/ REPAIRS TO MATCH EXISTING COLOURS/ SHEEM/ WALL TEXTURES.
2. REMOVE ALL EXISTING FURNITURE FROM ALL AREAS OF WORK.
3. PATCH & REPAIR ALL SURFACES DAMAGED BY REMOVALS TO MAKE GOOD & MATCH EXISTING.

NO.	ISSUE & REVISIONS	DATE
3	ISSUED FOR TENDER	JAN 17 2019
2	ISSUED FOR PERMIT	DEC 4 2018
1	ISSUED FOR REVIEW	JULY 6 2018

SEAL

Not for construction unless SEALED and SIGNED

PROJECT NORTH

P & R
PYE & RICHARDS ARCHITECTS INC
824 MEATH STREET OTTAWA ONTARIO K1Z 6E8
TEL: 613 724-7700 FAX: 613 724-1289
EMAIL: staff@pyrarch.com
WEBSITE: www.pyeandrichardsarchitects.com

PROJECT

SURGENOR TRUCK CENTRE EXPANSION

1571 LIVERPOOL COURT OTTAWA, ONTARIO

DRAWING

DEMOLITION/ CONSTRUCTION

PARTIAL SECOND FLOOR

REFLECTED CEILING PLAN

DO NOT SCALE. REFER ANY DIMENSIONAL ERROR AND/ OR POSSIBLE TRADE INTERFERENCE/ CONFLICT TO THE ARCHITECT FOR CLARIFICATION PRIOR TO COMMENCEMENT OF THE WORK. THE CONDITIONS OF THE CONTRACT APPLY.

PROJECT NO. 18-18	DRAWING NO.
SCALE - AS NOTED	A-09
DRAWN -	
CHECKED -	
PLOT DATE - 18 01. 2019	PLOTED FROM: DRACO

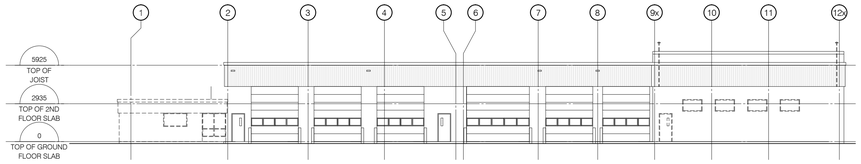

SOUTH ELEVATION - DEMOLITION
SCALE 1:200

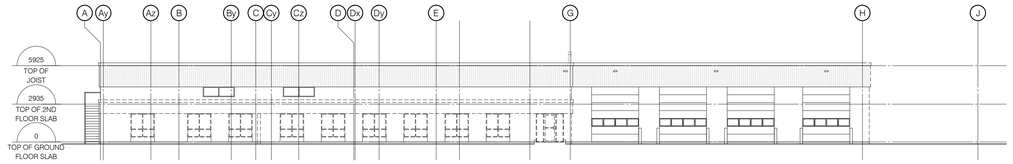

WEST ELEVATION - DEMOLITION
SCALE 1:200

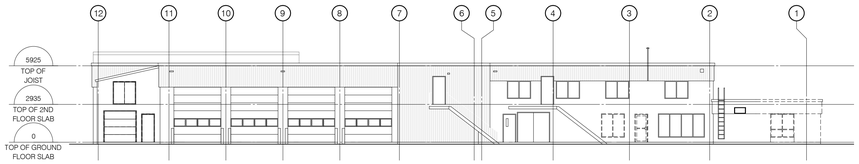

NORTH ELEVATION - DEMOLITION
SCALE 1:200

EAST ELEVATION - DEMOLITION
SCALE 1:200

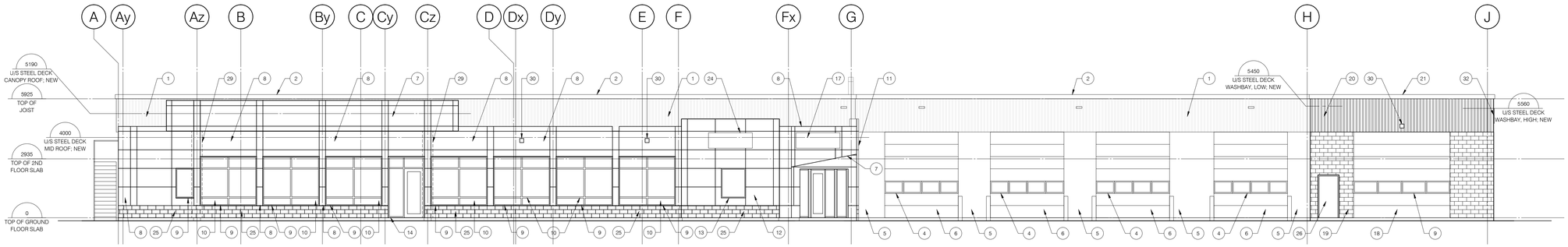

SOUTH ELEVATION - NEW
SCALE 1:100

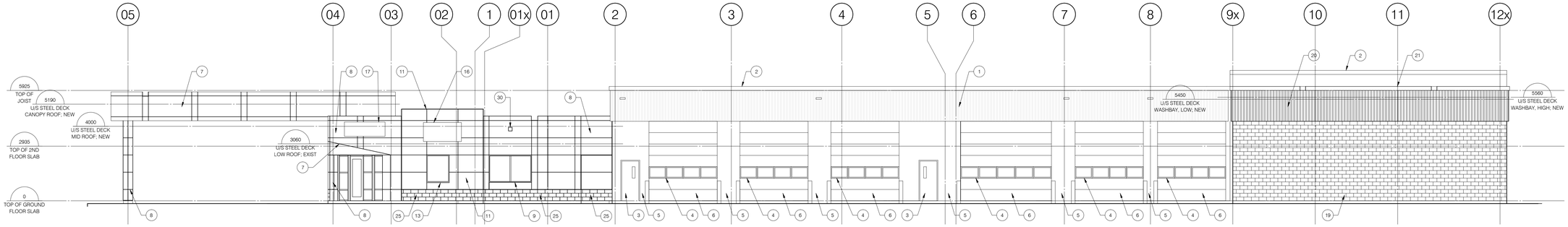

WEST ELEVATION - NEW
SCALE 1:100

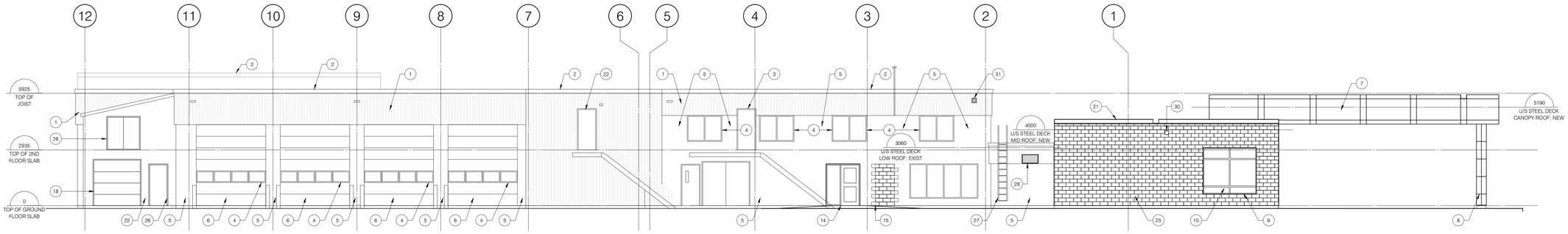

NORTH ELEVATION - NEW
SCALE 1:100

GENERAL DEMOLITION NOTES:

1. PAINT ALL EXISTING AREAS OF REMOVALS/ REPAIRS TO MATCH EXISTING COLOURS/ SHEEM/ WALL TEXTURES.
2. REMOVE ALL EXISTING FURNITURE FROM ALL AREAS OF WORK.
3. PATCH & REPAIR ALL SURFACES DAMAGED BY REMOVALS TO MAKE GOOD & MATCH EXISTING.

CONSTRUCTION NOTES:

1. NEW WEB GRAY PAINT ON EXISTING VERTICAL METAL SIDING
2. NEW WEB GRAY PAINT ON EXISTING METAL FLASHING
3. NEW NETWORK GRAY PAINT ON EXISTING DOOR & FRAME
4. NEW NETWORK GRAY PAINT ON EXISTING WINDOW FRAME
5. NEW NETWORK GRAY PAINT ON EXISTING CONCRETE BLOCK
6. NEW NETWORK GRAY PAINT ON EXISTING OVERHEAD DOOR
7. NEW WEB GRAY FINISH ON NEW ALUMINUM PANELS
8. NEW NETWORK GRAY PAINT ON NEW ALUMINUM PANELS
9. NEW ALUMINUM WINDOW FRAME W/ NEW NETWORK GRAY PAINT FINISH
10. NEW ALUMINUM SPANDREL PANELS W/ NETWORK GRAY PAINT FINISH
11. NEW BLACK PAINT ON ALUMINUM PANELS
12. NEW WHITE PAINT ON ALUMINUM PANELS
13. NEW WINDOW ALUMINUM FRAME W/ WHITE PAINT FINISH
14. NEW ENTRANCE ALUMINUM FRAME W/ NETWORK GRAY PAINT FINISH
15. INFILL OPENING TO MATCH ADJACENT EXTERIOR WALL ASSEMBLY
16. NEW MACK SIGN (N.I.C.) ON NEW ALUMINUM PANELS
17. NEW SURGENOR SIGN (N.I.C.) ON NEW ALUMINUM PANELS
18. NEW OVERHEAD DOOR W/ NEW NETWORK GRAY PAINT FINISH.
19. NEW BLOCK W/ NEW NETWORK GRAY PAINT FINISH
20. NEW VERTICAL METAL SIDING W/ NEW WEB GRAY PAINT FINISH
21. NEW METAL FLASHING W/ NEW WEB GRAY PAINT FINISH
22. NEW NETWORK GRAY PAINT ON EXISTING VERTICAL METAL SIDING
23. NEW ALUMINUM WINDOW FRAME W/ BLACK PAINT
24. NEW VOLVO SIGN (N.I.C.) ON NEW ALUMINUM PANELS
25. NEW ARCHITECTURAL BLOCK VENEER. PAINT WEB GRAY.
26. NEW H.M. DOOR IN P.S. FRAME. PAINT NETWORK GREY
27. EXISTING FIXED LADDER TO REMAIN.
28. NEW MECHANICAL LOUVRE IN EXISTING WALL. SEE MECH.
29. EDGE OF ALUMINUM PANEL CLADDING ON CANOPY COLUMNS. SEE NORTH & SOUTH ELEVATIONS.
30. NEW WALL MOUNTED EXTERIOR LIGHT FIXTURE. SEE ELEC.
31. INSTALL NEW LOUVRE (AS PER MECHANICAL) IN NEW SAWCUT OPENING IN EXISTING EXTERIOR WALL. SEAL AROUND OPENING W/ CAULKING TO MAKE WEATHERPROOF.
32. NEW 30" x 30" LOUVRE W/ OPENING IN CONCRETE BLOCK WALL. REFER TO MECHANICAL.

NO.	ISSUE & REVISIONS	DATE
3	ISSUED FOR TENDER	JAN 17 2019
2	ISSUED FOR PERMIT	DEC 4 2018
1	ISSUED FOR REVIEW	JULY 6 2018

SEAL

Not for construction unless SEALED and SIGNED.

PROJECT NORTH

P & R
PYE & RICHARDS ARCHITECTS INC
824 MEATH STREET OTTAWA ONTARIO K1Z 6E8
TEL: 613 724-7700 FAX: 613 724-1289
EMAIL: staff@pnrarch.com
WEBSITE: www.pyeandrichardsarchitects.com

PROJECT

SURGENOR TRUCK CENTRE EXPANSION

1571 LIVERPOOL COURT OTTAWA, ONTARIO

DRAWING

DEMOLITION/ CONSTRUCTION

ELEVATIONS

DO NOT SCALE. REFER ANY DIMENSIONAL ERROR AND/ OR POSSIBLE TRADE INTERFERENCE/ CONFLICT TO THE ARCHITECT FOR CLARIFICATION PRIOR TO COMMENCEMENT OF THE WORK. THE CONDITIONS OF THE CONTRACT APPLY.

PROJECT NO. 18-18	DRAWING NO.
SCALE - AS NOTED	A-10
DRAWN -	
CHECKED -	
PLOT DATE - 18 01. 2019	PLOTED FROM: DRACO

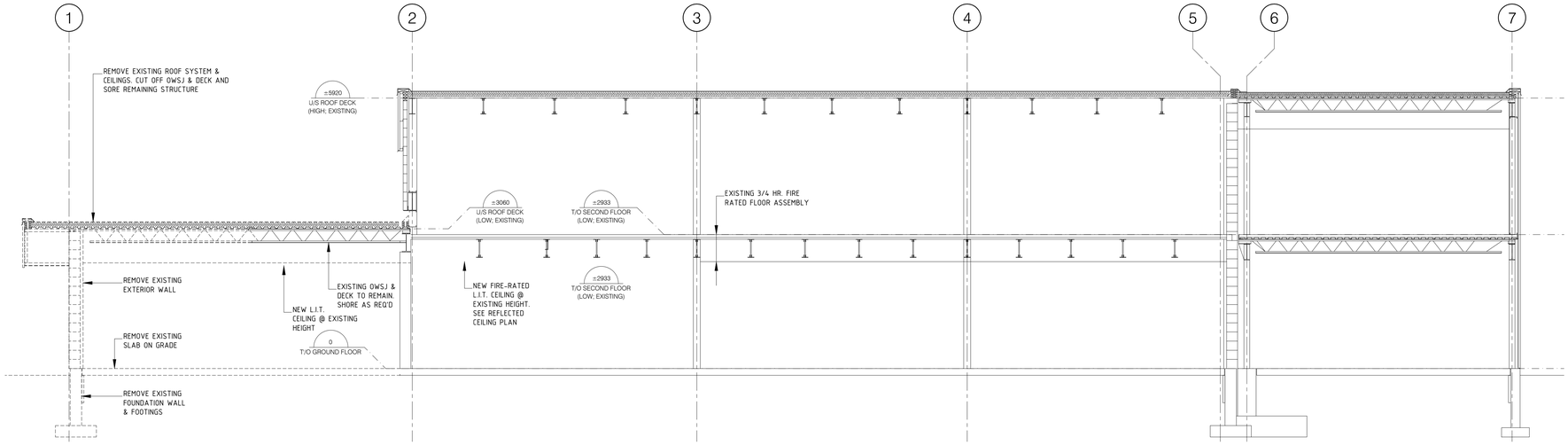

A-A / A-11 BUILDING SECTION - DEMOLITION
SCALE 1:50

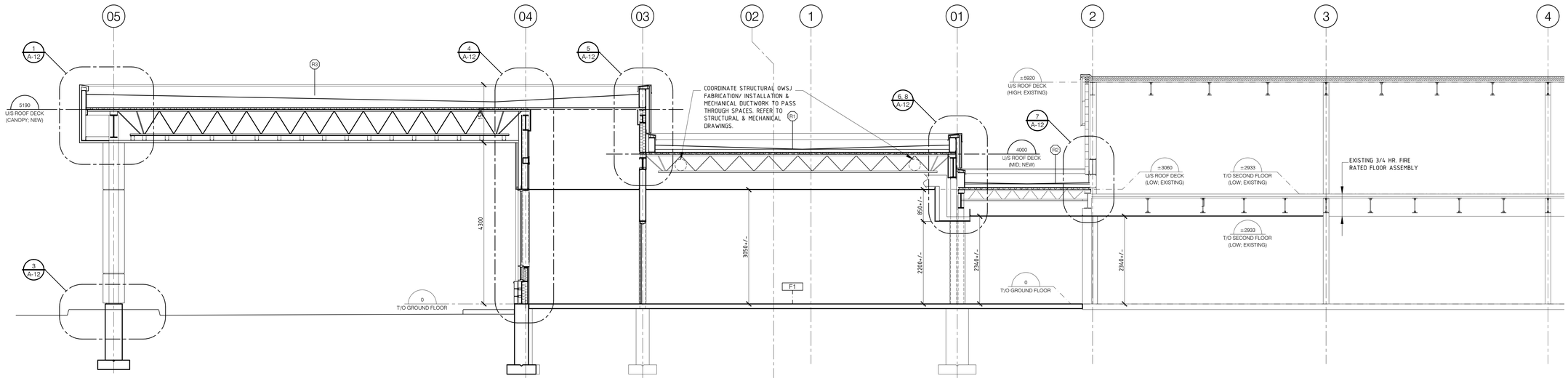

A-A / A-11 BUILDING SECTION - NEW
SCALE 1:50

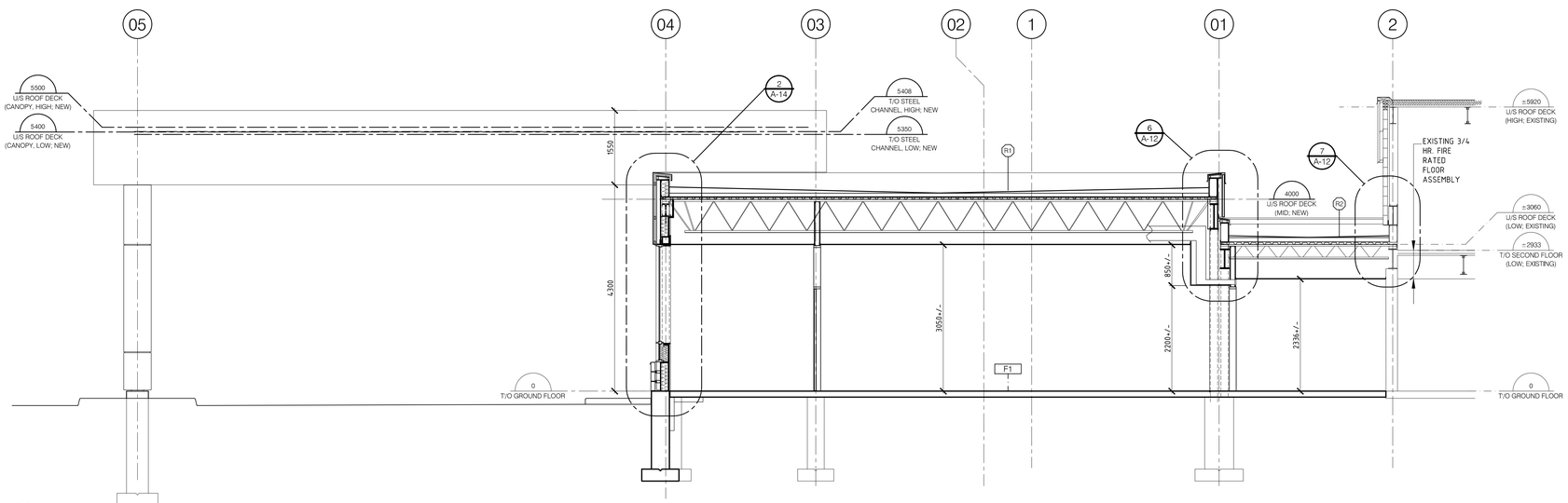

B-B / A-11 BUILDING SECTION - NEW
SCALE 1:50

ROOF ASSEMBLIES

R1 ROOF ASSEMBLY 1:
2 PLY MOD BIT MEMBRANE
6mm PROTECTION BOARD
2% TAPERED ISO INSULATION
75mm BASE LAYER OF ISO INSULATION
VAPOUR BARRIER
13mm GYPSUM SHEATHING
38mm STEEL DECK

R2 ROOF ASSEMBLY 2:
2 PLY MOD BIT MEMBRANE
6mm PROTECTION BOARD
2% TAPERED ISO INSULATION
90mm BASE LAYER OF ISO INSULATION
VAPOUR BARRIER
13mm GYPSUM SHEATHING
38mm STEEL DECK

R3 ROOF ASSEMBLY 3:
2 PLY MOD BIT MEMBRANE
13mm CEMENT BOARD
38mm STEEL DECK

R4 ROOF ASSEMBLY 4:
2 PLY MOD BIT MEMBRANE
6mm PROTECTION BOARD
2% TAPERED ISO INSULATION
150mm BASE LAYER OF ISO INSULATION
VAPOUR BARRIER
13mm GYPSUM SHEATHING
38mm STEEL DECK

FLOOR ASSEMBLIES

F1 NEW SLAB ON GRADE:
125mm CONCRETE SLAB ON
6mil POLY VAPOUR BARRIER ON
150mm GRANULAR A ON
GRANULAR B

F2 NEW SLAB ON GRADE (SERVICE GARAGE):
150mm CONCRETE SLAB ON
6mil POLY VAPOUR BARRIER ON
150mm GRANULAR A ON
GRANULAR B

SURGENOR TRUCK GROUP

GENERAL DEMOLITION NOTES:

1. PAINT ALL EXISTING AREAS OF REMOVALS/ REPAIRS TO MATCH EXISTING COLOURS/ SHEEM/ WALL TEXTURES.
2. REMOVE ALL EXISTING FURNITURE FROM ALL AREAS OF WORK.
3. PATCH & REPAIR ALL SURFACES DAMAGED BY REMOVALS TO MAKE GOOD & MATCH EXISTING.

NO.	ISSUE & REVISIONS	DATE
3	ISSUED FOR TENDER	JAN 17 2019
2	ISSUED FOR PERMIT	DEC 4 2018
1	ISSUED FOR REVIEW	JULY 6 2018

SEAL

Not for construction unless SEALED and SIGNED.

PROJECT NORTH

P & R
PYE & RICHARDS ARCHITECTS INC
824 MEATH STREET OTTAWA ONTARIO K1Z 6E8
TEL: 613 724-7700 FAX: 613 724-1289
EMAIL: staff@pyeandrichard.com
WEBSITE: www.pyeandrichardsarchitects.com

PROJECT
SURGENOR TRUCK CENTRE EXPANSION
1571 LIVERPOOL COURT OTTAWA, ONTARIO

DRAWING
DEMOLITION/ CONSTRUCTION
PARTIAL BUILDING SECTIONS

DO NOT SCALE. REFER ANY DIMENSIONAL ERROR AND/ OR POSSIBLE TRADE INTERFERENCE/ CONFLICT TO THE ARCHITECT FOR CLARIFICATION PRIOR TO COMMENCEMENT OF THE WORK. THE CONDITIONS OF THE CONTRACT APPLY.

PROJECT NO. 18-18	DRAWING NO.
SCALE - AS NOTED	A-11
DRAWN -	
CHECKED -	
PLOT DATE - 18 01. 2019	PLOTED FROM: DRACO

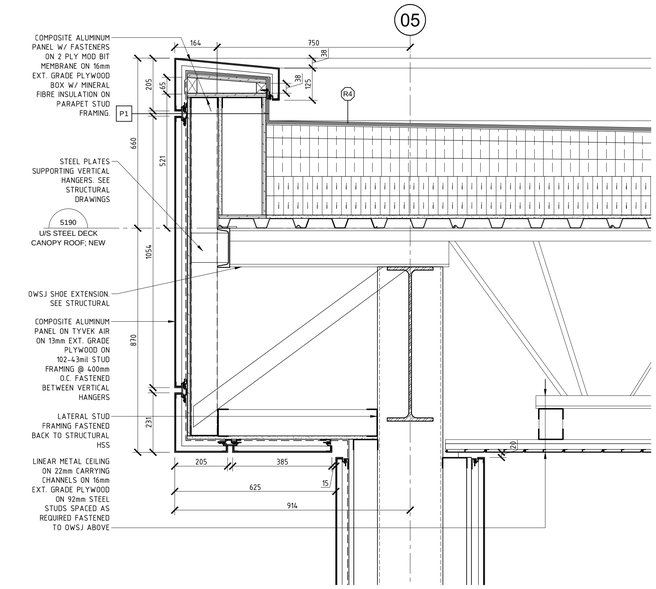

1 / A-12 WALL SECTION
SCALE 1:10

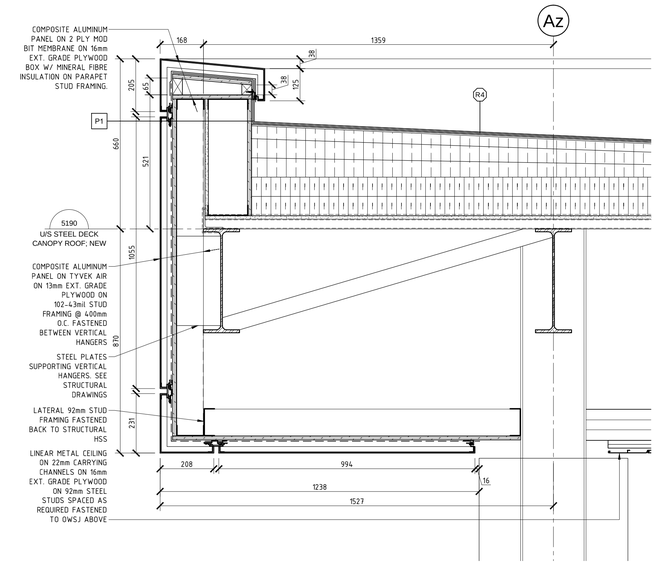

2 / A-12 WALL SECTION
SCALE 1:10

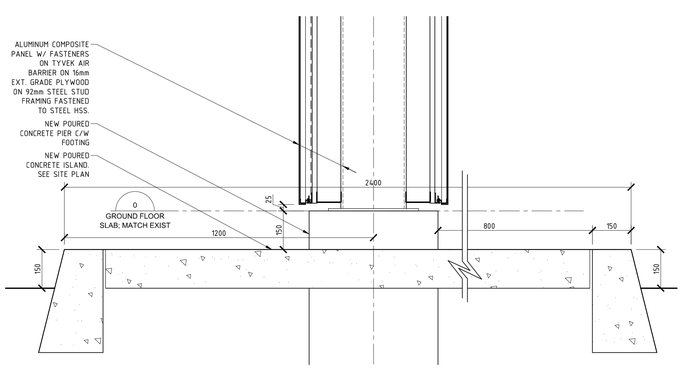

3 / A-12 WALL SECTION
SCALE 1:10

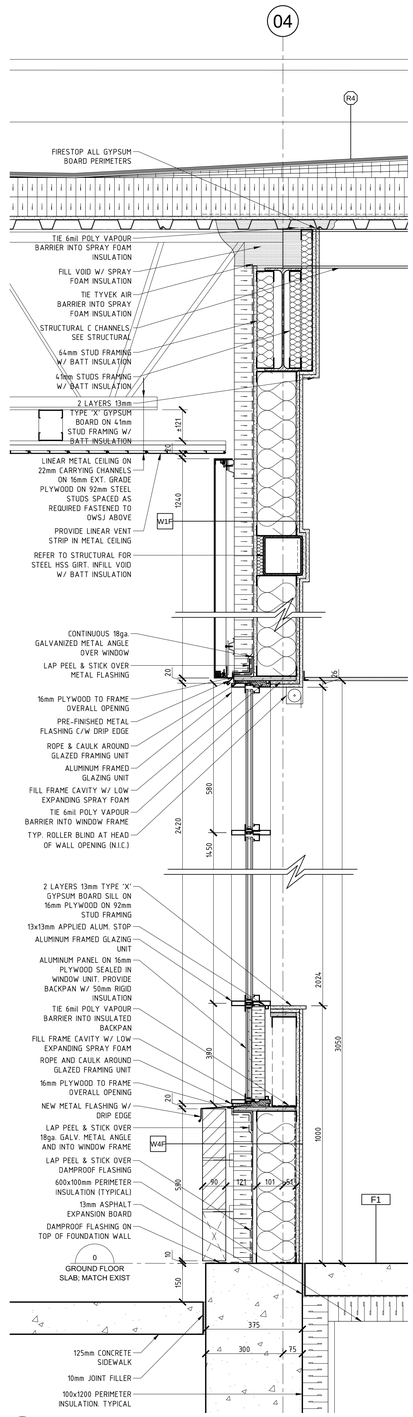

4 / A-12 WALL SECTION
SCALE 1:10

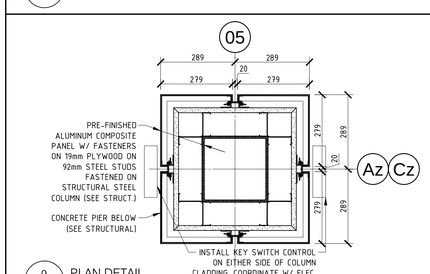

9 / A-12 PLAN DETAIL
SCALE 1:10

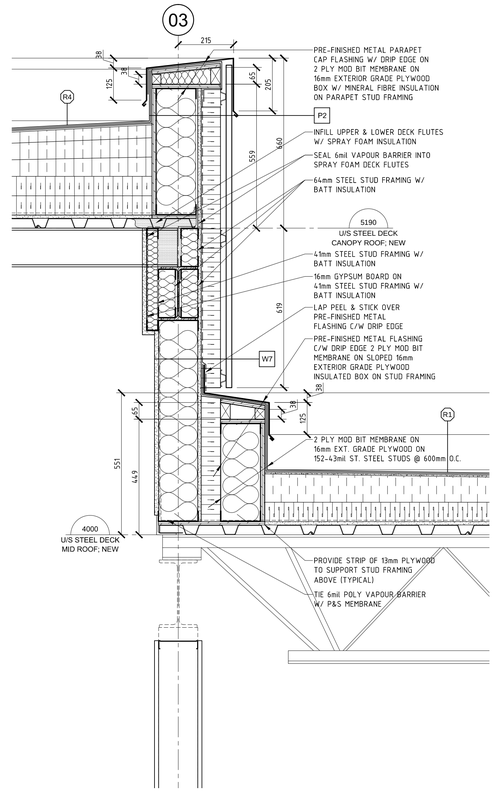

5 / A-12 WALL SECTION
SCALE 1:10

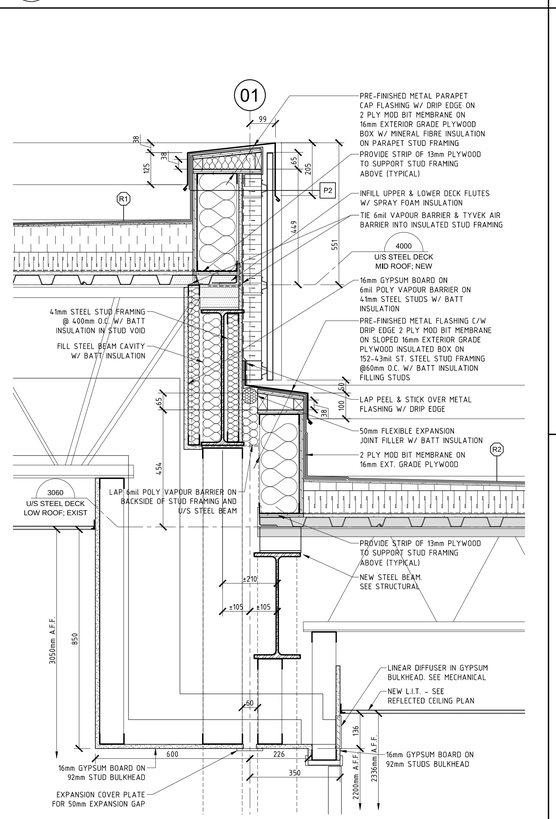

6 / A-12 WALL SECTION
SCALE 1:10

EXTERIOR WALL ASSEMBLIES

W1 ALUMINUM PANEL STUD WALL
ALUMINUM COMPOSITE PANEL ON
FASTENERS W/ SPACERS AS REQ'D ON
22mm HORIZONTAL HAT CHANNELS ON
75mm THERMAL SPACERS W/
75mm MINERAL FIBRE INSULATION ON
TYVEK AIR BARRIER ON
13mm GYPSUM SHEATHING ON
152-43mil STRUCT. STEEL STUDS @ 400mm O.C. W/
BATT INSULATION ON
6mil POLY VAPOUR BARRIER ON
16mm GYPSUM BOARD

W1F ALUMINUM PANEL STUD WALL - 1HR RATED (SB-2)
SAME AS W1 EXCEPT:
2 LAYERS 13mm TYPE 'X' GYPSUM BOARD ON INSIDE FACE

W2 ALUMINUM PANEL ACCENT WALL
ALUMINUM COMPOSITE PANEL ON
FASTENERS W/ SPACERS AS REQ'D ON
125mm HORIZONTAL GIRTS ON
75mm THERMAL SPACERS W/
75mm MINERAL FIBRE INSULATION ON
TYVEK AIR BARRIER ON
13mm GYPSUM SHEATHING ON
152-43mil STRUCT. STEEL STUDS @ 400mm O.C. W/
BATT INSULATION ON
6mil POLY VAPOUR BARRIER ON
16mm GYPSUM BOARD

W2F ALUMINUM PANEL ACCENT WALL - 1HR RATED (SB-2)
SAME AS W2 EXCEPT:
2 LAYERS 13mm TYPE 'X' GYPSUM BOARD ON INSIDE FACE

W3 ALUMINUM PANEL BLOCK WALL
ALUMINUM COMPOSITE PANEL ON
FASTENERS W/ SPACERS AS REQ'D ON
22mm HORIZONTAL HAT CHANNELS ON
75mm THERMAL SPACERS W/
75mm MINERAL FIBRE INSULATION ON
TYVEK AIR BARRIER ON
190mm CONCRETE BLOCK WALL ON
16mm GYPSUM BOARD (LAMINATED)

W4 ARCHITECTURAL BLOCK WALL BASE
90mm ARCHITECTURAL BLOCK W/
CLADDING TIES ANCHORED TO STUD FRAMING
30mm AIR SPACE ON
75mm MINERAL FIBRE INSULATION ON
TYVEK AIR BARRIER ON
13mm EXTERIOR GRADE PLYWOOD ON
152-43mil STRUCT. STEEL STUDS @ 400mm O.C. ON
6mil POLY VAPOUR BARRIER ON
16mm GYPSUM BOARD

W4F ARCHITECTURAL BLOCK VENEER WALL - 1HR RATED (SB-2)
SAME AS W4 EXCEPT:
2 LAYERS 13mm TYPE 'X' GYPSUM BOARD ON INSIDE FACE

W5 ARCHITECTURAL BLOCK ACCENT WALL BASE
90mm ARCHITECTURAL BLOCK W/
CLADDING TIES ANCHORED TO STUD FRAMING
130mm AIR SPACE ON
75mm MINERAL FIBRE INSULATION ON
TYVEK AIR BARRIER ON
13mm EXTERIOR GRADE PLYWOOD ON
152-43mil STRUCT. STEEL STUDS @ 400mm O.C. ON
6mil POLY VAPOUR BARRIER ON
16mm GYPSUM BOARD

W5F ARCHITECTURAL BLOCK WALL BASE - 1HR RATED (SB-2)
SAME AS W5 EXCEPT:
2 LAYERS 13mm TYPE 'X' GYPSUM BOARD ON INSIDE FACE

W6 CONCRETE BLOCK INFILL WALL
240mm CONCRETE BLOCK ON
6mil POLY VAPOUR BARRIER ON
50mm MINERAL FIBRE INSULATION ON
2 LAYERS 13mm TYPE 'X' GYPSUM BOARD

W7 VERTICAL METAL SIDING ROOF WALL
VERTICAL METAL SIDING ON
22mm HORIZONTAL FURRING CHANNELS ON
75mm THERMAL SPACERS W/
75mm MINERAL FIBRE INSULATION ON
TYVEK AIR BARRIER ON
13mm GYPSUM SHEATHING ON
152-43mil STRUCT. STEEL STUDS @ 400mm O.C. ON
6mil POLY VAPOUR BARRIER ON
16mm GYPSUM BOARD

W8 ARCHITECTURAL BLOCK WALL ON BLOCK
90mm ARCHITECTURAL BLOCK W/
CLADDING TIES ANCHORED TO STUD FRAMING
30mm AIR SPACE ON
75mm MINERAL FIBRE INSULATION ON
TYVEK AIR BARRIER ON
190mm CONCRETE BLOCK WALL ON
16mm GYPSUM BOARD (LAMINATED)

W9 VERTICAL METAL SIDING BLOCK WALL (SERVICE BAY)
VERTICAL METAL SIDING ON
22mm HORIZONTAL FURRING CHANNELS
25mm AIR SPACE ON
75mm THERMAL SPACERS W/
75mm MINERAL FIBRE INSULATION ON
TYVEK AIR BARRIER ON
240mm CONCRETE BLOCK WALL

W10 ARCHITECTURAL BLOCK WALL (SERVICE BAY)
90mm ARCHITECTURAL BLOCK W/
CLADDING TIES ANCHORED TO STUD FRAMING
30mm AIR SPACE ON
75mm MINERAL FIBRE INSULATION ON
TYVEK AIR BARRIER ON
240mm CONCRETE BLOCK WALL

***** TYPICAL FOR EXTERIOR WALLS W/ BRACE FRAMES
(SAME AS THE LISTED ASSEMBLY EXCEPT
PROVIDE 25mm HORIZONTAL FURRING CHANNELS ON
INTERIOR SIDE OF STEEL STUDS TO SUPPORT
GYPSUM BOARD (SEE PLAN DETAILS)

ROOF ASSEMBLIES

R1 ROOF ASSEMBLY 1:
2 PLY MOD BIT MEMBRANE
6mm PROTECTION BOARD
2% TAPERED ISO INSULATION
75mm BASE LAYER OF ISO INSULATION
VAPOUR BARRIER
13mm GYPSUM SHEATHING
38mm STEEL DECK

R2 ROOF ASSEMBLY 2:
2 PLY MOD BIT MEMBRANE
6mm PROTECTION BOARD
2% TAPERED ISO INSULATION
90mm BASE LAYER OF ISO INSULATION
VAPOUR BARRIER
13mm GYPSUM SHEATHING
38mm STEEL DECK

R3 ROOF ASSEMBLY 3:
2 PLY MOD BIT MEMBRANE
13mm CEMENT BOARD
38mm STEEL DECK

R4 ROOF ASSEMBLY 4:
2 PLY MOD BIT MEMBRANE
6mm PROTECTION BOARD
2% TAPERED ISO INSULATION
150mm BASE LAYER OF ISO INSULATION
VAPOUR BARRIER
13mm GYPSUM SHEATHING
38mm STEEL DECK

FLOOR ASSEMBLIES

F1 NEW SLAB ON GRADE:
125mm CONCRETE SLAB ON
6mil POLY VAPOUR BARRIER ON
150mm GRANULAR A ON
GRANULAR B

F2 NEW SLAB ON GRADE (SERVICE GARAGE):
150mm CONCRETE SLAB ON
6mil POLY VAPOUR BARRIER ON
150mm GRANULAR A ON
GRANULAR B

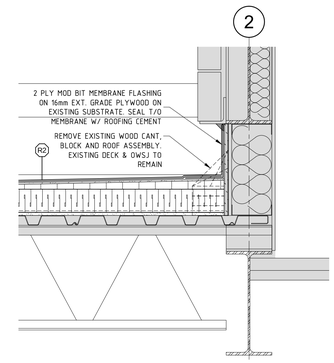

7 / A-12 WALL SECTION
SCALE 1:10

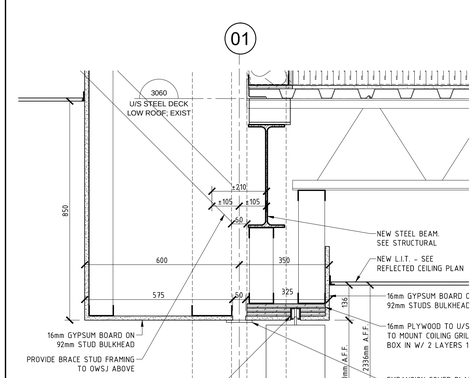

8 / A-12 WALL SECTION
SCALE 1:10

SURGENOR TRUCK GROUP

PARAPET ASSEMBLIES

P1 ALUMINUM PANEL (CANOPY)
ALUMINUM COMPOSITE PANEL
C/W FASTENERS ON
TYVEK AIR BARRIER ON
13mm GYPSUM SHEATHING ON
152-43mil STRUCT. STEEL STUDS @ 400mm O.C. ON
16mm EXT. GRADE PLYWOOD ON
2 PLY MOD BIT MEMBRANE

P2 METAL SIDING STUD
VERTICAL METAL SIDING ON
22mm HORIZONTAL FURRING CHANNELS ON
THERMAL SPACERS
C/W 75mm MINERAL FIBRE INSULATION ON
TYVEK AIR BARRIER ON
13mm GYPSUM SHEATHING ON
152-43mil STRUCT. STEEL STUDS @ 400mm O.C.
C/W BATT INSULATION ON
16mm EXT. GRADE PLYWOOD ON
2 PLY MOD BIT MEMBRANE

P3 METAL FLASHING STUD
PRE-FINISHED METAL FLASHING W/ DRIP EDGE ON
TYVEK AIR BARRIER ON
13mm EXT. GYPSUM SHEATHING ON
WOOD BLOCKING W/ BATT INSULATION ON
13mm GYPSUM SHEATHING ON
152mm STUDS @ 400mm O.C. ON
16mm EXT. GRADE PLYWOOD ON
2 PLY MOD BIT MEMBRANE

P4 ALUMINUM PANEL STUD
ALUMINUM COMPOSITE PANEL C/W FASTENERS ON
22mm HORIZONTAL FURRING CHANNELS ON
THERMAL SPACERS W/
75mm MINERAL FIBRE INSULATION ON
TYVEK AIR BARRIER ON
13mm GYPSUM SHEATHING ON
152mm STUDS @ 400mm O.C. W/
BATT INSULATION ON
16mm EXT. GRADE PLYWOOD ON
2 PLY MOD BIT MEMBRANE.

P5 ARCH. BLOCK STUD
90mm ARCHITECTURAL BLOCK C/W
BRICK TIES
30mm AIR SPACE ON
75mm MINERAL FIBRE INSULATION ON
TYVEK AIR BARRIER ON
13mm GYPSUM SHEATHING ON
152mm STUDS @ 400mm O.C. W/
BATT INSULATION ON
16mm EXT. GRADE PLYWOOD ON
2 PLY MOD BIT MEMBRANE.

P6 ALUMINUM PANEL STUD - ACCENT WALL
SAME AS P4,
EXCEPT 122mm HORIZONTAL FURRING CHANNELS

P7 METAL SIDING BLOCK
VERTICAL METAL SIDING ON
22mm HORIZONTAL FURRING CHANNELS ON
THERMAL SPACERS
C/W 75mm MINERAL FIBRE INSULATION ON
TYVEK AIR BARRIER ON
240mm CONCRETE BLOCK ON
16mm EXT. GRADE PLYWOOD ON
2 PLY MOD BIT MEMBRANE

P8 ALUMINUM PANEL STUD
ALUMINUM COMPOSITE PANEL C/W FASTENERS ON
TYVEK AIR BARRIER ON
16mm EXT. GRADE PLYWOOD SHEATHING ON
102-43mil ST. STUDS @ 400mm O.C. W/
100mm MINERAL FIBRE INSULATION ON
13mm GYPSUM SHEATHING ON
152-43mil ST. STUDS @ 400mm O.C. W/
150mm BATT INSULATION ON
16mm EXT. GRADE PLYWOOD ON
2 PLY MOD BIT MEMBRANE.

GENERAL DEMOLITION NOTES:

1. PAINT ALL EXISTING AREAS OF REMOVALS/ REPAIRS TO MATCH EXISTING COLOURS/ SHEEM/ WALL TEXTURES.
2. REMOVE ALL EXISTING FURNITURE FROM ALL AREAS OF WORK.
3. PATCH & REPAIR ALL SURFACES DAMAGED BY REMOVALS TO MAKE GOOD & MATCH EXISTING.

NO.	ISSUE & REVISIONS	DATE
3	ISSUED FOR TENDER	JAN 17 2019
2	ISSUED FOR PERMIT	DEC 4 2018
1	ISSUED FOR REVIEW	JULY 6 2018

SEAL

Not for construction unless SEALED and SIGNED.

PROJECT NORTH

P&R
PYE & RICHARDS ARCHITECTS INC
824 MEATH STREET OTTAWA ONTARIO K1Z 6B8
TEL: 613 724-7700 FAX: 613 724-1289
EMAIL: staff@pnrarch.com
WEBSITE: www.pyeandrichardsarchitects.com

PROJECT
SURGENOR TRUCK CENTRE EXPANSION
1571 LIVERPOOL COURT OTTAWA, ONTARIO

DRAWING
CONSTRUCTION
WALL SECTIONS

DO NOT SCALE. REFER ANY DIMENSIONAL ERROR AND/ OR POSSIBLE TRADE INTERFERENCE/ CONFLICT TO THE ARCHITECT FOR CLARIFICATION PRIOR TO COMMENCEMENT OF THE WORK. THE CONDITIONS OF THE CONTRACT APPLY.

PROJECT NO. 18-18
SCALE - AS NOTED
DRAWN -
CHECKED -
PLOT DATE - 18 01. 2019
DRAWING NO. **A-12**
PLOTED FROM: DRACO

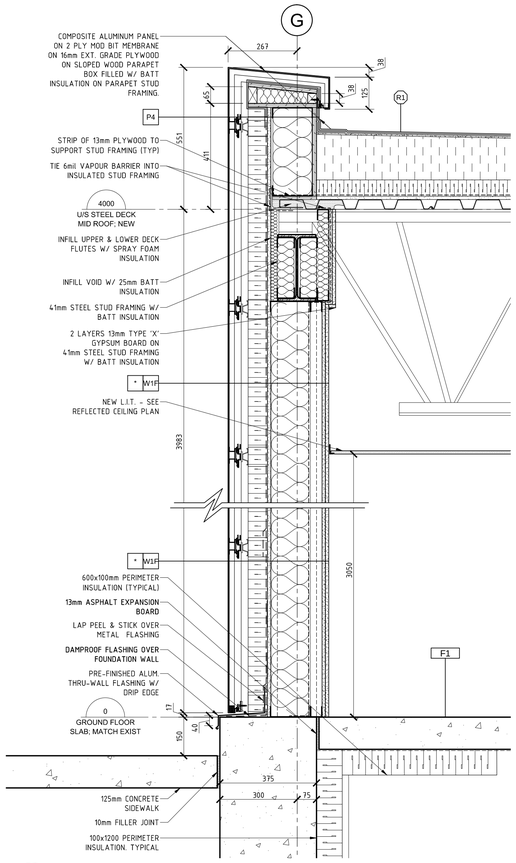

1 A-13 SECTION DETAIL
SCALE 1:10

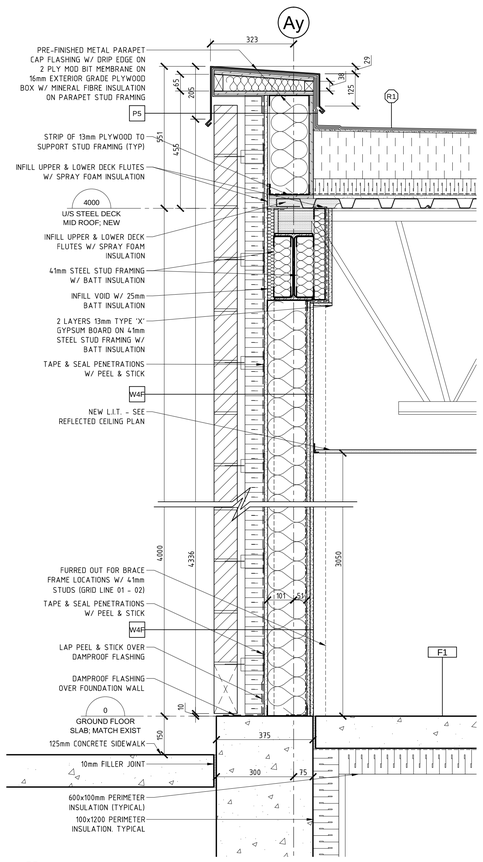

2 A-13 SECTION DETAIL
SCALE 1:10

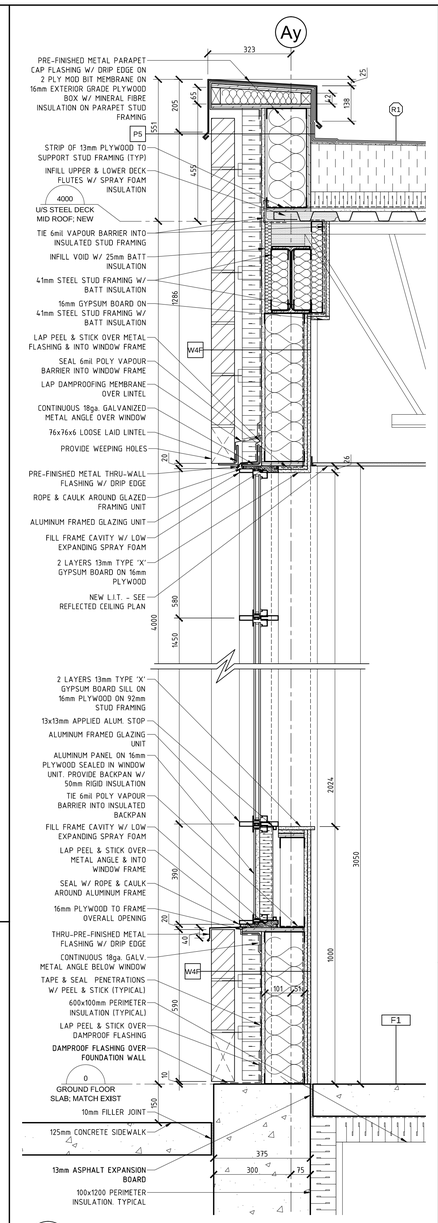

3 A-13 SECTION DETAIL
SCALE 1:10

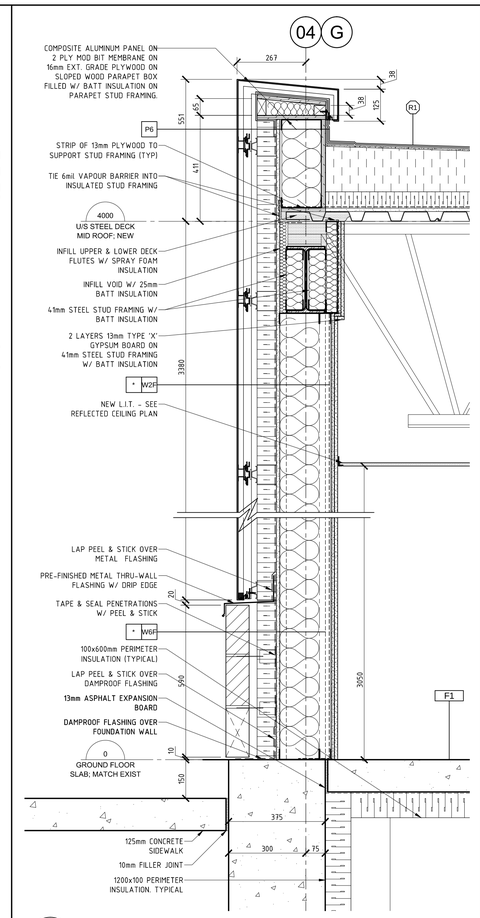

4 A-13 SECTION DETAIL
SCALE 1:10

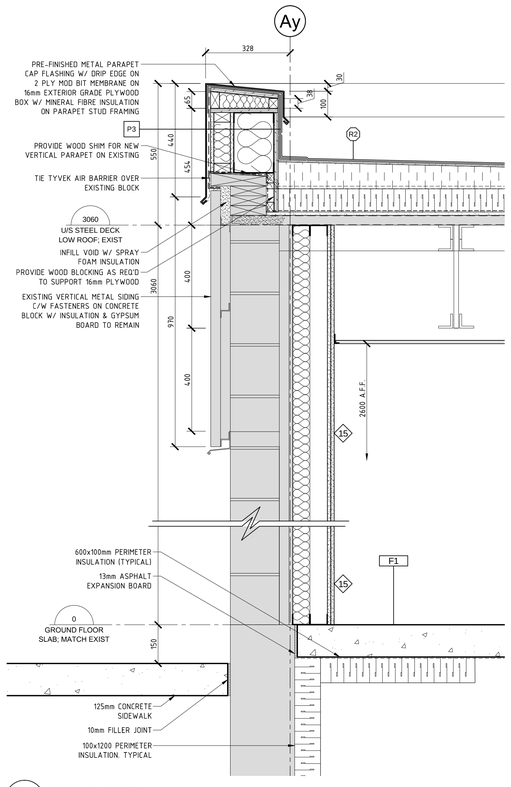

5 A-13 SECTION DETAIL
SCALE 1:10

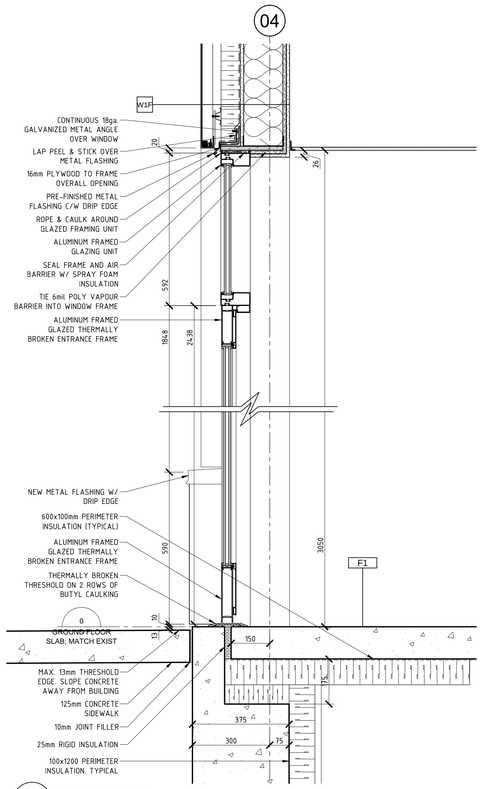

6 A-13 SECTION DETAIL
SCALE 1:10

EXTERIOR WALL ASSEMBLIES

W1 ALUMINUM PANEL STUD WALL
ALUMINUM COMPOSITE PANEL ON
FASTENERS W/ SPACERS AS REQ'D ON
22mm HORIZONTAL HAT CHANNELS ON
75mm THERMAL SPACERS W/
75mm MINERAL FIBRE INSULATION ON
TYVEK AIR BARRIER ON
13mm GYPSUM SHEATHING ON
152-43mil STRUCT. STEEL STUDS @ 400mm O.C. W/
BATT INSULATION ON
6mil POLY VAPOUR BARRIER ON
16mm GYPSUM BOARD

W1F ALUMINUM PANEL STUD WALL - 1HR RATED (SB-2)
SAME AS W1 EXCEPT,
2 LAYERS 13mm TYPE 'X' GYPSUM BOARD ON INSIDE FACE

W2 ALUMINUM PANEL ACCENT WALL
ALUMINUM COMPOSITE PANEL ON
FASTENERS W/ SPACERS AS REQ'D ON
125mm HORIZONTAL GIRTS ON
75mm THERMAL SPACERS W/
75mm MINERAL FIBRE INSULATION ON
TYVEK AIR BARRIER ON
13mm GYPSUM SHEATHING ON
152-43mil STRUCT. STEEL STUDS @ 400mm O.C. W/
BATT INSULATION ON
6mil POLY VAPOUR BARRIER ON
16mm GYPSUM BOARD

W2F ALUMINUM PANEL ACCENT WALL - 1HR RATED (SB-2)
SAME AS W2 EXCEPT,
2 LAYERS 13mm TYPE 'X' GYPSUM BOARD ON INSIDE FACE

W3 ALUMINUM PANEL BLOCK WALL
ALUMINUM COMPOSITE PANEL ON
FASTENERS W/ SPACERS AS REQ'D ON
22mm HORIZONTAL HAT CHANNELS ON
75mm THERMAL SPACERS W/
75mm MINERAL FIBRE INSULATION ON
TYVEK AIR BARRIER ON
190mm CONCRETE BLOCK WALL ON
16mm GYPSUM BOARD (LAMINATED)

W4 ARCHITECTURAL BLOCK WALL BASE
90mm ARCHITECTURAL BLOCK W/
CLADDING TIES ANCHORED TO STUD FRAMING
30mm AIR SPACE ON
75mm MINERAL FIBRE INSULATION ON
TYVEK AIR BARRIER ON
13mm EXTERIOR GRADE PLYWOOD ON
152-43mil STRUCT. STEEL STUDS @ 400mm O.C. ON
6mil POLY VAPOUR BARRIER ON
16mm GYPSUM BOARD

W4F ARCHITECTURAL BLOCK VENEER WALL - 1HR RATED (SB-2)
SAME AS W4 EXCEPT,
2 LAYERS 13mm TYPE 'X' GYPSUM BOARD ON INSIDE FACE

W5 ARCHITECTURAL BLOCK ACCENT WALL BASE
90mm ARCHITECTURAL BLOCK W/
CLADDING TIES ANCHORED TO STUD FRAMING
130mm AIR SPACE ON
75mm MINERAL FIBRE INSULATION ON
TYVEK AIR BARRIER ON
13mm EXTERIOR GRADE PLYWOOD ON
152-43mil STRUCT. STEEL STUDS @ 400mm O.C. ON
6mil POLY VAPOUR BARRIER ON
16mm GYPSUM BOARD

W5F ARCHITECTURAL BLOCK WALL BASE - 1HR RATED (SB-2)
SAME AS W5 EXCEPT,
2 LAYERS 13mm TYPE 'X' GYPSUM BOARD ON INSIDE FACE

W6 CONCRETE BLOCK INFILL WALL
240mm CONCRETE BLOCK ON
6mil POLY VAPOUR BARRIER ON
50mm MINERAL FIBRE INSULATION ON
2 LAYERS 13mm TYPE 'X' GYPSUM BOARD

W7 VERTICAL METAL SIDING ROOF WALL
VERTICAL METAL SIDING ON
22mm HORIZONTAL FURRING CHANNELS ON
75mm THERMAL SPACERS W/
75mm MINERAL FIBRE INSULATION ON
TYVEK AIR BARRIER ON
13mm GYPSUM SHEATHING ON
152-43mil STRUCT. STEEL STUDS @ 400mm O.C. ON
6mil POLY VAPOUR BARRIER ON
16mm GYPSUM BOARD

W8 ARCHITECTURAL BLOCK WALL ON BLOCK
90mm ARCHITECTURAL BLOCK W/
CLADDING TIES ANCHORED TO STUD FRAMING
30mm AIR SPACE ON
75mm MINERAL FIBRE INSULATION ON
TYVEK AIR BARRIER ON
190mm CONCRETE BLOCK WALL ON
16mm GYPSUM BOARD (LAMINATED)

W9 VERTICAL METAL SIDING BLOCK WALL (SERVICE BAY)
VERTICAL METAL SIDING ON
22mm HORIZONTAL FURRING CHANNELS
25mm AIR SPACE ON
75mm THERMAL SPACERS W/
75mm MINERAL FIBRE INSULATION ON
TYVEK AIR BARRIER ON
240mm CONCRETE BLOCK WALL

W10 ARCHITECTURAL BLOCK WALL (SERVICE BAY)
90mm ARCHITECTURAL BLOCK W/
CLADDING TIES ANCHORED TO STUD FRAMING
30mm AIR SPACE ON
75mm MINERAL FIBRE INSULATION ON
TYVEK AIR BARRIER ON
240mm CONCRETE BLOCK WALL

***** TYPICAL FOR EXTERIOR WALLS W/ BRACE FRAMES
(SAME AS THE LISTED ASSEMBLY EXCEPT
PROVIDE 25mm HORIZONTAL FURRING CHANNELS ON
INTERIOR SIDE OF STEEL STUDS TO SUPPORT
GYPSUM BOARD (SEE PLAN DETAILS)

ROOF ASSEMBLIES

R1 ROOF ASSEMBLY 1:
2 PLY MOD BIT MEMBRANE
6mm PROTECTION BOARD
2% TAPERED ISO INSULATION
75mm BASE LAYER OF ISO INSULATION
VAPOUR BARRIER
13mm GYPSUM SHEATHING
38mm STEEL DECK

R2 ROOF ASSEMBLY 2:
2 PLY MOD BIT MEMBRANE
6mm PROTECTION BOARD
2% TAPERED ISO INSULATION
90mm BASE LAYER OF ISO INSULATION
VAPOUR BARRIER
13mm GYPSUM SHEATHING
38mm STEEL DECK

R3 ROOF ASSEMBLY 3:
2 PLY MOD BIT MEMBRANE
13mm CEMENT BOARD
38mm STEEL DECK

R4 ROOF ASSEMBLY 4:
2 PLY MOD BIT MEMBRANE
6mm PROTECTION BOARD
2% TAPERED ISO INSULATION
150mm BASE LAYER OF ISO INSULATION
VAPOUR BARRIER
13mm GYPSUM SHEATHING
38mm STEEL DECK

FLOOR ASSEMBLIES

F1 NEW SLAB ON GRADE:
125mm CONCRETE SLAB ON
6mil POLY VAPOUR BARRIER ON
150mm GRANULAR A ON
GRANULAR B

F2 NEW SLAB ON GRADE (SERVICE GARAGE):
150mm CONCRETE SLAB ON
6mil POLY VAPOUR BARRIER ON
150mm GRANULAR A ON
GRANULAR B

SURGENOR TRUCK GROUP

PARAPET ASSEMBLIES

P1 ALUMINUM PANEL (CANOPY)
ALUMINUM COMPOSITE PANEL
C/W FASTENERS ON
TYVEK AIR BARRIER ON
13mm GYPSUM SHEATHING ON
152-43mil STRUCT. STEEL STUDS @ 400mm O.C. ON
16mm EXT. GRADE PLYWOOD ON
2 PLY MOD BIT MEMBRANE

P2 METAL SIDING STUD
VERTICAL METAL SIDING ON
22mm HORIZONTAL FURRING CHANNELS ON
THERMAL SPACERS
C/W 75mm MINERAL FIBRE INSULATION ON
TYVEK AIR BARRIER ON
13mm GYPSUM SHEATHING ON
152-43mil STRUCT. STEEL STUDS @ 400mm O.C.
C/W BATT INSULATION ON
16mm EXT. GRADE PLYWOOD ON
2 PLY MOD BIT MEMBRANE

P3 METAL FLASHING STUD
PRE-FINISHED METAL FLASHING W/ DRIP EDGE ON
TYVEK AIR BARRIER ON
13mm EXT. GYPSUM SHEATHING ON
WOOD BLOCKING W/ BATT INSULATION ON
13mm GYPSUM SHEATHING ON
152mm STUDS @ 400mm O.C. ON
16mm EXT. GRADE PLYWOOD ON
2 PLY MOD BIT MEMBRANE

P4 ALUMINUM PANEL STUD
ALUMINUM COMPOSITE PANEL C/W FASTENERS ON
22mm HORIZONTAL FURRING CHANNELS ON
THERMAL SPACERS W/
75mm MINERAL FIBRE INSULATION ON
TYVEK AIR BARRIER ON
13mm GYPSUM SHEATHING ON
152mm STUDS @ 400mm O.C. W/
BATT INSULATION ON
16mm EXT. GRADE PLYWOOD ON
2 PLY MOD BIT MEMBRANE.

P5 ARCH BLOCK STUD
90mm ARCHITECTURAL BLOCK C/W
BRICK TIES
30mm AIR SPACE ON
75mm MINERAL FIBRE INSULATION ON
TYVEK AIR BARRIER ON
13mm GYPSUM SHEATHING ON
152mm STUDS @ 400mm O.C. W/
BATT INSULATION ON
16mm EXT. GRADE PLYWOOD ON
2 PLY MOD BIT MEMBRANE

P6 ALUMINUM PANEL STUD - ACCENT WALL
SAME AS P4,
EXCEPT 122mm HORIZONTAL FURRING CHANNELS

P7 METAL SIDING BLOCK
VERTICAL METAL SIDING ON
22mm HORIZONTAL FURRING CHANNELS ON
THERMAL SPACERS
C/W 75mm MINERAL FIBRE INSULATION ON
TYVEK AIR BARRIER ON
240mm CONCRETE BLOCK ON
16mm EXT. GRADE PLYWOOD ON
2 PLY MOD BIT MEMBRANE

P8 ALUMINUM PANEL STUD
ALUMINUM COMPOSITE PANEL C/W FASTENERS ON
TYVEK AIR BARRIER ON
16mm EXT. GRADE PLYWOOD SHEATHING ON
102-43mil ST. STUDS @ 400mm O.C. W/
100mm MINERAL FIBRE INSULATION ON
13mm GYPSUM SHEATHING ON
152-43mil ST. STUDS @ 400mm O.C. W/
150mm BATT INSULATION ON
16mm EXT. GRADE PLYWOOD ON
2 PLY MOD BIT MEMBRANE.

GENERAL DEMOLITION NOTES:

1. PAINT ALL EXISTING AREAS OF REMOVALS/ REPAIRS TO MATCH EXISTING COLOURS/ SHEEM/ WALL TEXTURES.
2. REMOVE ALL EXISTING FURNITURE FROM ALL AREAS OF WORK.
3. PATCH & REPAIR ALL SURFACES DAMAGED BY REMOVALS TO MAKE GOOD & MATCH EXISTING.

NO.	ISSUE & REVISIONS	DATE
3	ISSUED FOR TENDER	JAN 17 2019
2	ISSUED FOR PERMIT	DEC 4 2018
1	ISSUED FOR REVIEW	JULY 6 2018

SEAL

Not for construction unless SEALED and SIGNED.

PROJECT NORTH

P&R
PYE & RICHARDS ARCHITECTS INC
824 MEATH STREET OTTAWA ONTARIO K1Z 6E8
TEL: 613 724-7700 FAX: 613 724-1289
EMAIL: staff@pnrarch.com
WEBSITE: www.pyeandrichardsarchitects.com

PROJECT
SURGENOR TRUCK CENTRE EXPANSION
1571 LIVERPOOL COURT OTTAWA, ONTARIO

DRAWING
CONSTRUCTION
WALL SECTIONS

DO NOT SCALE. REFER ANY DIMENSIONAL ERROR AND/ OR POSSIBLE TRADE INTERFERENCE/ CONFLICT TO THE ARCHITECT FOR CLARIFICATION PRIOR TO COMMENCEMENT OF THE WORK. THE CONDITIONS OF THE CONTRACT APPLY.

PROJECT NO. 18-18	DRAWING NO.
SCALE - AS NOTED	A-13
DRAWN -	
CHECKED -	
PLOT DATE - 18 01. 2019	PLOTED FROM: DRACO

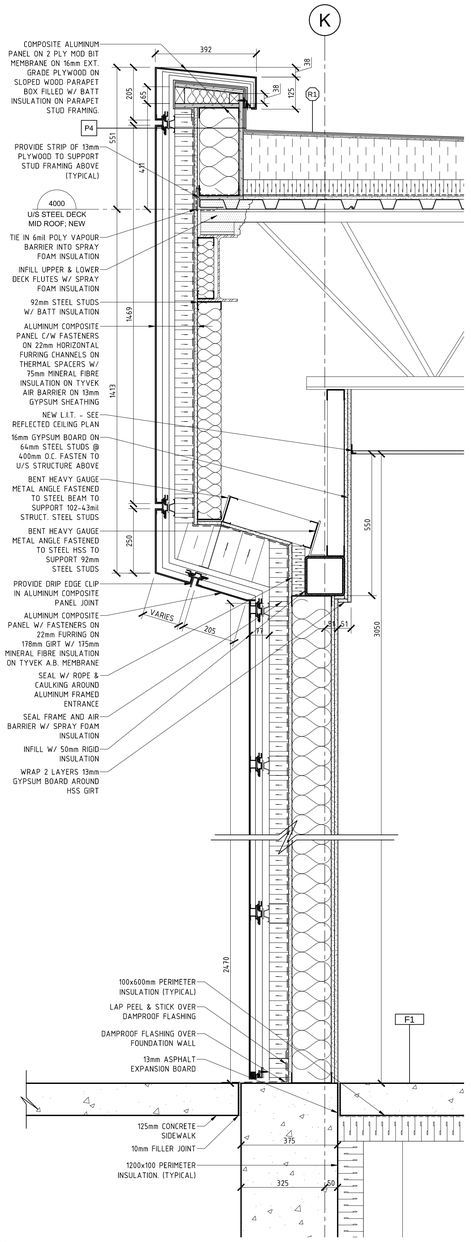

1 / A-14 SECTION DETAIL
SCALE 1:20

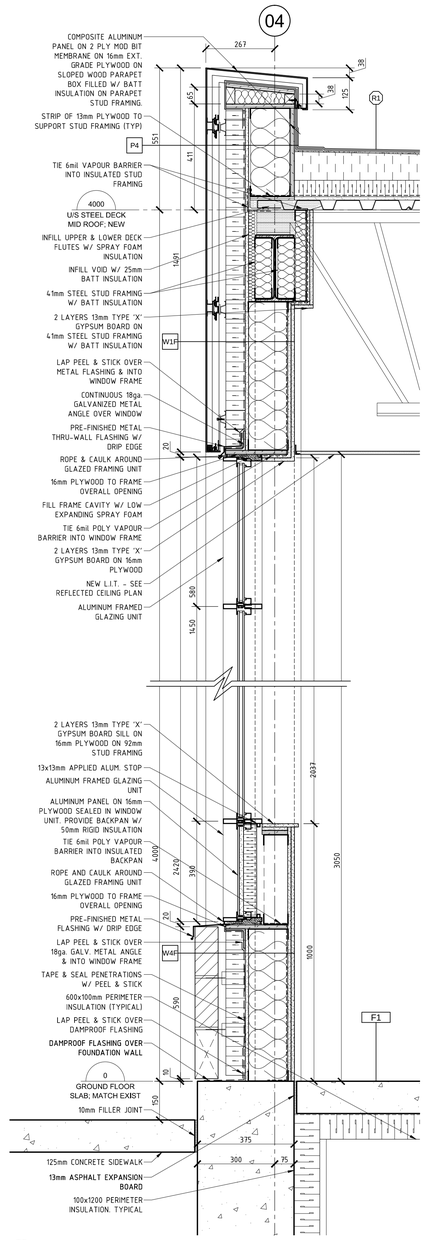

2 / A-14 SECTION DETAIL
SCALE 1:20

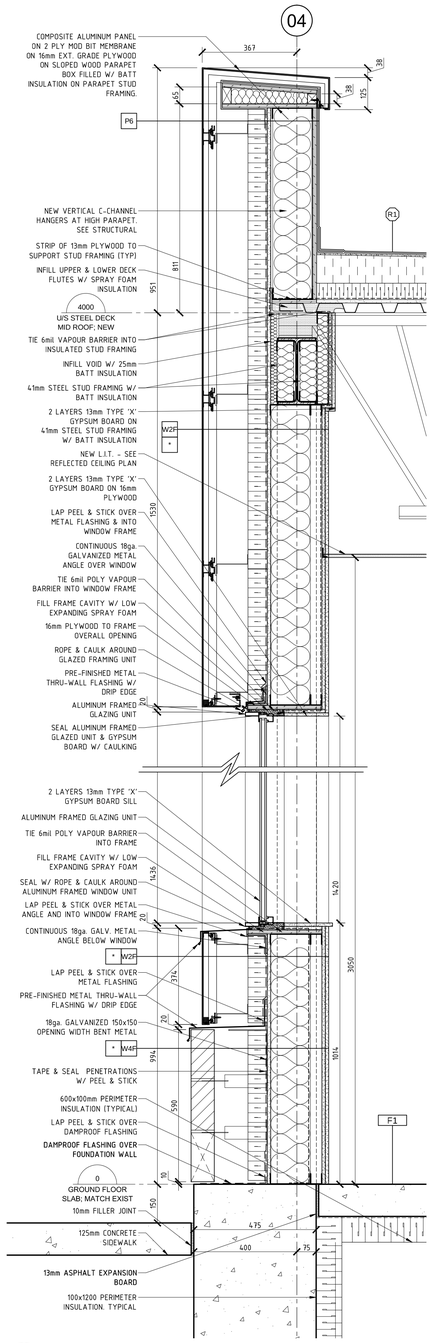

3 / A-14 SECTION DETAIL
SCALE 1:20

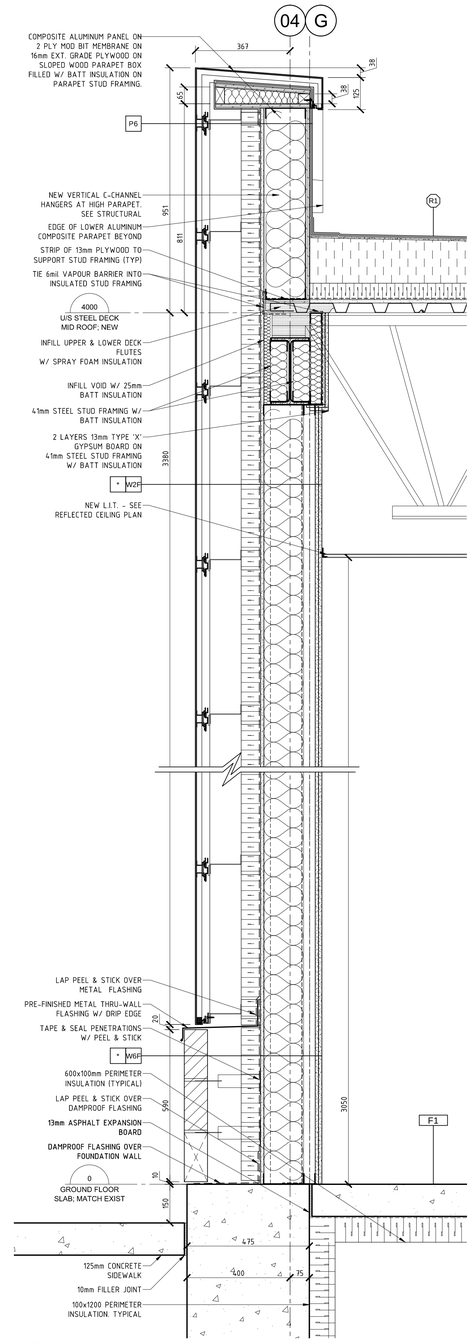

4 / A-14 SECTION DETAIL
SCALE 1:20

EXTERIOR WALL ASSEMBLIES

W1 ALUMINUM PANEL STUD WALL
ALUMINUM COMPOSITE PANEL ON FASTENERS W/ SPACERS AS REQ'D ON 22mm HORIZONTAL HAT CHANNELS ON 75mm THERMAL SPACERS W/ 75mm MINERAL FIBRE INSULATION ON TYVEK AIR BARRIER ON 13mm GYPSUM SHEATHING ON 152-43mil STRUCT. STEEL STUDS @ 400mm O.C. W/ BATT INSULATION ON 6mil POLY VAPOUR BARRIER ON 16mm GYPSUM BOARD

W1F ALUMINUM PANEL STUD WALL - 1HR RATED (SB-2)
SAME AS W1 EXCEPT,
2 LAYERS 13mm TYPE 'X' GYPSUM BOARD ON INSIDE FACE

W2 ALUMINUM PANEL ACCENT WALL
ALUMINUM COMPOSITE PANEL ON FASTENERS W/ SPACERS AS REQ'D ON 125mm HORIZONTAL GIRTS ON 75mm THERMAL SPACERS W/ 75mm MINERAL FIBRE INSULATION ON TYVEK AIR BARRIER ON 13mm GYPSUM SHEATHING ON 152-43mil STRUCT. STEEL STUDS @ 400mm O.C. W/ BATT INSULATION ON 6mil POLY VAPOUR BARRIER ON 16mm GYPSUM BOARD

W2F ALUMINUM PANEL ACCENT WALL - 1HR RATED (SB-2)
SAME AS W2 EXCEPT,
2 LAYERS 13mm TYPE 'X' GYPSUM BOARD ON INSIDE FACE

W3 ALUMINUM PANEL BLOCK WALL
ALUMINUM COMPOSITE PANEL ON FASTENERS W/ SPACERS AS REQ'D ON 22mm HORIZONTAL HAT CHANNELS ON 75mm THERMAL SPACERS W/ 75mm MINERAL FIBRE INSULATION ON TYVEK AIR BARRIER ON 190mm CONCRETE BLOCK WALL ON 16mm GYPSUM BOARD (LAMINATED)

W4 ARCHITECTURAL BLOCK WALL BASE
90mm ARCHITECTURAL BLOCK W/ CLADDING TIES ANCHORED TO STUD FRAMING 30mm AIR SPACE ON 75mm MINERAL FIBRE INSULATION ON TYVEK AIR BARRIER ON 13mm EXTERIOR GRADE PLYWOOD ON 152-43mil STRUCT. STEEL STUDS @ 400mm O.C. ON 6mil POLY VAPOUR BARRIER ON 16mm GYPSUM BOARD

W4F ARCHITECTURAL BLOCK VENEER WALL - 1HR RATED (SB-2)
SAME AS W4 EXCEPT,
2 LAYERS 13mm TYPE 'X' GYPSUM BOARD ON INSIDE FACE

W5 ARCHITECTURAL BLOCK ACCENT WALL BASE
90mm ARCHITECTURAL BLOCK W/ CLADDING TIES ANCHORED TO STUD FRAMING 130mm AIR SPACE ON 75mm MINERAL FIBRE INSULATION ON TYVEK AIR BARRIER ON 13mm EXTERIOR GRADE PLYWOOD ON 152-43mil STRUCT. STEEL STUDS @ 400mm O.C. ON 6mil POLY VAPOUR BARRIER ON 16mm GYPSUM BOARD

W5F ARCHITECTURAL BLOCK WALL BASE - 1HR RATED (SB-2)
SAME AS W5 EXCEPT,
2 LAYERS 13mm TYPE 'X' GYPSUM BOARD ON INSIDE FACE

W6 CONCRETE BLOCK INFILL WALL
240mm CONCRETE BLOCK ON 6mil POLY VAPOUR BARRIER ON 50mm MINERAL FIBRE INSULATION ON 2 LAYERS 13mm TYPE 'X' GYPSUM BOARD

W7 VERTICAL METAL SIDING ROOF WALL
VERTICAL METAL SIDING ON 22mm HORIZONTAL FURRING CHANNELS ON 75mm THERMAL SPACERS W/ 75mm MINERAL FIBRE INSULATION ON TYVEK AIR BARRIER ON 13mm GYPSUM SHEATHING ON 152-43mil STRUCT. STEEL STUDS @ 400mm O.C. ON 6mil POLY VAPOUR BARRIER ON 16mm GYPSUM BOARD

W8 ARCHITECTURAL BLOCK WALL ON BLOCK
90mm ARCHITECTURAL BLOCK W/ CLADDING TIES ANCHORED TO STUD FRAMING 30mm AIR SPACE ON 75mm MINERAL FIBRE INSULATION ON TYVEK AIR BARRIER ON 190mm CONCRETE BLOCK WALL ON 16mm GYPSUM BOARD (LAMINATED)

W9 VERTICAL METAL SIDING BLOCK WALL (SERVICE BAY)
VERTICAL METAL SIDING ON 22mm HORIZONTAL FURRING CHANNELS 25mm AIR SPACE ON 75mm THERMAL SPACERS W/ 75mm MINERAL FIBRE INSULATION ON TYVEK AIR BARRIER ON 240mm CONCRETE BLOCK WALL

W10 ARCHITECTURAL BLOCK WALL (SERVICE BAY)
90mm ARCHITECTURAL BLOCK W/ CLADDING TIES ANCHORED TO STUD FRAMING 30mm AIR SPACE ON 75mm MINERAL FIBRE INSULATION ON TYVEK AIR BARRIER ON 240mm CONCRETE BLOCK WALL

***** TYPICAL FOR EXTERIOR WALLS W/ BRACE FRAMES
(SAME AS THE LISTED ASSEMBLY EXCEPT PROVIDE 25mm HORIZONTAL FURRING CHANNELS ON INTERIOR SIDE OF STEEL STUDS TO SUPPORT GYPSUM BOARD (SEE PLAN DETAILS)

ROOF ASSEMBLIES

R1 ROOF ASSEMBLY 1:
2 PLY MOD BIT MEMBRANE
6mm PROTECTION BOARD
2% TAPERED ISO INSULATION
75mm BASE LAYER OF ISO INSULATION
VAPOUR BARRIER
13mm GYPSUM SHEATHING
38mm STEEL DECK

R2 ROOF ASSEMBLY 2:
2 PLY MOD BIT MEMBRANE
6mm PROTECTION BOARD
2% TAPERED ISO INSULATION
90mm BASE LAYER OF ISO INSULATION
VAPOUR BARRIER
13mm GYPSUM SHEATHING
38mm STEEL DECK

R3 ROOF ASSEMBLY 3:
2 PLY MOD BIT MEMBRANE
13mm CEMENT BOARD
38mm STEEL DECK

R4 ROOF ASSEMBLY 4:
2 PLY MOD BIT MEMBRANE
6mm PROTECTION BOARD
2% TAPERED ISO INSULATION
150mm BASE LAYER OF ISO INSULATION
VAPOUR BARRIER
13mm GYPSUM SHEATHING
38mm STEEL DECK

FLOOR ASSEMBLIES

F1 NEW SLAB ON GRADE:
125mm CONCRETE SLAB ON
6mil POLY VAPOUR BARRIER ON
150mm GRANULAR A ON
GRANULAR B

F2 NEW SLAB ON GRADE (SERVICE GARAGE):
150mm CONCRETE SLAB ON
6mil POLY VAPOUR BARRIER ON
150mm GRANULAR A ON
GRANULAR B

SURGENOR TRUCK GROUP

PARAPET ASSEMBLIES

P1 ALUMINUM PANEL (CANOPY)
ALUMINUM COMPOSITE PANEL C/W FASTENERS ON TYVEK AIR BARRIER ON 13mm GYPSUM SHEATHING ON 152-43mil STRUCT. STEEL STUDS @ 400mm O.C. ON 16mm EXT. GRADE PLYWOOD ON 2 PLY MOD BIT MEMBRANE

P2 METAL SIDING STUD
VERTICAL METAL SIDING ON 22mm HORIZONTAL FURRING CHANNELS ON THERMAL SPACERS C/W 75mm MINERAL FIBRE INSULATION ON TYVEK AIR BARRIER ON 13mm GYPSUM SHEATHING ON 152-43mil STRUCT. STEEL STUDS @ 400mm O.C. C/W BATT INSULATION ON 16mm EXT. GRADE PLYWOOD ON 2 PLY MOD BIT MEMBRANE

P3 METAL FLASHING STUD
PRE-FINISHED METAL FLASHING W/ DRIP EDGE ON TYVEK AIR BARRIER ON 13mm EXT. GYPSUM SHEATHING ON WOOD BLOCKING W/ BATT INSULATION ON 13mm GYPSUM SHEATHING ON 152mm STUDS @ 400mm O.C. ON 16mm EXT. GRADE PLYWOOD ON 2 PLY MOD BIT MEMBRANE

P4 ALUMINUM PANEL STUD
ALUMINUM COMPOSITE PANEL C/W FASTENERS ON 22mm HORIZONTAL FURRING CHANNELS ON THERMAL SPACERS W/ 75mm MINERAL FIBRE INSULATION ON TYVEK AIR BARRIER ON 13mm GYPSUM SHEATHING ON 152mm STUDS @ 400mm O.C. W/ BATT INSULATION ON 16mm EXT. GRADE PLYWOOD ON 2 PLY MOD BIT MEMBRANE.

P5 ARCH BLOCK STUD
90mm ARCHITECTURAL BLOCK C/W BRICK TIES 30mm AIR SPACE ON 75mm MINERAL FIBRE INSULATION ON TYVEK AIR BARRIER ON 13mm GYPSUM SHEATHING ON 152mm STUDS @ 400mm O.C. W/ BATT INSULATION ON 16mm EXT. GRADE PLYWOOD ON 2 PLY MOD BIT MEMBRANE

P6 ALUMINUM PANEL STUD - ACCENT WALL
SAME AS P4,
EXCEPT 122mm HORIZONTAL FURRING CHANNELS

P7 METAL SIDING BLOCK
VERTICAL METAL SIDING ON 22mm HORIZONTAL FURRING CHANNELS ON THERMAL SPACERS C/W 75mm MINERAL FIBRE INSULATION ON TYVEK AIR BARRIER ON 240mm CONCRETE BLOCK ON 16mm EXT. GRADE PLYWOOD ON 2 PLY MOD BIT MEMBRANE

P8 ALUMINUM PANEL STUD
ALUMINUM COMPOSITE PANEL C/W FASTENERS ON TYVEK AIR BARRIER ON 16mm EXT. GRADE PLYWOOD SHEATHING ON 102-43mil ST. STUDS @ 400mm O.C. W/ 100mm MINERAL FIBRE INSULATION ON 13mm GYPSUM SHEATHING ON 152-43mil ST. STUDS @ 400mm O.C. W/ 150mm BATT INSULATION ON 16mm EXT. GRADE PLYWOOD ON 2 PLY MOD BIT MEMBRANE.

GENERAL DEMOLITION NOTES:

1. PAINT ALL EXISTING AREAS OF REMOVALS/ REPAIRS TO MATCH EXISTING COLOURS/ SHEEM/ WALL TEXTURES.
2. REMOVE ALL EXISTING FURNITURE FROM ALL AREAS OF WORK.
3. PATCH & REPAIR ALL SURFACES DAMAGED BY REMOVALS TO MAKE GOOD & MATCH EXISTING.

NO.	ISSUE & REVISIONS	DATE
2	ISSUED FOR TENDER	JAN 17 2019
1	ISSUED FOR PERMIT	DEC 4 2018

SEAL

Not for construction unless SEALED and SIGNED.

PROJECT NORTH

P&R
PYE & RICHARDS ARCHITECTS INC
824 MEATH STREET OTTAWA ONTARIO K1Z 6E8
TEL: 613 724-7700 FAX: 613 724-1289
EMAIL: staff@prnarch.com
WEBSITE: www.pyeandrichardsarchitects.com

PROJECT
SURGENOR TRUCK CENTRE EXPANSION
1571 LIVERPOOL COURT OTTAWA, ONTARIO

DRAWING
CONSTRUCTION WALL SECTIONS

DO NOT SCALE. REFER ANY DIMENSIONAL ERROR AND/ OR POSSIBLE TRADE INTERFERENCE/ CONFLICT TO THE ARCHITECT FOR CLARIFICATION PRIOR TO COMMENCEMENT OF THE WORK. THE CONDITIONS OF THE CONTRACT APPLY.

PROJECT NO. 18-18
SCALE - AS NOTED
DRAWN -
CHECKED -
PLOT DATE - 18 01. 2019
DRAWING NO. **A-14**
PLOTED FROM: DRACO

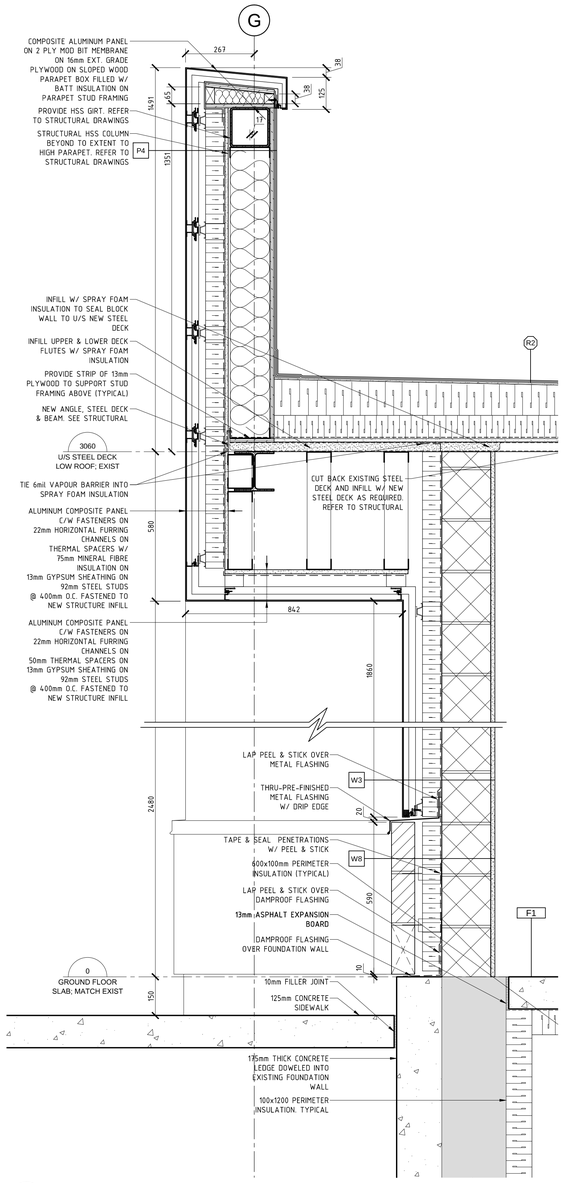

1 A-15 SECTION DETAIL
SCALE 1:10

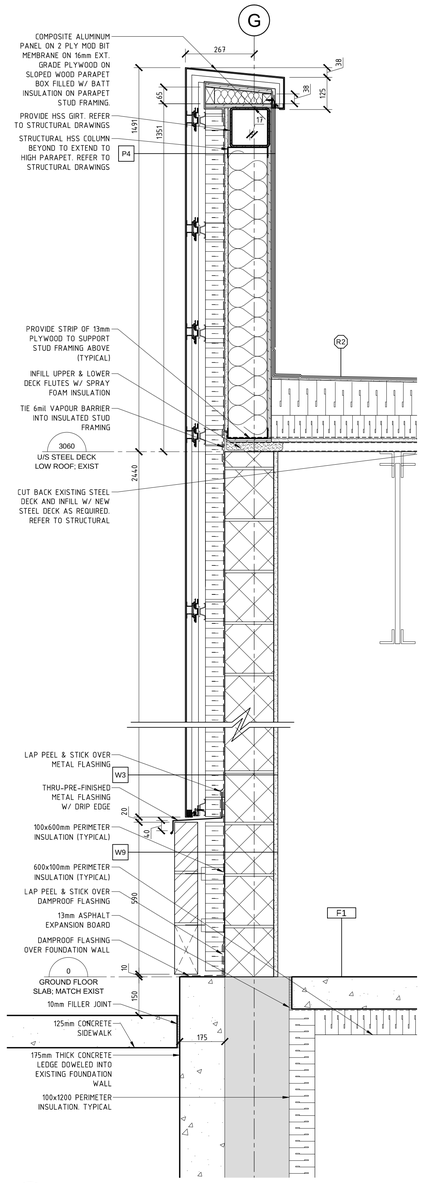

2 A-15 SECTION DETAIL
SCALE 1:10

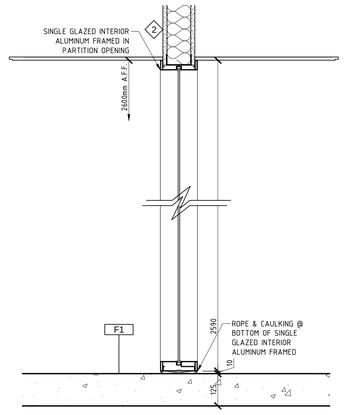

5 A-15 SECTION DETAIL
SCALE 1:10

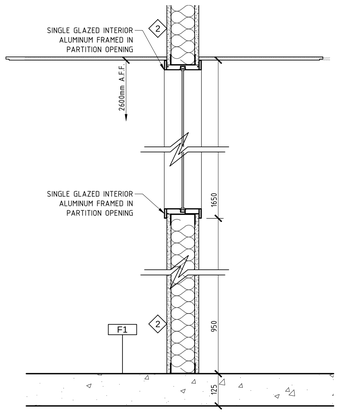

6 A-15 SECTION DETAIL
SCALE 1:10

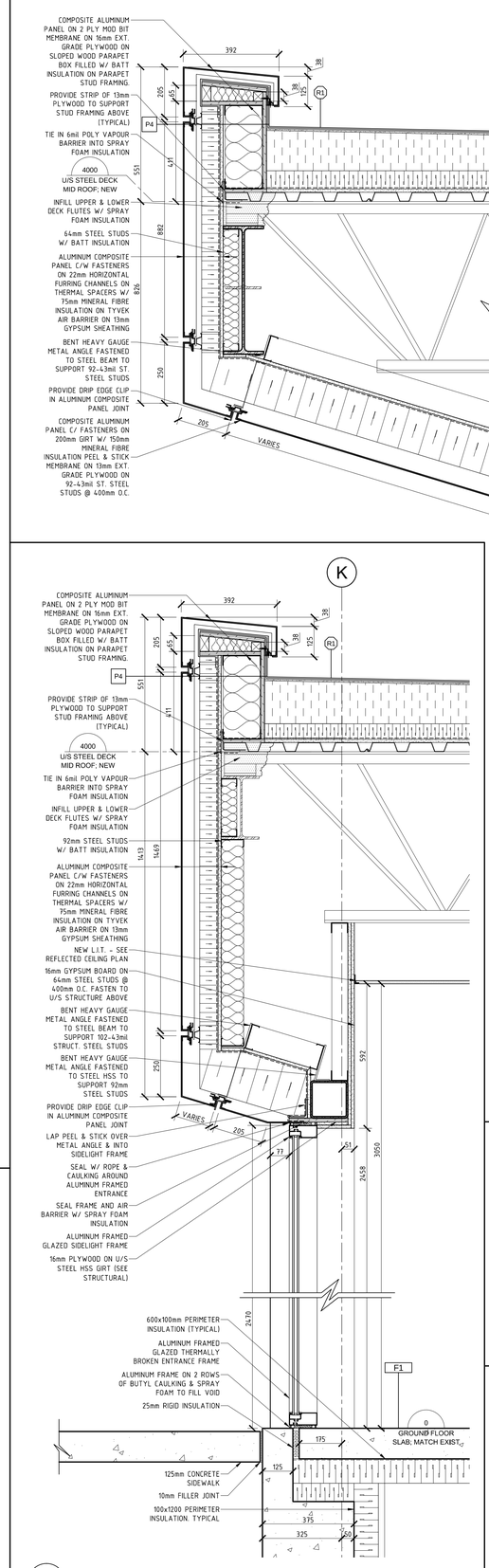

3 A-15 SECTION DETAIL
SCALE 1:10

4 A-15 SECTION DETAIL
SCALE 1:10

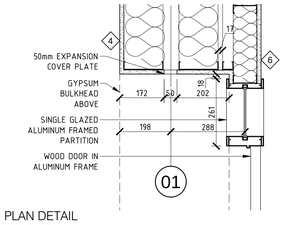

7 A-15 PLAN DETAIL
SCALE 1:10

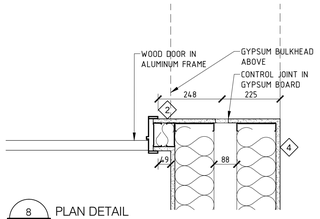

8 A-15 PLAN DETAIL
SCALE 1:10

EXTERIOR WALL ASSEMBLIES

W1 ALUMINUM PANEL STUD WALL
ALUMINUM COMPOSITE PANEL ON FASTENERS W/ SPACERS AS REQ'D ON 22mm HORIZONTAL HAT CHANNELS ON 75mm THERMAL SPACERS W/ 75mm MINERAL FIBRE INSULATION ON TYVEK AIR BARRIER ON 13mm GYPSUM SHEATHING ON 152-43mil STRUCT. STEEL STUDS @ 400mm O.C. W/ BATT INSULATION ON 6mil POLY VAPOUR BARRIER ON 16mm GYPSUM BOARD

W1F ALUMINUM PANEL STUD WALL - 1HR RATED (SB-2)
SAME AS W1 EXCEPT,
2 LAYERS 13mm TYPE 'X' GYPSUM BOARD ON INSIDE FACE

W2 ALUMINUM PANEL ACCENT WALL
ALUMINUM COMPOSITE PANEL ON FASTENERS W/ SPACERS AS REQ'D ON 125mm HORIZONTAL GIRTS ON 75mm THERMAL SPACERS W/ 75mm MINERAL FIBRE INSULATION ON TYVEK AIR BARRIER ON 13mm GYPSUM SHEATHING ON 152-43mil STRUCT. STEEL STUDS @ 400mm O.C. W/ BATT INSULATION ON 6mil POLY VAPOUR BARRIER ON 16mm GYPSUM BOARD

W2F ALUMINUM PANEL ACCENT WALL - 1HR RATED (SB-2)
SAME AS W2 EXCEPT,
2 LAYERS 13mm TYPE 'X' GYPSUM BOARD ON INSIDE FACE

W3 ALUMINUM PANEL BLOCK WALL
ALUMINUM COMPOSITE PANEL ON FASTENERS W/ SPACERS AS REQ'D ON 22mm HORIZONTAL HAT CHANNELS ON 75mm THERMAL SPACERS W/ 75mm MINERAL FIBRE INSULATION ON TYVEK AIR BARRIER ON 190mm CONCRETE BLOCK WALL ON 16mm GYPSUM BOARD (LAMINATED)

W4 ARCHITECTURAL BLOCK WALL BASE
90mm ARCHITECTURAL BLOCK W/ CLADDING TIES ANCHORED TO STUD FRAMING 30mm AIR SPACE ON 75mm MINERAL FIBRE INSULATION ON TYVEK AIR BARRIER ON 13mm EXTERIOR GRADE PLYWOOD ON 152-43mil STRUCT. STEEL STUDS @ 400mm O.C. ON 6mil POLY VAPOUR BARRIER ON 16mm GYPSUM BOARD

W4F ARCHITECTURAL BLOCK VENEER WALL - 1HR RATED (SB-2)
SAME AS W4 EXCEPT,
2 LAYERS 13mm TYPE 'X' GYPSUM BOARD ON INSIDE FACE

W5 ARCH BLOCK STUD
90mm ARCHITECTURAL BLOCK C/W BRICK TIES 30mm AIR SPACE ON 75mm MINERAL FIBRE INSULATION ON TYVEK AIR BARRIER ON 13mm GYPSUM SHEATHING ON 152mm STUDS @ 400mm O.C. W/ BATT INSULATION ON 16mm EXT. GRADE PLYWOOD ON 2 PLY MOD BIT MEMBRANE.

W5F ARCHITECTURAL BLOCK WALL BASE - 1HR RATED (SB-2)
SAME AS W5 EXCEPT,
2 LAYERS 13mm TYPE 'X' GYPSUM BOARD ON INSIDE FACE

W6 CONCRETE BLOCK INFILL WALL
240mm CONCRETE BLOCK ON 6mil POLY VAPOUR BARRIER ON 50mm MINERAL FIBRE INSULATION ON 2 LAYERS 13mm TYPE 'X' GYPSUM BOARD

W7 VERTICAL METAL SIDING ROOF WALL
VERTICAL METAL SIDING ON 22mm HORIZONTAL FURRING CHANNELS ON 75mm THERMAL SPACERS W/ 75mm MINERAL FIBRE INSULATION ON TYVEK AIR BARRIER ON 13mm GYPSUM SHEATHING ON 152-43mil STRUCT. STEEL STUDS @ 400mm O.C. ON 6mil POLY VAPOUR BARRIER ON 16mm GYPSUM BOARD

W8 ARCHITECTURAL BLOCK WALL ON BLOCK
90mm ARCHITECTURAL BLOCK W/ CLADDING TIES ANCHORED TO STUD FRAMING 30mm AIR SPACE ON 75mm MINERAL FIBRE INSULATION ON TYVEK AIR BARRIER ON 190mm CONCRETE BLOCK WALL ON 16mm GYPSUM BOARD (LAMINATED)

W9 VERTICAL METAL SIDING BLOCK WALL (SERVICE BAY)
VERTICAL METAL SIDING ON 22mm HORIZONTAL FURRING CHANNELS 25mm AIR SPACE ON 75mm THERMAL SPACERS W/ 75mm MINERAL FIBRE INSULATION ON TYVEK AIR BARRIER ON 240mm CONCRETE BLOCK WALL

W10 ARCHITECTURAL BLOCK WALL (SERVICE BAY)
90mm ARCHITECTURAL BLOCK W/ CLADDING TIES ANCHORED TO STUD FRAMING 30mm AIR SPACE ON 75mm MINERAL FIBRE INSULATION ON TYVEK AIR BARRIER ON 240mm CONCRETE BLOCK WALL

***** TYPICAL FOR EXTERIOR WALLS W/ BRACE FRAMES
(SAME AS THE LISTED ASSEMBLY EXCEPT PROVIDE 25mm HORIZONTAL FURRING CHANNELS ON INTERIOR SIDE OF STEEL STUDS TO SUPPORT GYPSUM BOARD (SEE PLAN DETAILS)

ROOF ASSEMBLIES

R1 ROOF ASSEMBLY 1:
2 PLY MOD BIT MEMBRANE
6mm PROTECTION BOARD
2% TAPERED ISO INSULATION
75mm BASE LAYER OF ISO INSULATION
VAPOUR BARRIER
13mm GYPSUM SHEATHING
38mm STEEL DECK

R2 ROOF ASSEMBLY 2:
2 PLY MOD BIT MEMBRANE
6mm PROTECTION BOARD
2% TAPERED ISO INSULATION
90mm BASE LAYER OF ISO INSULATION
VAPOUR BARRIER
13mm GYPSUM SHEATHING
38mm STEEL DECK

R3 ROOF ASSEMBLY 3:
2 PLY MOD BIT MEMBRANE
13mm CEMENT BOARD
38mm STEEL DECK

R4 ROOF ASSEMBLY 4:
2 PLY MOD BIT MEMBRANE
6mm PROTECTION BOARD
2% TAPERED ISO INSULATION
150mm BASE LAYER OF ISO INSULATION
VAPOUR BARRIER
13mm GYPSUM SHEATHING
38mm STEEL DECK

FLOOR ASSEMBLIES

F1 NEW SLAB ON GRADE:
125mm CONCRETE SLAB ON
6mil POLY VAPOUR BARRIER ON
150mm GRANULAR A ON
GRANULAR B

F2 NEW SLAB ON GRADE (SERVICE GARAGE):
150mm CONCRETE SLAB ON
6mil POLY VAPOUR BARRIER ON
150mm GRANULAR A ON
GRANULAR B

SURGENOR TRUCK GROUP

PARAPET ASSEMBLIES

P1 ALUMINUM PANEL (CANOPY)
ALUMINUM COMPOSITE PANEL C/W FASTENERS ON TYVEK AIR BARRIER ON 13mm GYPSUM SHEATHING ON 152-43mil STRUCT. STEEL STUDS @ 400mm O.C. ON 16mm EXT. GRADE PLYWOOD ON 2 PLY MOD BIT MEMBRANE

P2 METAL SIDING STUD
VERTICAL METAL SIDING ON 22mm HORIZONTAL FURRING CHANNELS ON THERMAL SPACERS C/W 75mm MINERAL FIBRE INSULATION ON TYVEK AIR BARRIER ON 13mm GYPSUM SHEATHING ON 152-43mil STRUCT. STEEL STUDS @ 400mm O.C. C/W BATT INSULATION ON 16mm EXT. GRADE PLYWOOD ON 2 PLY MOD BIT MEMBRANE

P3 METAL FLASHING STUD
PRE-FINISHED METAL FLASHING W/ DRIP EDGE ON TYVEK AIR BARRIER ON 13mm EXT. GYPSUM SHEATHING ON WOOD BLOCKING W/ BATT INSULATION ON 13mm GYPSUM SHEATHING ON 152mm STUDS @ 400mm O.C. ON 16mm EXT. GRADE PLYWOOD ON 2 PLY MOD BIT MEMBRANE

P4 ALUMINUM PANEL STUD
ALUMINUM COMPOSITE PANEL C/W FASTENERS ON 22mm HORIZONTAL FURRING CHANNELS ON THERMAL SPACERS W/ 75mm MINERAL FIBRE INSULATION ON TYVEK AIR BARRIER ON 13mm GYPSUM SHEATHING ON 152mm STUDS @ 400mm O.C. W/ BATT INSULATION ON 16mm EXT. GRADE PLYWOOD ON 2 PLY MOD BIT MEMBRANE.

P5 90mm ARCHITECTURAL BLOCK C/W BRICK TIES
30mm AIR SPACE ON 75mm MINERAL FIBRE INSULATION ON TYVEK AIR BARRIER ON 13mm GYPSUM SHEATHING ON 152mm STUDS @ 400mm O.C. W/ BATT INSULATION ON 16mm EXT. GRADE PLYWOOD ON 2 PLY MOD BIT MEMBRANE

P6 ALUMINUM PANEL STUD - ACCENT WALL
SAME AS P4,
EXCEPT 122mm HORIZONTAL FURRING CHANNELS

P7 METAL SIDING BLOCK
VERTICAL METAL SIDING ON 22mm HORIZONTAL FURRING CHANNELS ON THERMAL SPACERS C/W 75mm MINERAL FIBRE INSULATION ON TYVEK AIR BARRIER ON 240mm CONCRETE BLOCK ON 16mm EXT. GRADE PLYWOOD ON 2 PLY MOD BIT MEMBRANE

P8 ALUMINUM PANEL STUD
ALUMINUM COMPOSITE PANEL C/W FASTENERS ON TYVEK AIR BARRIER ON 16mm EXT. GRADE PLYWOOD SHEATHING ON 102-43mil ST. STUDS @ 400mm O.C. W/ 100mm MINERAL FIBRE INSULATION ON 13mm GYPSUM SHEATHING ON 152-43mil ST. STUDS @ 400mm O.C. W/ 150mm BATT INSULATION ON 16mm EXT. GRADE PLYWOOD ON 2 PLY MOD BIT MEMBRANE.

GENERAL DEMOLITION NOTES:

1. PAINT ALL EXISTING AREAS OF REMOVALS/ REPAIRS TO MATCH EXISTING COLOURS/ SHEEM/ WALL TEXTURES.
2. REMOVE ALL EXISTING FURNITURE FROM ALL AREAS OF WORK.
3. PATCH & REPAIR ALL SURFACES DAMAGED BY REMOVALS TO MAKE GOOD & MATCH EXISTING.

NO.	ISSUE & REVISIONS	DATE
2	ISSUED FOR TENDER	JAN 17 2019
1	ISSUED FOR PERMIT	DEC 4 2018

SEAL

Not for construction unless SEALED and SIGNED.

PROJECT NORTH

P&R
PYE & RICHARDS ARCHITECTS INC
824 MEATH STREET OTTAWA ONTARIO K1Z 6E8
TEL: 613 724-7700 FAX: 613 724-1289
EMAIL: staff@prnarch.com
WEBSITE: www.pyeandrichardsarchitects.com

PROJECT
SURGENOR TRUCK CENTRE EXPANSION
1571 LIVERPOOL COURT OTTAWA, ONTARIO

DRAWING
CONSTRUCTION
WALL SECTIONS
PLAN DETAILS

DO NOT SCALE. REFER ANY DIMENSIONAL ERROR AND/ OR POSSIBLE TRADE INTERFERENCE/ CONFLICT TO THE ARCHITECT FOR CLARIFICATION PRIOR TO COMMENCEMENT OF THE WORK. THE CONDITIONS OF THE CONTRACT APPLY.

PROJECT NO. 18-18
SCALE - AS NOTED
DRAWN -
CHECKED -
PLOT DATE - 18 01 2019
PLOTED FROM: DRACO
DRAWING NO. **A-15**

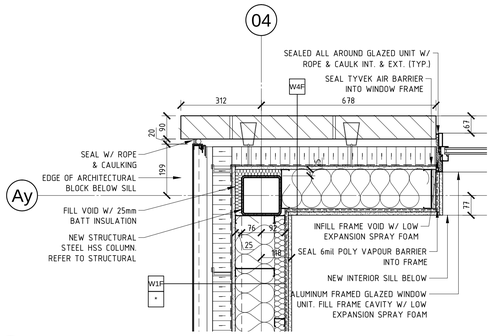

1 / A-16 PLAN DETAIL 1:10

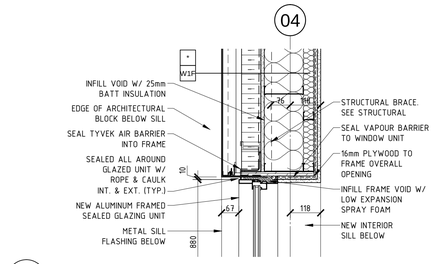

2 / A-16 PLAN DETAIL 1:10

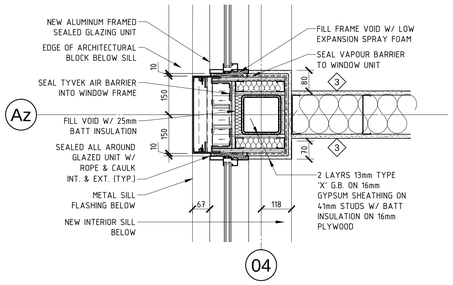

3 / A-16 PLAN DETAIL 1:10

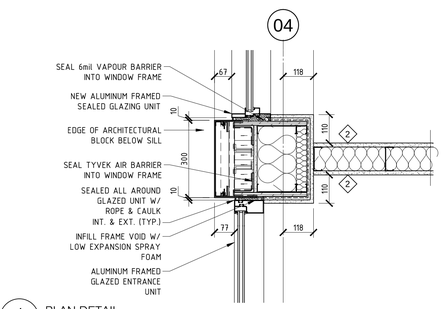

4 / A-16 PLAN DETAIL 1:10

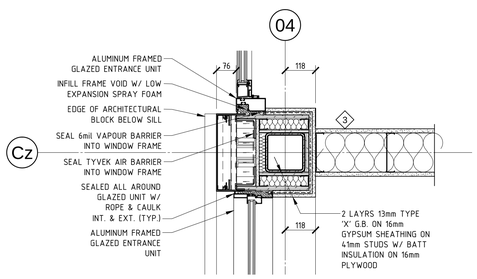

5 / A-16 PLAN DETAIL 1:10

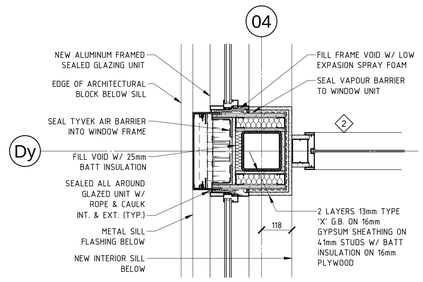

6 / A-16 PLAN DETAIL 1:10

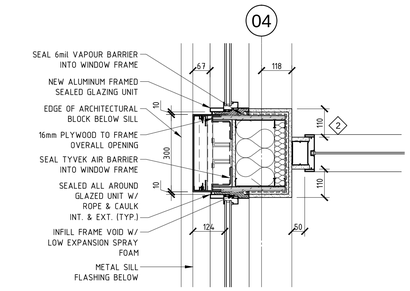

7 / A-16 PLAN DETAIL 1:10

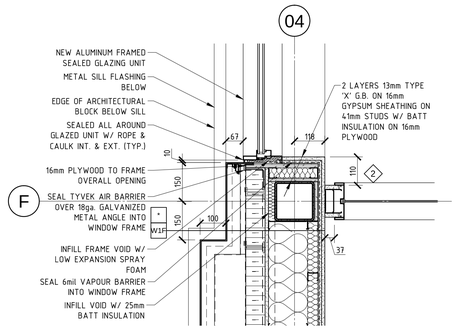

8 / A-16 PLAN DETAIL 1:10

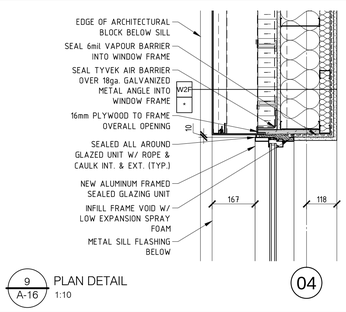

9 / A-16 PLAN DETAIL 1:10

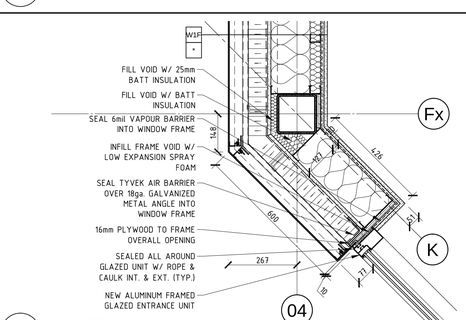

10 / A-16 PLAN DETAIL 1:10

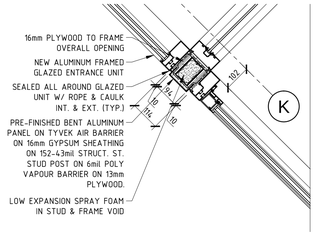

11 / A-16 PLAN DETAIL 1:10

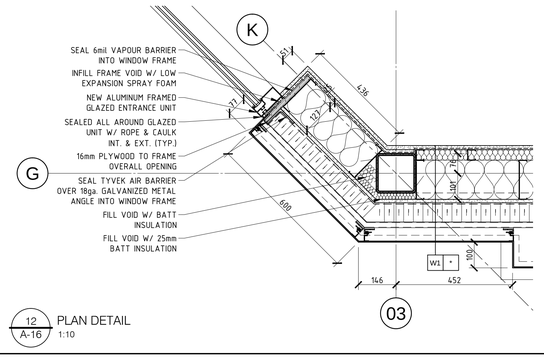

12 / A-16 PLAN DETAIL 1:10

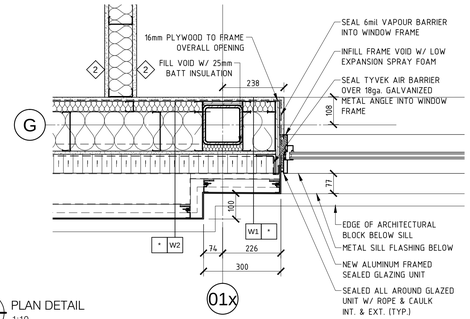

13 / A-16 PLAN DETAIL 1:10

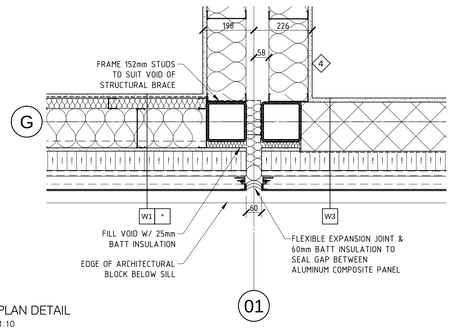

14 / A-16 PLAN DETAIL 1:10

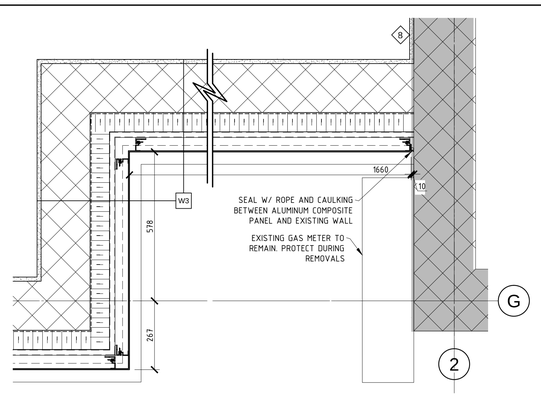

15 / A-16 PLAN DETAIL 1:10

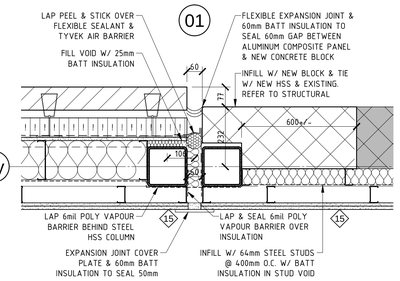

16 / A-16 PLAN DETAIL 1:10

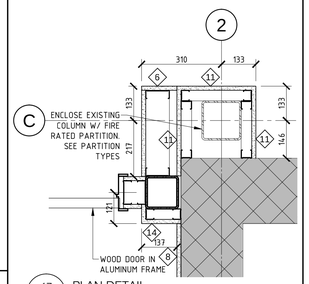

17 / A-16 PLAN DETAIL 1:10

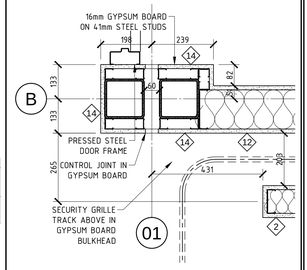

18 / A-16 PLAN DETAIL 1:10

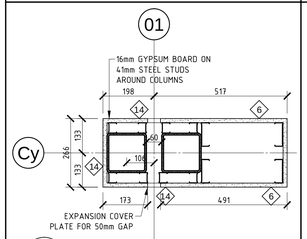

19 / A-16 PLAN DETAIL 1:10

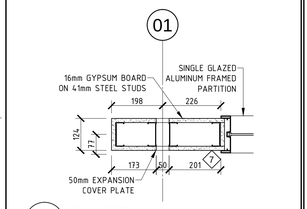

20 / A-16 PLAN DETAIL 1:10

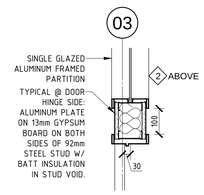

21 / A-16 PLAN DETAIL 1:10

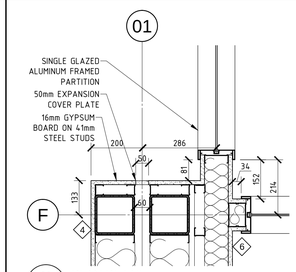

22 / A-16 PLAN DETAIL 1:10

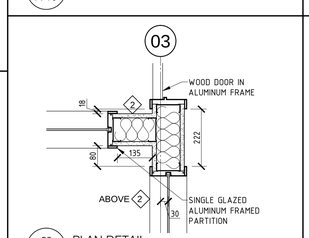

23 / A-16 PLAN DETAIL 1:10

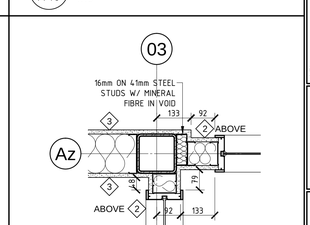

24 / A-16 PLAN DETAIL 1:10

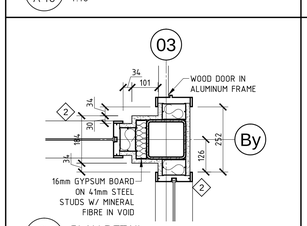

25 / A-16 PLAN DETAIL 1:10

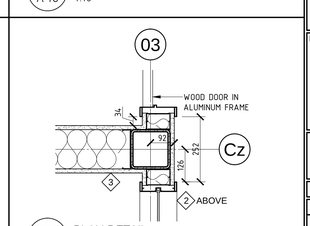

26 / A-16 PLAN DETAIL 1:10

SURGENOR TRUCK GROUP

GENERAL DEMOLITION NOTES:

1. PAINT ALL EXISTING AREAS OF REMOVALS/ REPAIRS TO MATCH EXISTING COLOURS/ SHEEM/ WALL TEXTURES.
2. REMOVE ALL EXISTING FURNITURE FROM ALL AREAS OF WORK.
3. PATCH & REPAIR ALL SURFACES DAMAGED BY REMOVALS TO MAKE GOOD & MATCH EXISTING.

NO.	ISSUE & REVISIONS	DATE
2	ISSUED FOR TENDER	JAN 17 2019
1	ISSUED FOR PERMIT	DEC 4 2018

SEAL

Not for construction unless SEALED and SIGNED.

PROJECT NORTH

P&R
PYE & RICHARDS ARCHITECTS INC
824 MEATH STREET OTTAWA ONTARIO K1Z 6B8
TEL: 613 724-7700 FAX: 613 724-1289
EMAIL: staff@pnrarch.com
WEBSITE: www.pyeandrichardsarchitects.com

PROJECT
SURGENOR TRUCK CENTRE EXPANSION
1571 LIVERPOOL COURT OTTAWA, ONTARIO

DRAWING
CONSTRUCTION
PLAN DETAILS

DO NOT SCALE. REFER ANY DIMENSIONAL ERROR AND/ OR POSSIBLE TRADE INTERFERENCE/ CONFLICT TO THE ARCHITECT FOR CLARIFICATION PRIOR TO COMMENCEMENT OF THE WORK. THE CONDITIONS OF THE CONTRACT APPLY.

PROJECT NO.	18-18
SCALE -	AS NOTED
DRAWN -	
CHECKED -	
PLOT DATE -	18 01. 2019
DRAWING NO.	A-16
PLOTED FROM:	DRACO

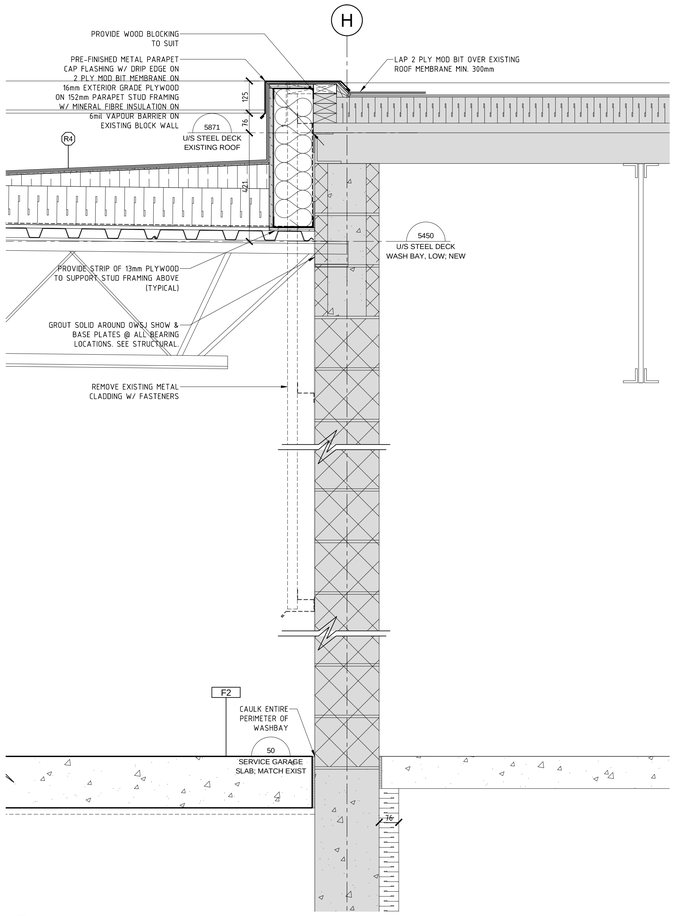

1 A-17 WALL SECTION
SCALE 1:10

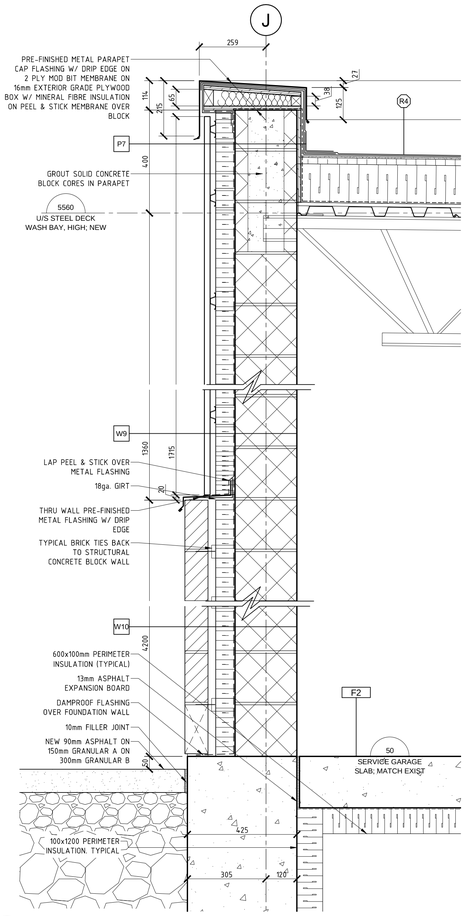

2 A-17 WALL SECTION
SCALE 1:10

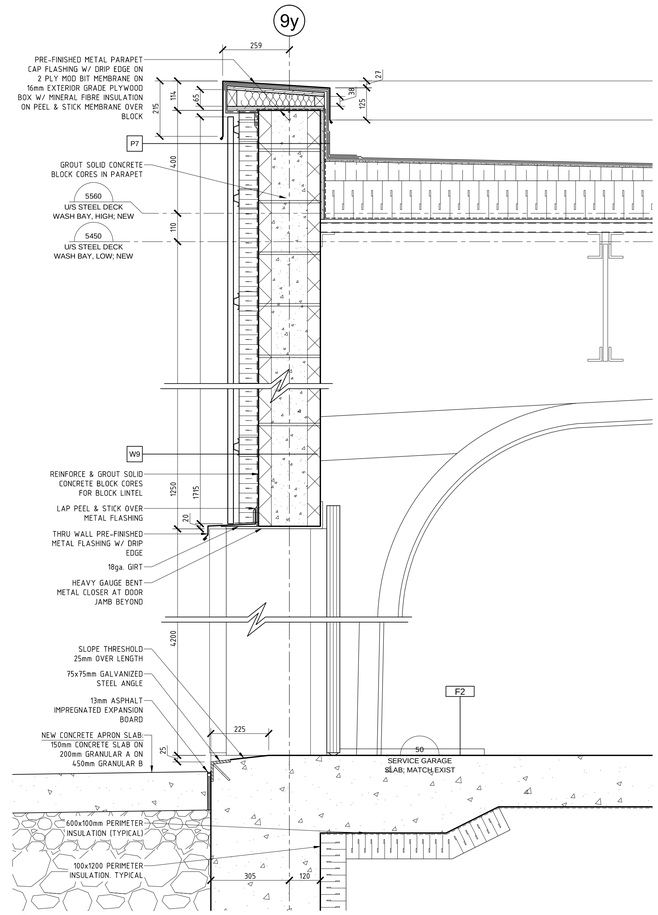

3 A-17 WALL SECTION
SCALE 1:10

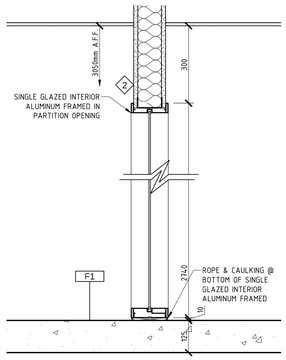

4 A-17 SECTION DETAIL
SCALE 1:10

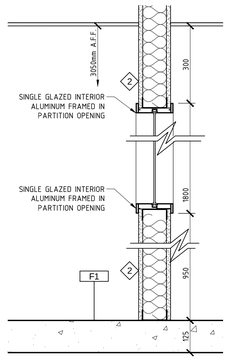

5 A-17 SECTION DETAIL
SCALE 1:10

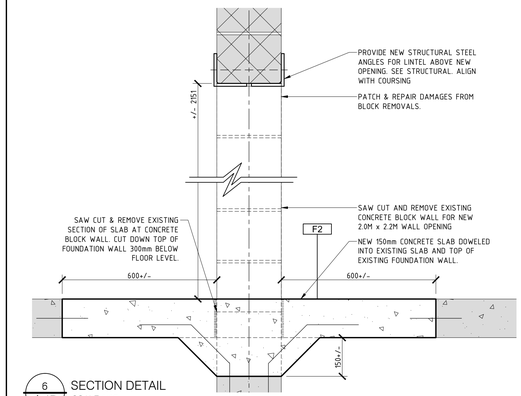

6 A-17 SECTION DETAIL
SCALE 1:10

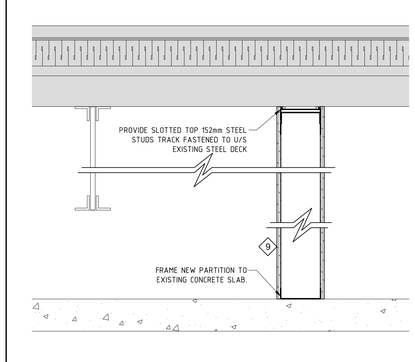

7 A-17 SECTION DETAIL
SCALE 1:10

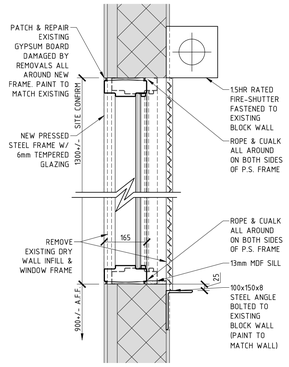

8 A-17 SECTION DETAIL
SCALE 1:10

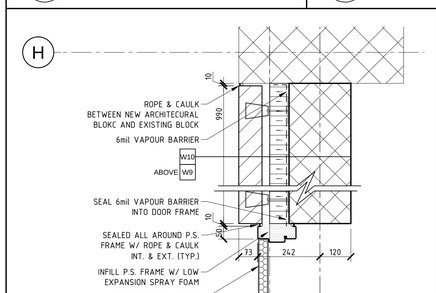

9 A-17 PLAN DETAIL
SCALE 1:10

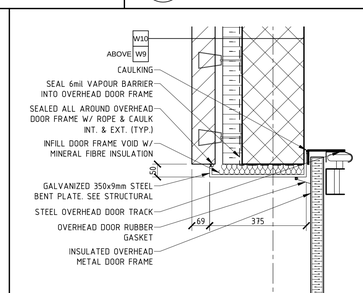

10 A-17 PLAN DETAIL
SCALE 1:10

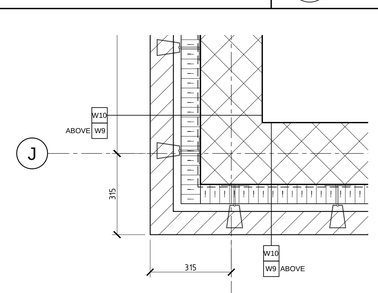

11 A-17 PLAN DETAIL
SCALE 1:10

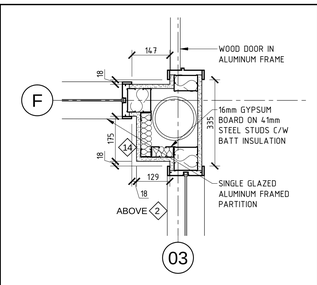

12 A-17 PLAN DETAIL
SCALE 1:10

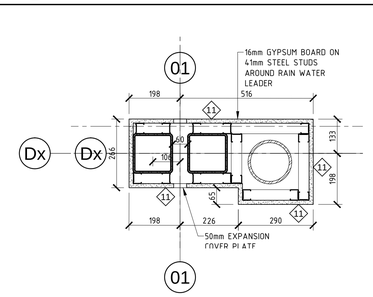

13 A-17 PLAN DETAIL
SCALE 1:10

EXTERIOR WALL ASSEMBLIES

W1 ALUMINUM PANEL STUD WALL
ALUMINUM COMPOSITE PANEL ON
FASTENERS W/ SPACERS AS REQ'D ON
22mm HORIZONTAL HAT CHANNELS ON
75mm THERMAL SPACERS W/
75mm MINERAL FIBRE INSULATION ON
TYVEK AIR BARRIER ON
13mm GYPSUM SHEATHING ON
152-43mil STRUCT. STEEL STUDS @ 400mm O.C. W/
BATT INSULATION ON
6mil POLY VAPOUR BARRIER ON
16mm GYPSUM BOARD

W1F ALUMINUM PANEL STUD WALL - 1HR RATED (SB-2)
SAME AS W1 EXCEPT,
2 LAYERS 13mm TYPE 'X' GYPSUM BOARD ON INSIDE FACE

W2 ALUMINUM PANEL ACCENT WALL
ALUMINUM COMPOSITE PANEL ON
FASTENERS W/ SPACERS AS REQ'D ON
125mm HORIZONTAL GIRTS ON
75mm THERMAL SPACERS W/
75mm MINERAL FIBRE INSULATION ON
TYVEK AIR BARRIER ON
13mm GYPSUM SHEATHING ON
152-43mil STRUCT. STEEL STUDS @ 400mm O.C. W/
BATT INSULATION ON
6mil POLY VAPOUR BARRIER ON
16mm GYPSUM BOARD

W2F ALUMINUM PANEL ACCENT WALL - 1HR RATED (SB-2)
SAME AS W2 EXCEPT,
2 LAYERS 13mm TYPE 'X' GYPSUM BOARD ON INSIDE FACE

W3 ALUMINUM PANEL BLOCK WALL
ALUMINUM COMPOSITE PANEL ON
FASTENERS W/ SPACERS AS REQ'D ON
22mm HORIZONTAL HAT CHANNELS ON
75mm THERMAL SPACERS W/
75mm MINERAL FIBRE INSULATION ON
TYVEK AIR BARRIER ON
190mm CONCRETE BLOCK WALL ON
16mm GYPSUM BOARD (LAMINATED)

W4 ARCHITECTURAL BLOCK WALL BASE
90mm ARCHITECTURAL BLOCK W/
CLADDING TIES ANCHORED TO STUD FRAMING
30mm AIR SPACE ON
75mm MINERAL FIBRE INSULATION ON
TYVEK AIR BARRIER ON
13mm EXTERIOR GRADE PLYWOOD ON
152-43mil STRUCT. STEEL STUDS @ 400mm O.C. ON
6mil POLY VAPOUR BARRIER ON
16mm GYPSUM BOARD

W4F ARCHITECTURAL BLOCK VENEER WALL - 1HR RATED (SB-2)
SAME AS W4 EXCEPT,
2 LAYERS 13mm TYPE 'X' GYPSUM BOARD ON INSIDE FACE

W5 ARCHITECTURAL BLOCK ACCENT WALL BASE
90mm ARCHITECTURAL BLOCK W/
CLADDING TIES ANCHORED TO STUD FRAMING
130mm AIR SPACE ON
75mm MINERAL FIBRE INSULATION ON
TYVEK AIR BARRIER ON
13mm EXTERIOR GRADE PLYWOOD ON
152-43mil STRUCT. STEEL STUDS @ 400mm O.C. ON
6mil POLY VAPOUR BARRIER ON
16mm GYPSUM BOARD

W5F ARCHITECTURAL BLOCK WALL BASE - 1HR RATED (SB-2)
SAME AS W5 EXCEPT,
2 LAYERS 13mm TYPE 'X' GYPSUM BOARD ON INSIDE FACE

W6 CONCRETE BLOCK INFILL WALL
240mm CONCRETE BLOCK ON
6mil POLY VAPOUR BARRIER ON
50mm MINERAL FIBRE INSULATION ON
2 LAYERS 13mm TYPE 'X' GYPSUM BOARD

W7 VERTICAL METAL SIDING ROOF WALL
VERTICAL METAL SIDING ON
22mm HORIZONTAL FURRING CHANNELS ON
75mm THERMAL SPACERS W/
75mm MINERAL FIBRE INSULATION ON
TYVEK AIR BARRIER ON
13mm GYPSUM SHEATHING ON
152-43mil STRUCT. STEEL STUDS @ 400mm O.C. ON
6mil POLY VAPOUR BARRIER ON
16mm GYPSUM BOARD

W8 ARCHITECTURAL BLOCK WALL ON BLOCK
90mm ARCHITECTURAL BLOCK W/
CLADDING TIES ANCHORED TO STUD FRAMING
30mm AIR SPACE ON
75mm MINERAL FIBRE INSULATION ON
TYVEK AIR BARRIER ON
190mm CONCRETE BLOCK WALL ON
16mm GYPSUM BOARD (LAMINATED)

W9 VERTICAL METAL SIDING BLOCK WALL (SERVICE BAY)
VERTICAL METAL SIDING ON
22mm HORIZONTAL FURRING CHANNELS
25mm AIR SPACE ON
75mm THERMAL SPACERS W/
75mm MINERAL FIBRE INSULATION ON
TYVEK AIR BARRIER ON
240mm CONCRETE BLOCK WALL

W10 ARCHITECTURAL BLOCK WALL (SERVICE BAY)
90mm ARCHITECTURAL BLOCK W/
CLADDING TIES ANCHORED TO STUD FRAMING
30mm AIR SPACE ON
75mm MINERAL FIBRE INSULATION ON
TYVEK AIR BARRIER ON
240mm CONCRETE BLOCK WALL

***** TYPICAL FOR EXTERIOR WALLS W/ BRACE FRAMES
(SAME AS THE LISTED ASSEMBLY EXCEPT
PROVIDE 25mm HORIZONTAL FURRING CHANNELS ON
INTERIOR SIDE OF STEEL STUDS TO SUPPORT
GYPSUM BOARD (SEE PLAN DETAILS)

ROOF ASSEMBLIES

R1 ROOF ASSEMBLY 1:
2 PLY MOD BIT MEMBRANE
6mm PROTECTION BOARD
2% TAPERED ISO INSULATION
75mm BASE LAYER OF ISO INSULATION
VAPOUR BARRIER
13mm GYPSUM SHEATHING
38mm STEEL DECK

R2 ROOF ASSEMBLY 2:
2 PLY MOD BIT MEMBRANE
6mm PROTECTION BOARD
2% TAPERED ISO INSULATION
90mm BASE LAYER OF ISO INSULATION
VAPOUR BARRIER
13mm GYPSUM SHEATHING
38mm STEEL DECK

R3 ROOF ASSEMBLY 3:
2 PLY MOD BIT MEMBRANE
13mm CEMENT BOARD
38mm STEEL DECK

R4 ROOF ASSEMBLY 4:
2 PLY MOD BIT MEMBRANE
6mm PROTECTION BOARD
2% TAPERED ISO INSULATION
150mm BASE LAYER OF ISO INSULATION
VAPOUR BARRIER
13mm GYPSUM SHEATHING
38mm STEEL DECK

FLOOR ASSEMBLIES

F1 NEW SLAB ON GRADE:
125mm CONCRETE SLAB ON
6mil POLY VAPOUR BARRIER ON
150mm GRANULAR A ON
GRANULAR B

F2 NEW SLAB ON GRADE (SERVICE GARAGE):
150mm CONCRETE SLAB ON
6mil POLY VAPOUR BARRIER ON
150mm GRANULAR A ON
GRANULAR B

SURGENOR TRUCK GROUP

PARAPET ASSEMBLIES

P1 ALUMINUM PANEL (CANOPY)
ALUMINUM COMPOSITE PANEL
C/W FASTENERS ON
TYVEK AIR BARRIER ON
13mm GYPSUM SHEATHING ON
152-43mil STRUCT. STEEL STUDS @ 400mm O.C. ON
16mm EXT. GRADE PLYWOOD ON
2 PLY MOD BIT MEMBRANE

P2 METAL SIDING STUD
VERTICAL METAL SIDING ON
22mm HORIZONTAL FURRING CHANNELS ON
THERMAL SPACERS
C/W 75mm MINERAL FIBRE INSULATION ON
TYVEK AIR BARRIER ON
13mm GYPSUM SHEATHING ON
152-43mil STRUCT. STEEL STUDS @ 400mm O.C.
C/W BATT INSULATION ON
16mm EXT. GRADE PLYWOOD ON
2 PLY MOD BIT MEMBRANE

P3 METAL FLASHING STUD
PRE-FINISHED METAL FLASHING W/ DRIP EDGE ON
TYVEK AIR BARRIER ON
13mm EXT. GYPSUM SHEATHING ON
WOOD BLOCKING W/ BATT INSULATION ON
13mm GYPSUM SHEATHING ON
152mm STUDS @ 400mm O.C. ON
16mm EXT. GRADE PLYWOOD ON
2 PLY MOD BIT MEMBRANE

P4 ALUMINUM PANEL STUD
ALUMINUM COMPOSITE PANEL C/W FASTENERS ON
22mm HORIZONTAL FURRING CHANNELS ON
THERMAL SPACERS W/
75mm MINERAL FIBRE INSULATION ON
TYVEK AIR BARRIER ON
13mm GYPSUM SHEATHING ON
152mm STUDS @ 400mm O.C. W/
BATT INSULATION ON
16mm EXT. GRADE PLYWOOD ON
2 PLY MOD BIT MEMBRANE.

P5 ARCH BLOCK STUD
90mm ARCHITECTURAL BLOCK C/W
BRICK TIES
30mm AIR SPACE ON
75mm MINERAL FIBRE INSULATION ON
TYVEK AIR BARRIER ON
13mm GYPSUM SHEATHING ON
152mm STUDS @ 400mm O.C. W/
BATT INSULATION ON
16mm EXT. GRADE PLYWOOD ON
2 PLY MOD BIT MEMBRANE

P6 ALUMINUM PANEL STUD - ACCENT WALL
SAME AS P4,
EXCEPT 122mm HORIZONTAL FURRING CHANNELS

P7 METAL SIDING BLOCK
VERTICAL METAL SIDING ON
22mm HORIZONTAL FURRING CHANNELS ON
THERMAL SPACERS
C/W 75mm MINERAL FIBRE INSULATION ON
TYVEK AIR BARRIER ON
240mm CONCRETE BLOCK ON
16mm EXT. GRADE PLYWOOD ON
2 PLY MOD BIT MEMBRANE

P8 ALUMINUM PANEL STUD
ALUMINUM COMPOSITE PANEL C/W FASTENERS ON
TYVEK AIR BARRIER ON
16mm EXT. GRADE PLYWOOD SHEATHING ON
102-43mil ST. STUDS @ 400mm O.C. W/
100mm MINERAL FIBRE INSULATION ON
13mm GYPSUM SHEATHING ON
152-43mil ST. STUDS @ 400mm O.C. W/
150mm BATT INSULATION ON
16mm EXT. GRADE PLYWOOD ON
2 PLY MOD BIT MEMBRANE.

GENERAL DEMOLITION NOTES:

1. PAINT ALL EXISTING AREAS OF REMOVALS/ REPAIRS TO MATCH EXISTING COLOURS/ SHEEM/ WALL TEXTURES.
2. REMOVE ALL EXISTING FURNITURE FROM ALL AREAS OF WORK.
3. PATCH & REPAIR ALL SURFACES DAMAGED BY REMOVALS TO MAKE GOOD & MATCH EXISTING.

NO.	ISSUE & REVISIONS	DATE
2	ISSUED FOR TENDER	JAN 17 2019
1	ISSUED FOR PERMIT	DEC 4 2018

SEAL

Not for construction unless SEALED and SIGNED.

PROJECT NORTH

P&R
PYE & RICHARDS ARCHITECTS INC
824 MEATH STREET OTTAWA ONTARIO K1Z 6E8
TEL: 613 724-7700 FAX: 613 724-1289
EMAIL: staff@pnrarch.com
WEBSITE: www.pyeandrichardsarchitects.com

PROJECT
SURGENOR TRUCK CENTRE EXPANSION
1571 LIVERPOOL COURT OTTAWA, ONTARIO

DRAWING
CONSTRUCTION
WALL SECTIONS
PLAN DETAILS, SECTION DETAILS

DO NOT SCALE. REFER ANY DIMENSIONAL ERROR AND/ OR POSSIBLE TRADE INTERFERENCE/ CONFLICT TO THE ARCHITECT FOR CLARIFICATION PRIOR TO COMMENCEMENT OF THE WORK. THE CONDITIONS OF THE CONTRACT APPLY.

PROJECT NO. 18-18
SCALE - AS NOTED
DRAWN -
CHECKED -
PLOT DATE - 18 01 2019
DRAWING NO. **A-17**
PLOTED FROM: DRACO

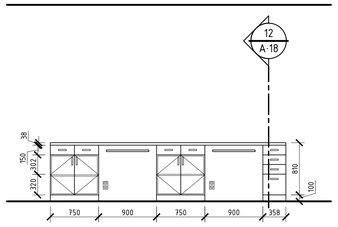

1 / A-18 MILLWORK ELEVATION
1:40

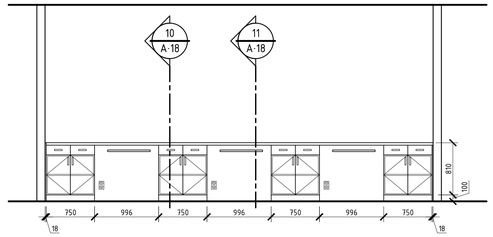

2 / A-18 MILLWORK ELEVATION
1:40

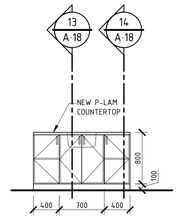

3 / A-18 MILLWORK ELEV.
1:40

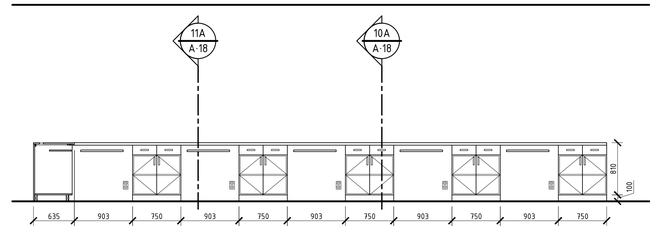

4 / A-18 MILLWORK ELEVATION
1:40

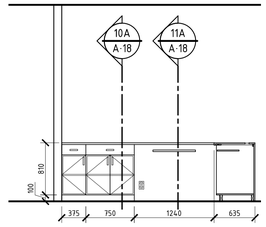

5 / A-18 MILLWORK ELEVATION
1:40

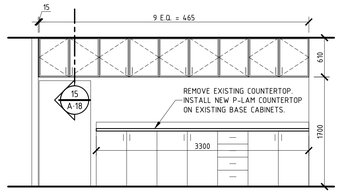

6 / A-18 MILLWORK ELEVATION
1:40

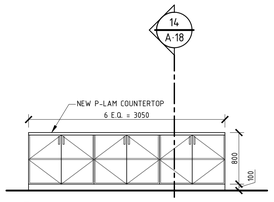

6A / A-18 MILLWORK ELEVATION
1:40

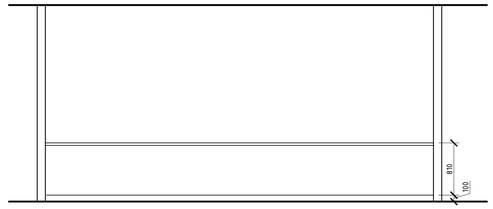

7 / A-18 MILLWORK ELEVATION
1:40

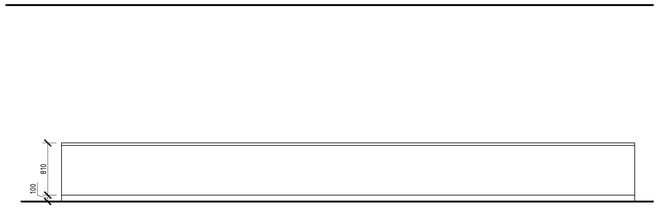

8 / A-18 MILLWORK ELEVATION
1:40

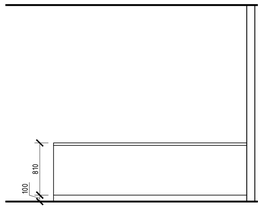

9 / A-18 MILLWORK ELEVATION
1:40

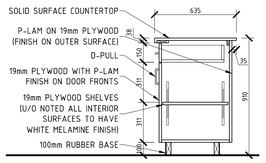

10 / A-18 MILLWORK SECTION
1:40

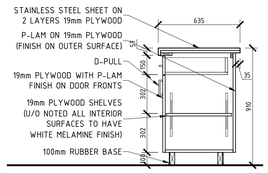

10A / A-18 MILLWORK SECTION
1:40

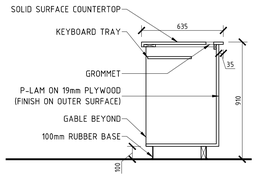

11 / A-18 MILLWORK SECTION
1:40

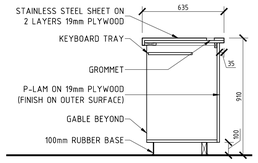

11A / A-18 MILLWORK SECTION
1:40

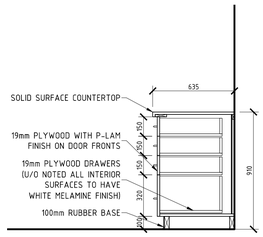

12 / A-18 MILLWORK SECTION
1:40

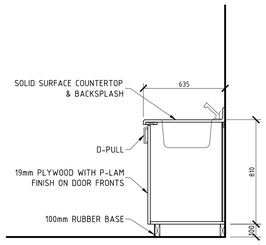

13 / A-18 MILLWORK SECTION
1:40

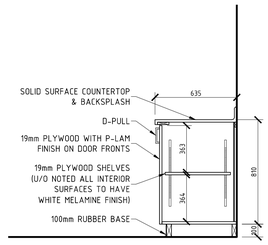

14 / A-18 MILLWORK SECTION
1:40

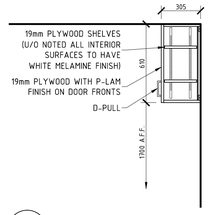

15 / A-18 MILLWORK SECTION
1:40

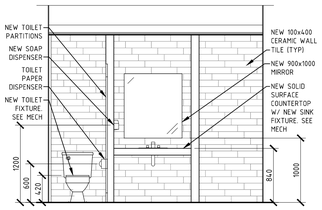

16 / A-18 WASHROOM ELEVATION
1:40

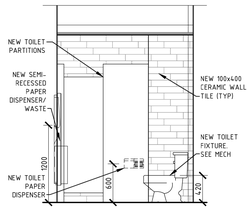

17 / A-18 WASHROOM ELEVATION
1:40

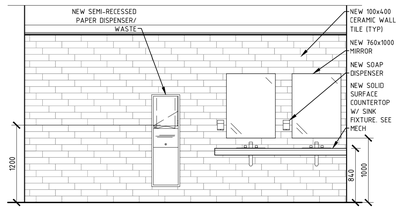

18 / A-18 WASHROOM ELEVATION
1:40

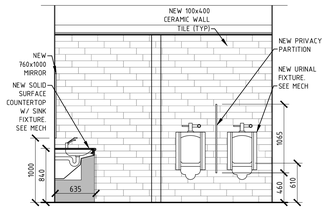

19 / A-18 WASHROOM ELEVATION
1:40

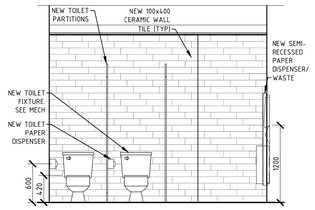

20 / A-18 WASHROOM ELEVATION
1:40

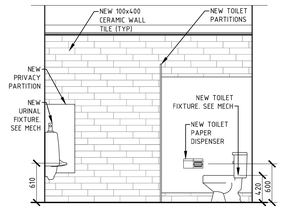

21 / A-18 WASHROOM ELEVATION
1:40

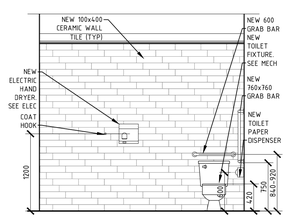

22 / A-18 WASHROOM ELEVATION
1:40

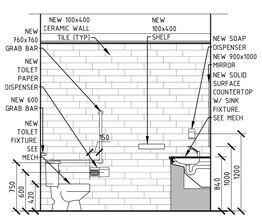

23 / A-18 WASHROOM ELEVATION
1:40

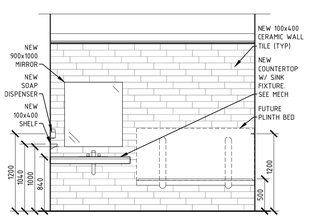

24 / A-18 WASHROOM ELEVATION
1:40

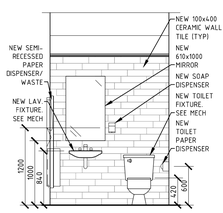

25 / A-18 WASHROOM ELEVATION
1:40

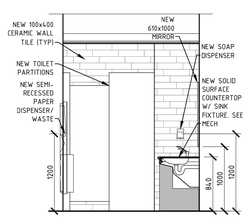

26 / A-18 WASHROOM ELEVATION
1:40

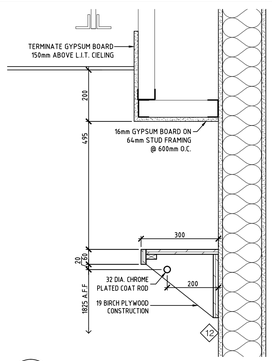

27 / A-18 CLOSET/ SHELF/ BULKHEAD DETAIL
1:10

SURGENOR TRUCK GROUP

GENERAL DEMOLITION NOTES:

1. PAINT ALL EXISTING AREAS OF REMOVALS/ REPAIRS TO MATCH EXISTING COLOURS/ SHEEM/ WALL TEXTURES.
2. REMOVE ALL EXISTING FURNITURE FROM ALL AREAS OF WORK.
3. PATCH & REPAIR ALL SURFACES DAMAGED BY REMOVALS TO MAKE GOOD & MATCH EXISTING.

NO.	ISSUE & REVISIONS	DATE
2	ISSUED FOR TENDER	JAN 17 2019
1	ISSUED FOR PERMIT	DEC 4 2018

SEAL

Not for construction unless SEALED and SIGNED.

PROJECT NORTH

P&R
PYE & RICHARDS ARCHITECTS INC
824 MEATH STREET OTTAWA ONTARIO K1Z 6B8
TEL: 613 724-7700 FAX: 613 724-1289
EMAIL: staff@pnrarch.com
WEBSITE: www.pyeandrichardsarchitects.com

PROJECT
SURGENOR TRUCK CENTRE EXPANSION
1571 LIVERPOOL COURT OTTAWA, ONTARIO

DRAWING
MILLWORK ELEVATIONS
SECTIONS
WASHROOM ELEVATIONS

DO NOT SCALE. REFER ANY DIMENSIONAL ERROR AND/ OR POSSIBLE TRADE INTERFERENCE/ CONFLICT TO THE ARCHITECT FOR CLARIFICATION PRIOR TO COMMENCEMENT OF THE WORK. THE CONDITIONS OF THE CONTRACT APPLY.

PROJECT NO. 18-18	DRAWING NO. A-18
SCALE - AS NOTED	
DRAWN -	
CHECKED -	
PLOT DATE - 18 01 2019	PLOTED FROM: DRACO

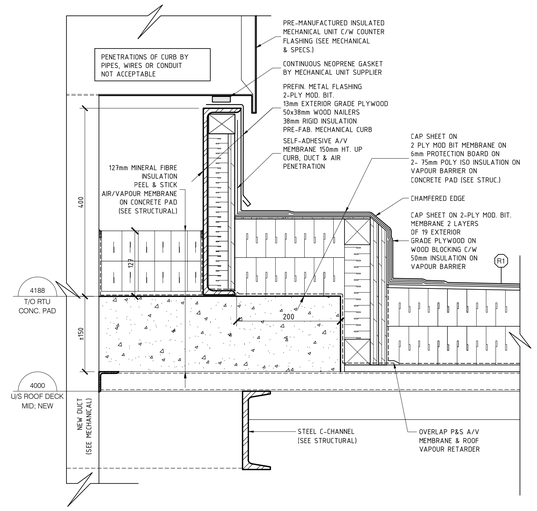

1 / A-19 ROOF DETAIL 1:5

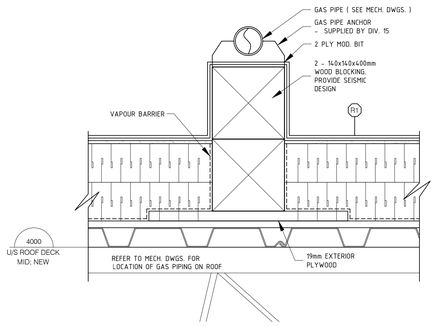

2 / A-19 ROOF DETAIL 1:5

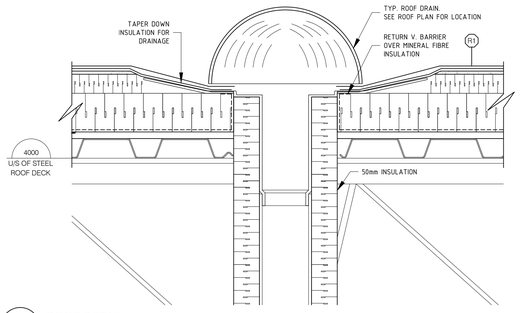

3 / A-19 ROOF DETAIL 1:5

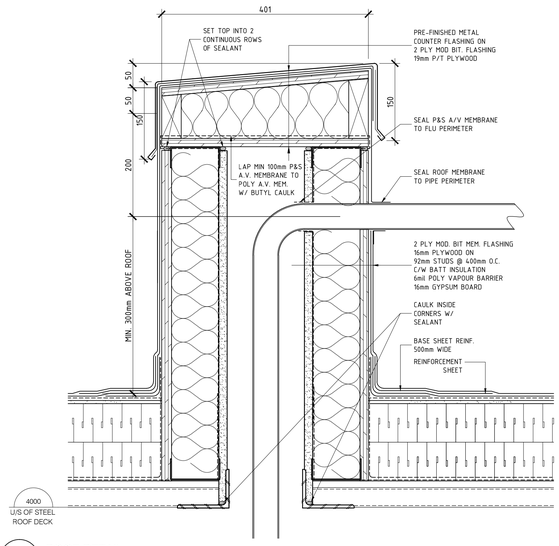

4 / A-19 ROOF DETAIL 1:5

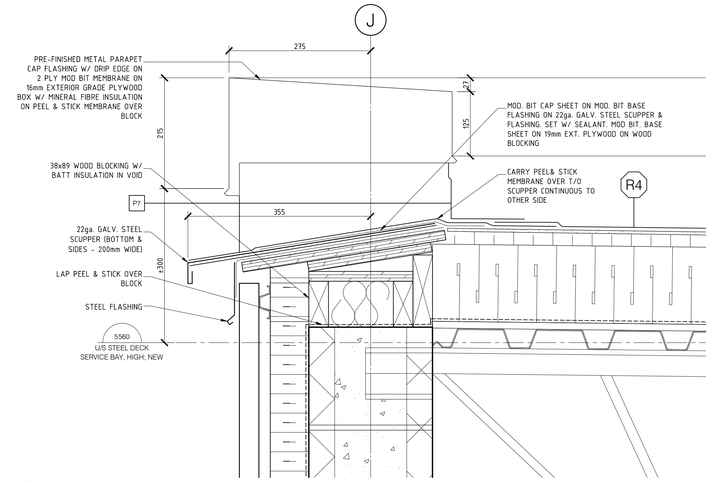

5 / A-19 ROOF DETAIL 1:5

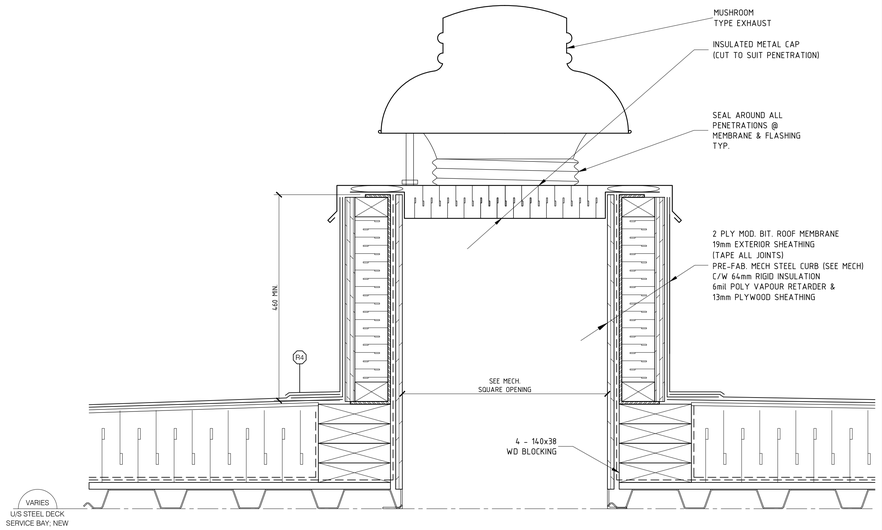

6 / A-19 ROOF DETAIL 1:5

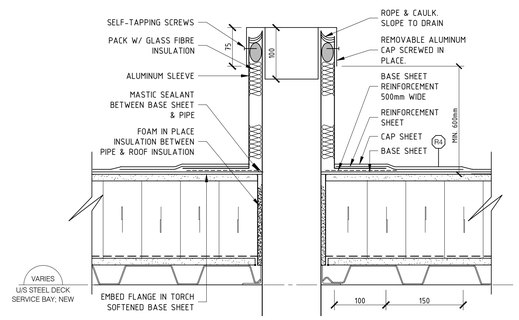

7 / A-19 ROOF DETAIL 1:5

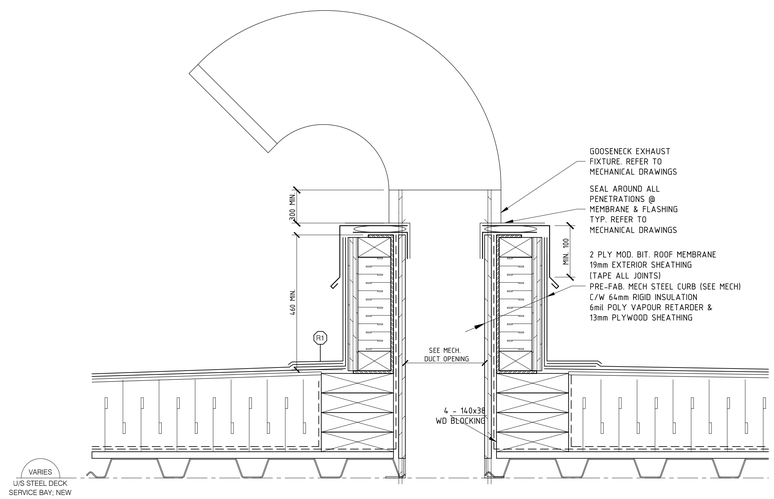

8 / A-19 ROOF DETAIL 1:5

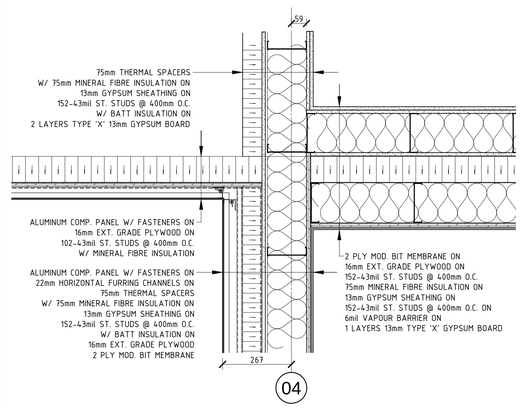

9 / A-19 ROOF PLAN DETAIL 1:10

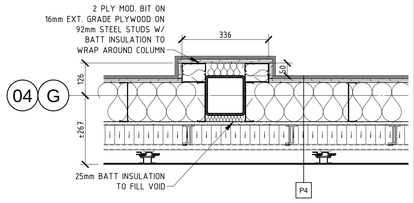

10 / A-19 ROOF PLAN DETAIL 1:10

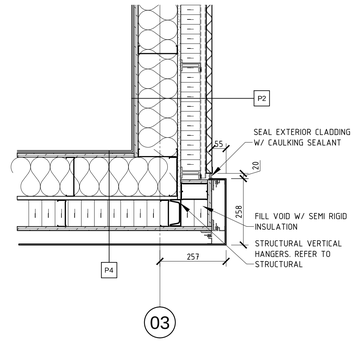

11 / A-19 ROOF PLAN DETAIL 1:10

SURGENOR TRUCK GROUP

GENERAL DEMOLITION NOTES:

1. PAINT ALL EXISTING AREAS OF REMOVALS/ REPAIRS TO MATCH EXISTING COLOURS/ SHEEM/ WALL TEXTURES.
2. REMOVE ALL EXISTING FURNITURE FROM ALL AREAS OF WORK.
3. PATCH & REPAIR ALL SURFACES DAMAGED BY REMOVALS TO MAKE GOOD & MATCH EXISTING.

NO.	ISSUE & REVISIONS	DATE
2	ISSUED FOR TENDER	JAN 17 2019
1	ISSUED FOR PERMIT	DEC 4 2018

SEAL

Not for construction unless SEALED and SIGNED.

PROJECT NORTH

P&R
PYE & RICHARDS ARCHITECTS INC
824 MEATH STREET OTTAWA ONTARIO K1Z 6E8
TEL: 613 724-7700 FAX: 613 724-1289
EMAIL: staff@pyeandrichardsarchitects.com
WEBSITE: www.pyeandrichardsarchitects.com

PROJECT

SURGENOR TRUCK CENTRE EXPANSION

1571 LIVERPOOL COURT OTTAWA, ONTARIO

DRAWING

CONSTRUCTION

ROOF DETAILS

PLAN DETAILS

DO NOT SCALE. REFER ANY DIMENSIONAL ERROR AND/ OR POSSIBLE TRADE INTERFERENCE/ CONFLICT TO THE ARCHITECT FOR CLARIFICATION PRIOR TO COMMENCEMENT OF THE WORK. THE CONDITIONS OF THE CONTRACT APPLY.

PROJECT NO. 18-18	DRAWING NO.
SCALE - AS NOTED	A-19
DRAWN -	
CHECKED -	
PLOT DATE - 18 01. 2019	PLOTED FROM: DRACO

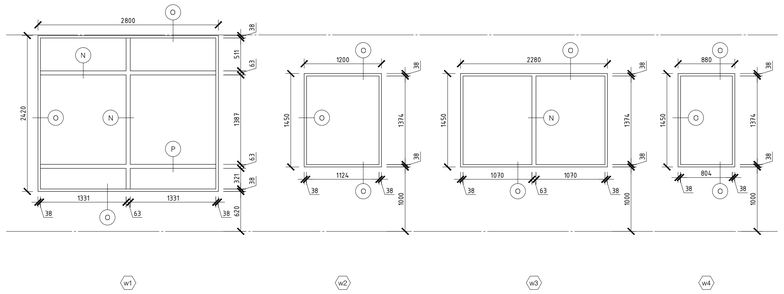

EXTERIOR WINDOW ELEVATIONS
1:40

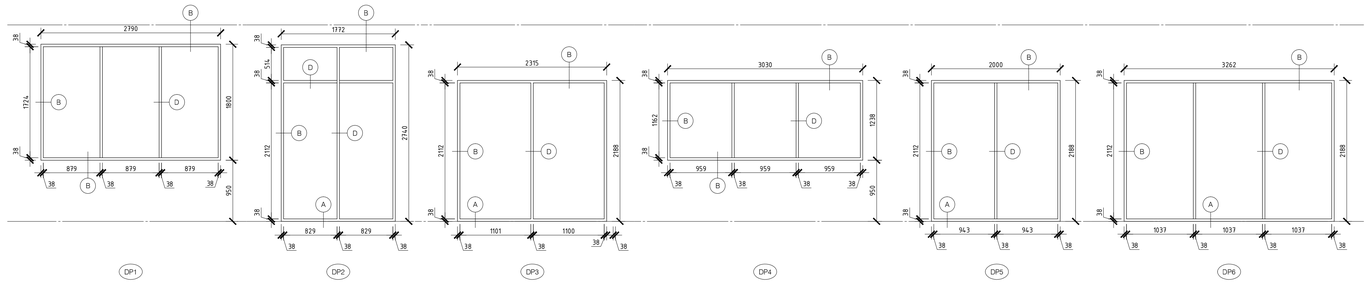

DEMOUNTABLE PARTITION ELEVATIONS
1:40

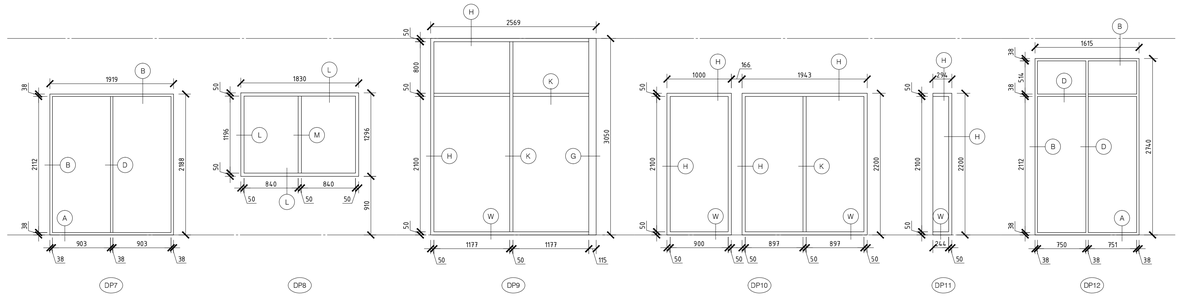

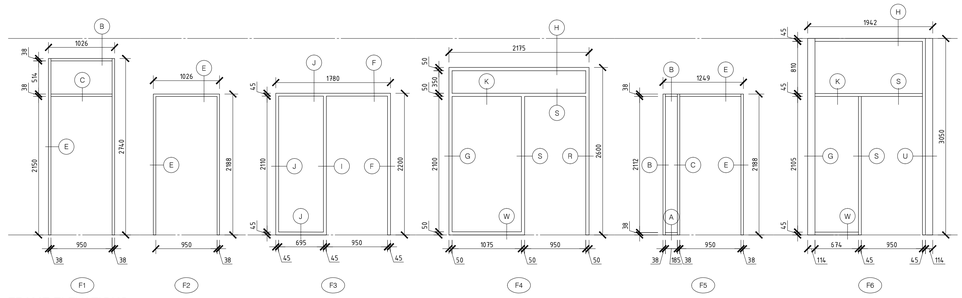

FRAME ELEVATIONS
1:40

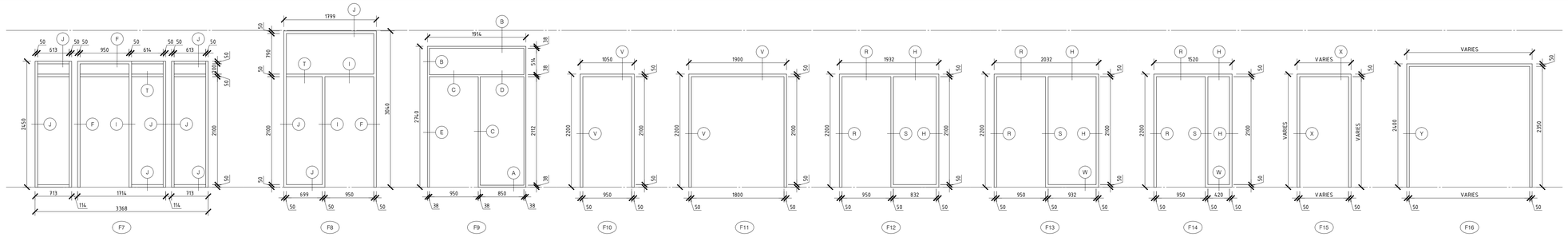

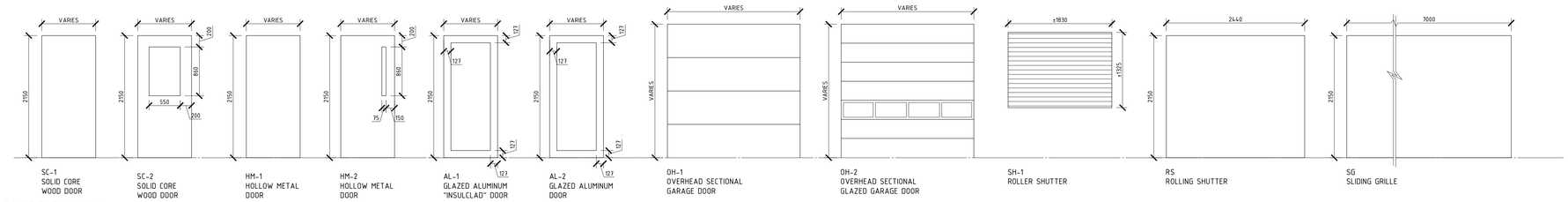

DOOR ELEVATIONS
1:40

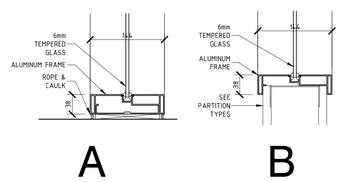

WINDOW & DOOR FRAME DETAILS
1:10

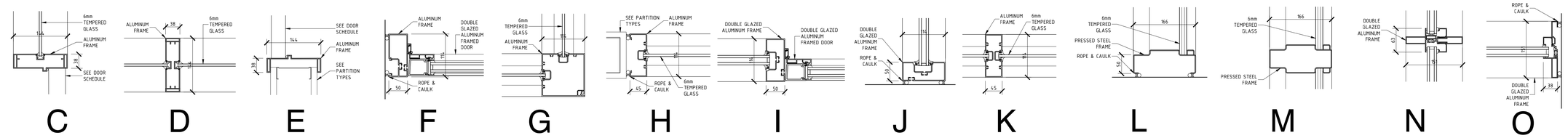

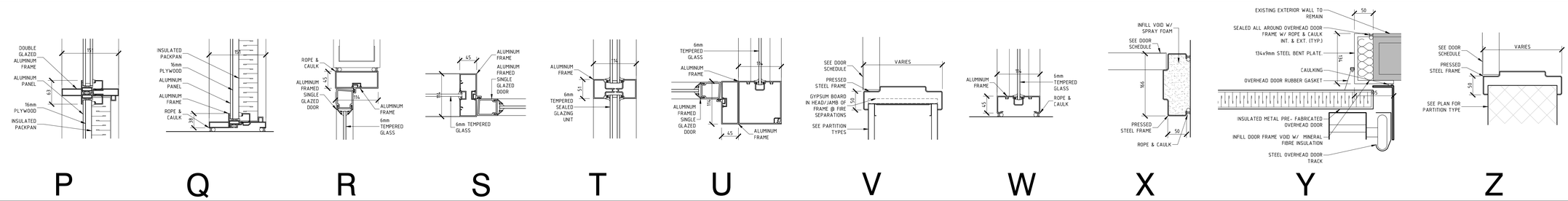

SURGENOR TRUCK GROUP

NO.	ISSUE & REVISIONS	DATE
2	ISSUED FOR TENDER	JAN 17 2019
1	ISSUED FOR PERMIT	DEC 4 2018

SEAL

Not for construction unless SEALED and SIGNED.

PROJECT NORTH

P&R
PYE & RICHARDS ARCHITECTS INC
824 MEATH STREET OTTAWA ONTARIO K1Z 6S8
TEL: 613 724-7700 FAX: 613 724-1289
EMAIL: staff@pnrarch.com
WEBSITE: www.pyeandrichardsarchitects.com

PROJECT
SURGENOR TRUCK CENTRE EXPANSION
1571 LIVERPOOL COURT OTTAWA, ONTARIO

DRAWING
WINDOW/ DOOR/ FRAME ELEVATIONS & DETAILS

DO NOT SCALE. REFER ANY DIMENSIONAL ERROR AND/ OR POSSIBLE TRADE INTERFERENCE/ CONFLICT TO THE ARCHITECT FOR CLARIFICATION PRIOR TO COMMENCEMENT OF THE WORK. THE CONDITIONS OF THE CONTRACT APPLY.

PROJECT NO. 18-18
SCALE - AS NOTED
DRAWN -
CHECKED -
PLOT DATE - 18 01 2019
DRAWING NO. **A-20**
PLOTED FROM: DRACO