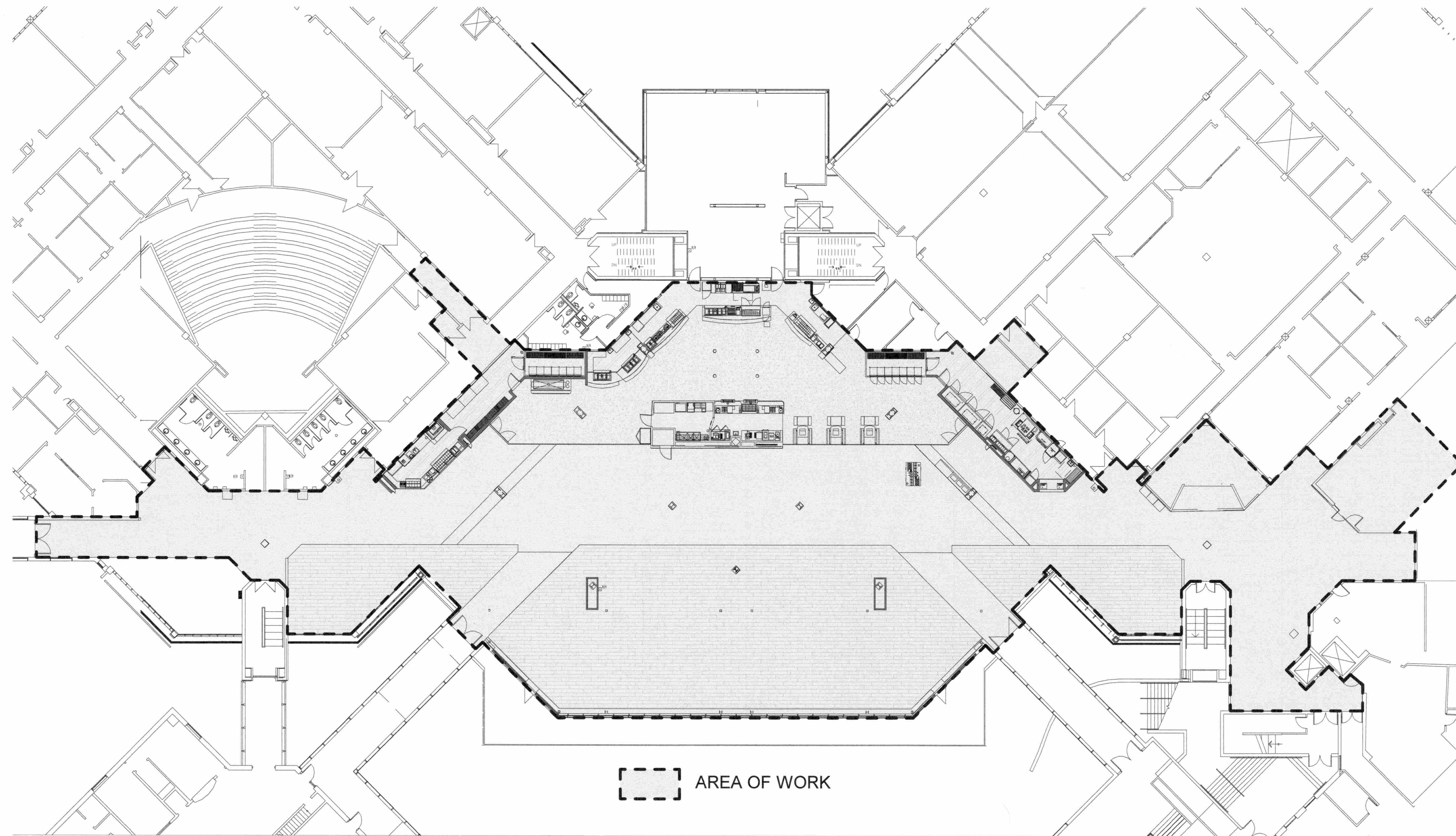


ST. LAWRENCE COLLEGE - KINGSTON CAFETERIA RENOVATION

100 PORTSMOUTH AVENUE,
KINGSTON, ONTARIO



ISSUED FOR TENDER

APRIL 18, 2019

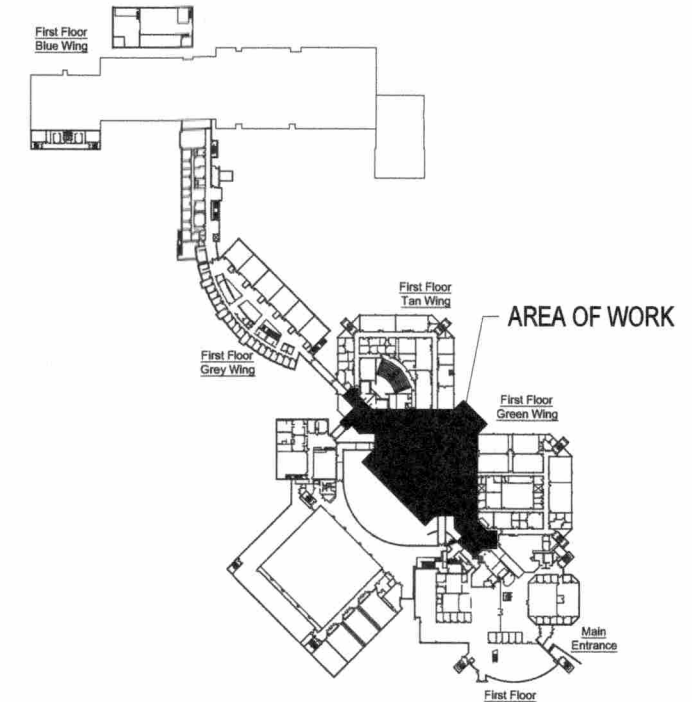
Name of Practitioner:
J.L. Richards & Associates Ltd.
864 Lady Eglon Place
Ottawa, Ontario
K1Z 1N2

Name of Project:
St. Lawrence College - Cafeteria Renovations

Location:
100 Portsmouth Avenue, Kingston, Ontario

Date: April 18, 2019

Ontario Building Code Data Matrix Part 11 - Renovation of Existing Building		Building Code Reference 1
11.00 Building Code Version:	<input checked="" type="checkbox"/> Reg. 332/12 Last Amendment <input checked="" type="checkbox"/> O. Reg. 191/14	
11.01 Project Type:	<input checked="" type="checkbox"/> Addition <input checked="" type="checkbox"/> Renovation <input type="checkbox"/> Addition and renovation <input type="checkbox"/> Change of use Description: Renovation of an existing cafeteria. No change of use issues associated with the scope.	R1.1.2
11.02 Major Occupancy Classification:	Occupancy Use: _____ Group: A - Division 2, Non-residential college buildings	3.1.2.1(f)
11.03 Superimposed Major Occupancies:	<input checked="" type="checkbox"/> No <input type="checkbox"/> Yes Description: _____	3.2.2.7
11.04 Building Area (m ²):	Description: _____ Existing _____ New _____ Total _____ Existing Ground Floor: >= 10,000m ² _____ 0 0 Area of Work: 1890m ² 0 0 Total: 1890m ² 0 0	R1.4.1.2
11.05 Building Height:	Stores above grade: 0 Stores below grade: _____	R1.4.1.2 & 3.2.1.1
11.06 Number of Street Firefighter Access:	1 street(s)	3.2.2.9 & 3.2.2.5
11.07 Building Size:	<input type="checkbox"/> Small <input type="checkbox"/> Medium <input checked="" type="checkbox"/> Large <input type="checkbox"/> Large	1.11.2.1.1.B.N.



KEY PLAN

**PRELIMINARY
NOT FOR
CONSTRUCTION**
EXTERNAL DESIGN REVIEW (30%)

11.08 Existing Building Classification:	Change in Major Occupancy: <input type="checkbox"/> Yes <input checked="" type="checkbox"/> Not Applicable (no change of major occupancy) Construction Index: 0 Hazard Index: 0 Importance Category: <input type="checkbox"/> Low <input checked="" type="checkbox"/> Normal <input type="checkbox"/> High <input type="checkbox"/> Post-disaster	11.2.1.1 1.11.2.1.A 1.11.2.1.B to N 4.2.1.0 5.2.2.1(f)
11.09 Renovation type:	<input checked="" type="checkbox"/> Basic Renovation <input type="checkbox"/> Extensive Renovation	11.3.3.1 11.3.3.2
11.10 Occupant Load:	Floor Level/Area: _____ Occupancy Type: _____ Based On: _____ Occupant Load (Persons): _____ No Change: _____ Total: _____	3.1.17
11.11 Plumbing Fixture Requirements:	Ratio: MF = 1/1 (Except as otherwise noted) Floor Level/Area: _____ Occupant Load: _____ CBC Reference: _____ Fixtures Required: _____ Fixtures Provided: _____ No Change: _____	3.7.4
11.12 Barrier-free Design:	<input type="checkbox"/> Yes <input checked="" type="checkbox"/> No	11.3.3.2(f)
11.13 Reduction in Performance Level:	Structural: <input checked="" type="checkbox"/> No <input type="checkbox"/> Yes By increase in occupant load: <input checked="" type="checkbox"/> No <input type="checkbox"/> Yes By change of major occupancy: <input checked="" type="checkbox"/> No <input type="checkbox"/> Yes Plumbing: <input checked="" type="checkbox"/> No <input type="checkbox"/> Yes Sewage systems: <input checked="" type="checkbox"/> No <input type="checkbox"/> Yes Extension of combustible construction: <input checked="" type="checkbox"/> No <input type="checkbox"/> Yes	11.4.2.1 11.4.2.2 11.4.2.3 11.4.2.4 11.4.2.5 11.4.2.6

11.14 Compensating Construction:	<input checked="" type="checkbox"/> No <input type="checkbox"/> Yes Structural: <input checked="" type="checkbox"/> No <input type="checkbox"/> Yes (Describe) _____ Increase in occupant load: <input checked="" type="checkbox"/> No <input type="checkbox"/> Yes (Describe) _____ Change of major occupancy: <input checked="" type="checkbox"/> No <input type="checkbox"/> Yes (Describe) _____ Plumbing: <input checked="" type="checkbox"/> No <input type="checkbox"/> Yes (Describe) _____ Sewage systems: <input checked="" type="checkbox"/> No <input type="checkbox"/> Yes (Describe) _____ Extension of combustible construction: <input checked="" type="checkbox"/> No <input type="checkbox"/> Yes (Describe) _____	11.4.3.1 11.4.3.2 11.4.3.3 11.4.3.4 11.4.3.5 11.4.3.6 11.4.3.7
11.15 Compliance Alternatives Proposed:	<input checked="" type="checkbox"/> No <input type="checkbox"/> Yes (list numbers and describe) _____ (list numbers and describe) _____	11.5.1
11.16 Note:	_____	11.5.1

1 All references are to Division B of the CBC unless provided by (A) for Division A and (C) for Division C.

5	ISSUED FOR TENDER	18/04/19
4	ISSUED FOR CLIENT REVIEW	16/04/19
1	ISSUED FOR CLIENT REVIEW	03/04/19
NO.	ISSUE/REVISION	DDMMYY

This drawing is copyright protected and may not be reproduced used for purposes other than execution of the described work the express written consent of J.L. Richards & Associates Limited

VERIFY SHEET SIZE AND SCALES. BAR TO THE RIGHT IS 25mm IF THIS IS A FULL SIZE DRAWING.

SCALE: 0 25m

CLIENT
St. Lawrence College

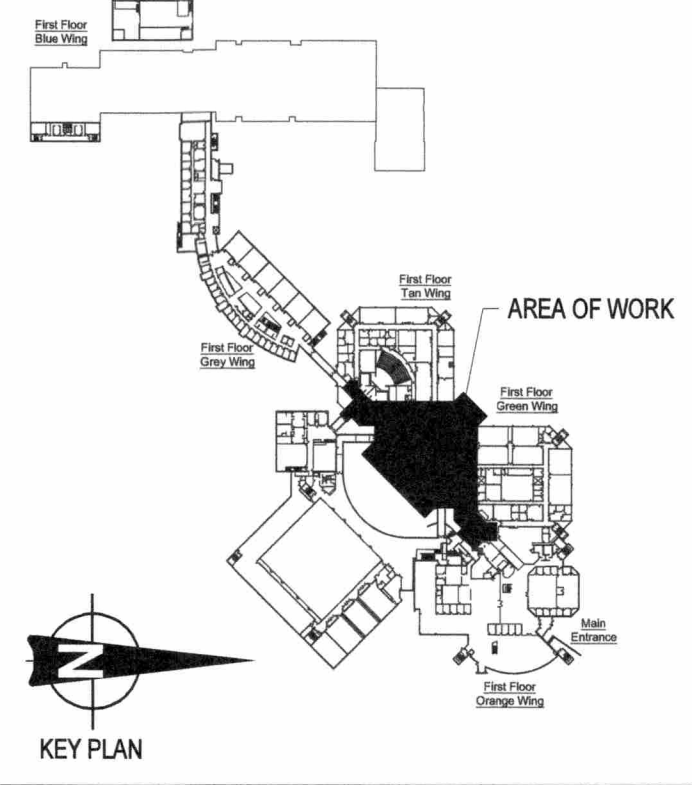
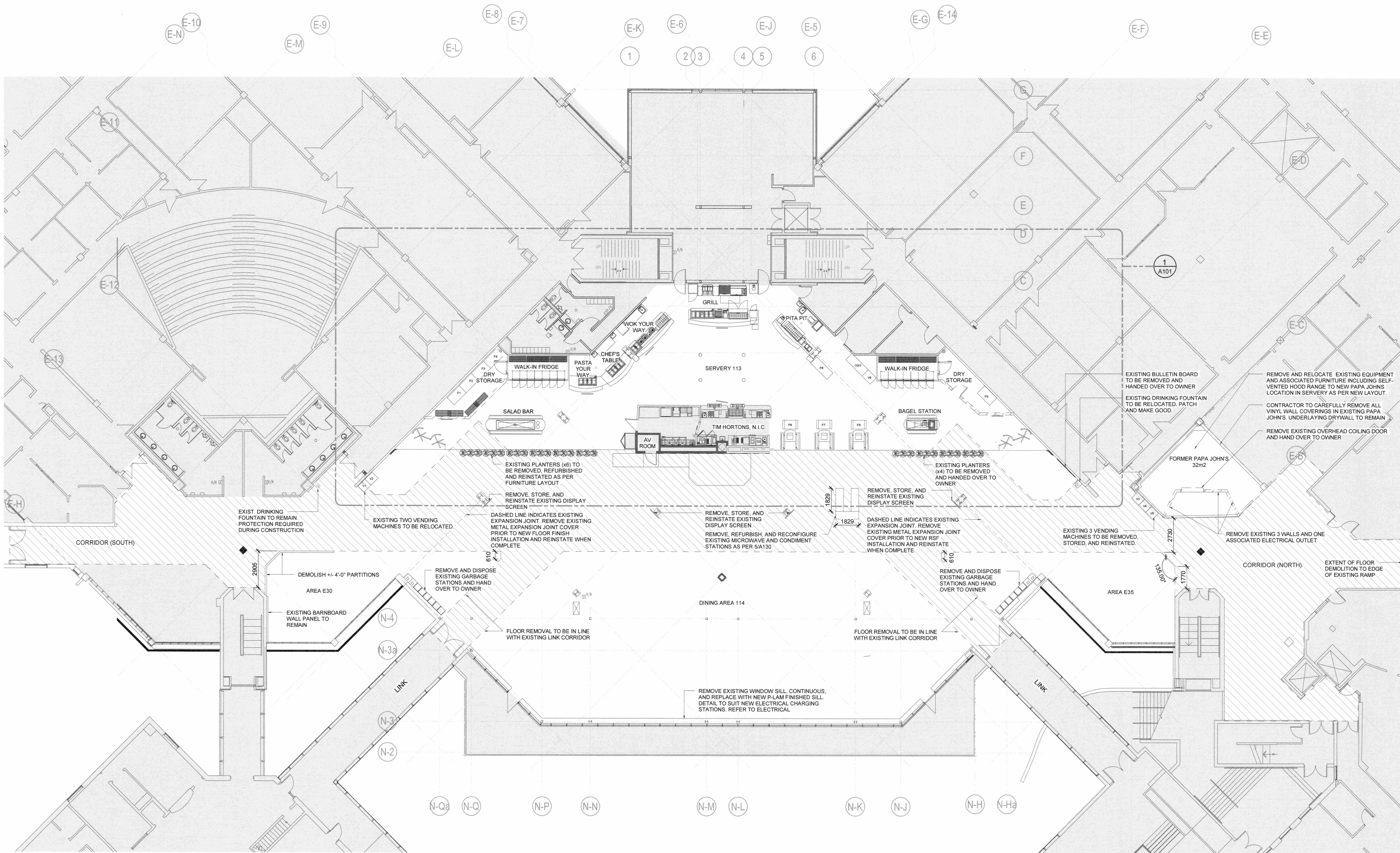
CONSULTANT
J.L. Richards
ENGINEERS - ARCHITECTS - PLANNERS
www.jrichards.ca

CONSULTANT
PROFESSIONAL ASSOCIATION OF ARCHITECTS OF ONTARIO
MIRIN KATOVA
LICENCE 8682
April 18, 2019

PROJECT
**ST LAWRENCE COLLEGE
CAFETERIA RENOVATION**
100 Portsmouth Avenue, Kingston Ontario

DRAWING
COVER

DESIGN	LM	DRAWING A0
DRAWN	DF	
CHECKED	MK	
JLR	28389	



**PRELIMINARY
NOT FOR
CONSTRUCTION**
EXTERNAL DESIGN REVIEW (30%)

NO.	ISSUE/REVISION	DDMMYY
5	ISSUED FOR TENDER	18/04/19
4	ISSUED FOR CLIENT REVIEW	16/04/19
1	ISSUED FOR CLIENT REVIEW	03/04/19

This drawing is copyright protected and may not be reproduced used for purposes other than execution of the described work without the express written consent of J.L. Richards & Associates Limited

VERIFY SHEET SIZE AND SCALES. BAR TO THE RIGHT IS 25mm IF THIS IS A FULL SIZE DRAWING.

SCALE: 0 25m

CLIENT
St. Lawrence College

CONSULTANT
J.L. Richards
ENGINEERS ARCHITECTS PLANNERS
www.jrichards.ca

CONSULTANT

PROFESSIONAL
ONTARIO ASSOCIATION OF ARCHITECTS
J.L. Richards
Licence 6682
April 18, 2019

PROJECT
**ST LAWRENCE COLLEGE
CAFETERIA RENOVATION**
100 Portsmouth Avenue, Kingston Ontario

DRAWING
DEMOLITION PLAN

DESIGN LM
DRAWN DF
CHECKED MK
JLR 28389

DRAWING
A100

LEGEND

- AREA NOT IN SCOPE.
- EXTENT OF EXISTING CERAMIC FLOORING AND BASE TO BE REMOVED = APPROX. 900m2.
- WALL TO BE DEMOLISHED.
- EXTENT OF EXISTING GYPSUM BULKHEAD TO BE DEMOLISHED.

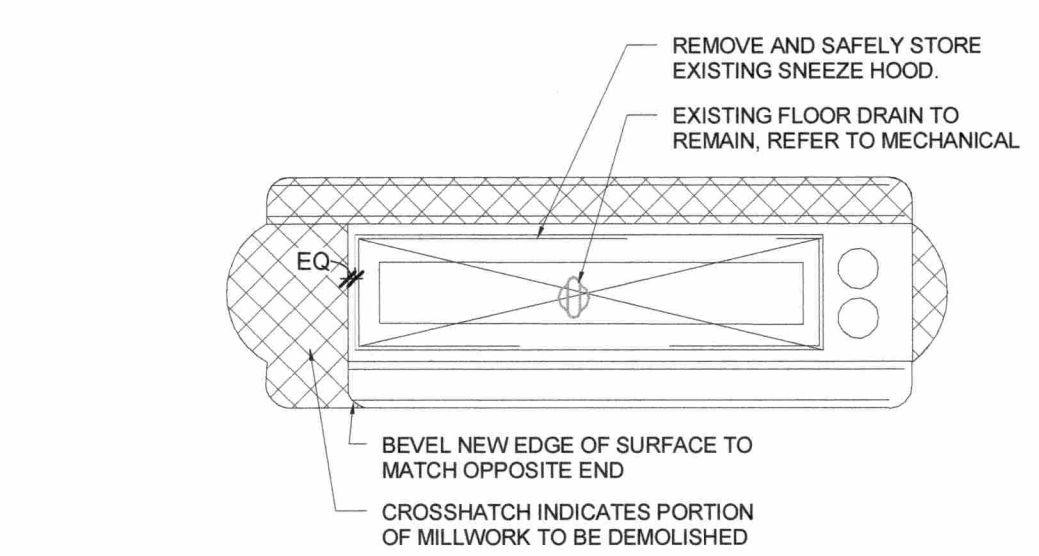
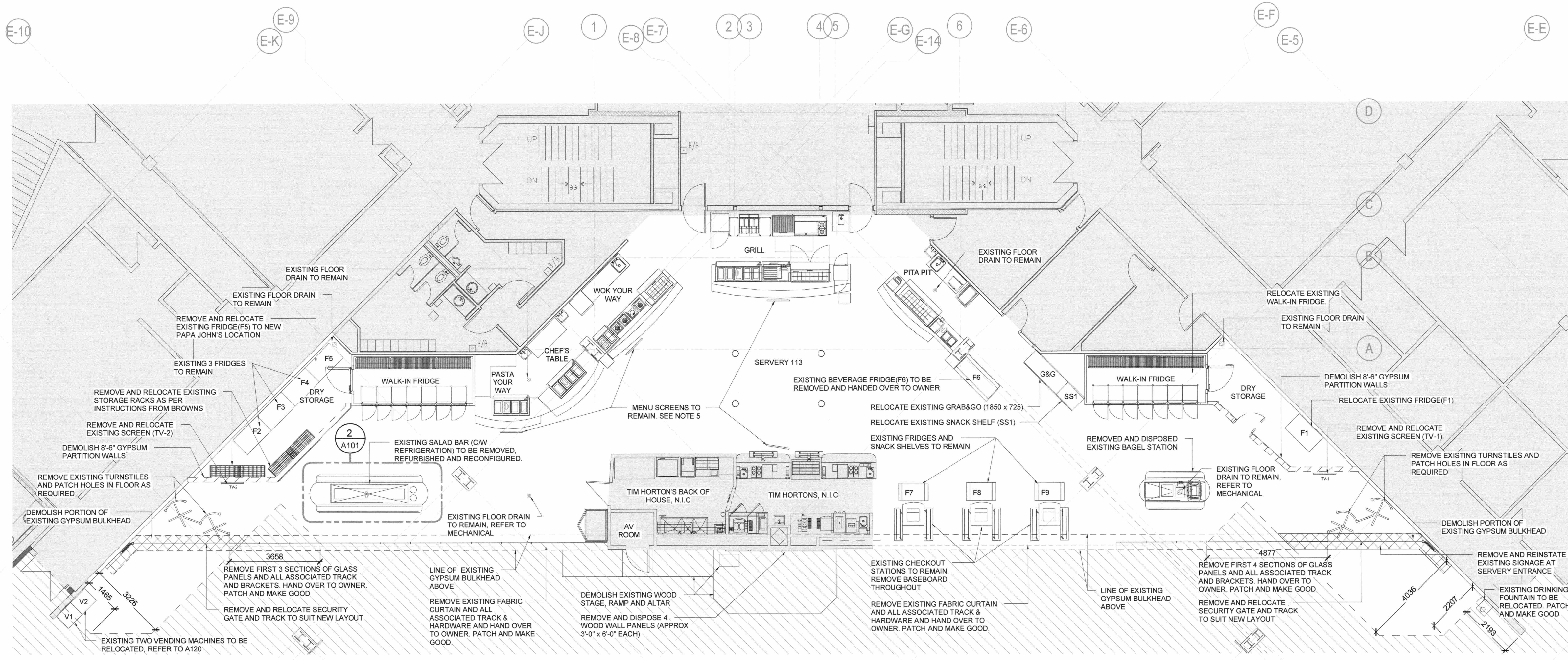
GENERAL NOTES:

1. REMOVE EXISTING CERAMIC WALL BASE THROUGHOUT
2. REMOVE EXISTING VINYL WALL BASE THROUGHOUT
3. ALL EXISTING TABLES AND BOOTH SEATING TO BE REMOVED AND TURNED OVER TO OWNER.
4. ALL POTTED PLANTERS TO BE CAREFULLY REMOVED AND TURNED OVER TO OWNER.
5. ALL ELECTRONIC SCREENS AND WAYFINDING SIGNAGE IN DINING AREA AND SERVERY TO BE CAREFULLY REMOVED, STORED, AND REINSTATED AFTER WORK IS COMPLETE.
6. ALL SECURITY CAMERAS AND AUDIO EQUIPMENT TO BE CAREFULLY REMOVED, STORED, AND REINSTATED AFTER WORK IS COMPLETE.

1
A100
DEMOLITION PLAN
SCALE: 1:150

File Location: C:\Users\jrichards\OneDrive\Documents\28389-000.0 SLC - Cafeteria Renovations - LOCAL FILE\Recovery.dwg

2019-04-18 9:34:51 AM

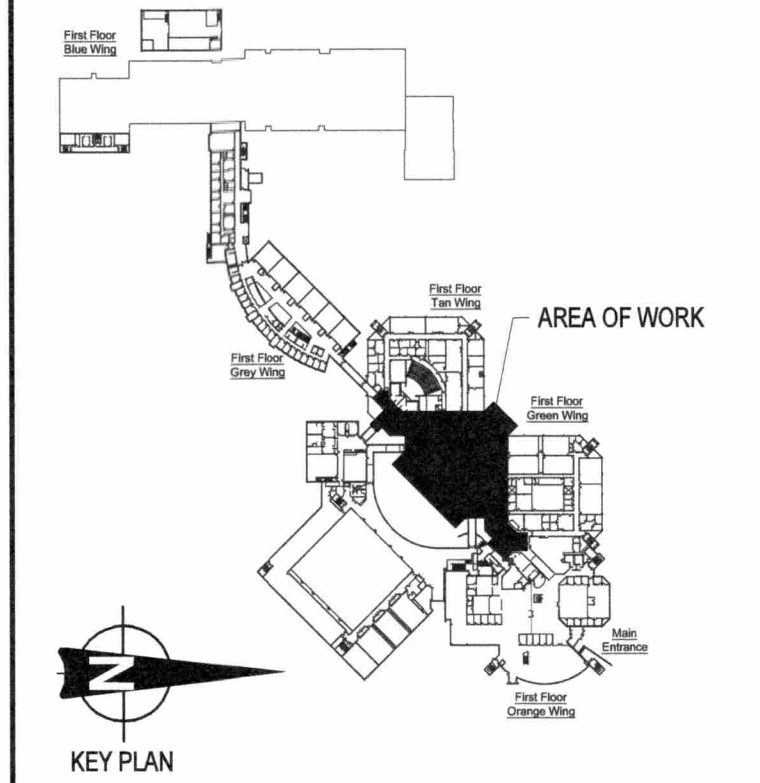


EXISTING SALAD BAR MODIFICATIONS
SCALE: 1:50

- LEGEND**
- AREA NOT IN SCOPE.
 - EXTENT OF EXISTING CERAMIC FLOORING AND BASE TO BE REMOVED = APPROX. 900m².
 - WALL TO BE DEMOLISHED.
 - EXTENT OF EXISTING GYPSUM BULKHEAD TO BE DEMOLISHED.

GENERAL NOTE:
CUT AND PATCH ANY WALL PENETRATIONS DUE TO NEW MECHANICAL EQUIPMENT. REFER TO MECHANICAL DOCUMENTS

ENLARGED DEMOLITION PLAN
SCALE: 1:100



PRELIMINARY NOT FOR CONSTRUCTION
EXTERNAL DESIGN REVIEW (30%)

NO.	ISSUE/REVISION	DD/MM/YY
5	ISSUED FOR TENDER	18/04/19
4	ISSUED FOR CLIENT REVIEW	16/04/19
1	ISSUED FOR CLIENT REVIEW	03/04/19

This drawing is copyright protected and may not be reproduced used for purposes other than execution of the described work the express written consent of J.L. Richards & Associates Limited
VERIFY SHEET SIZE AND SCALES. BAR TO THE RIGHT IS 25mm IF THIS IS A FULL SIZE DRAWING.
SCALE: 0 25m

CLIENT
St. Lawrence College

CONSULTANT
J.L. Richards
ENGINEERS - ARCHITECTS - PLANNERS
www.jlrichards.ca

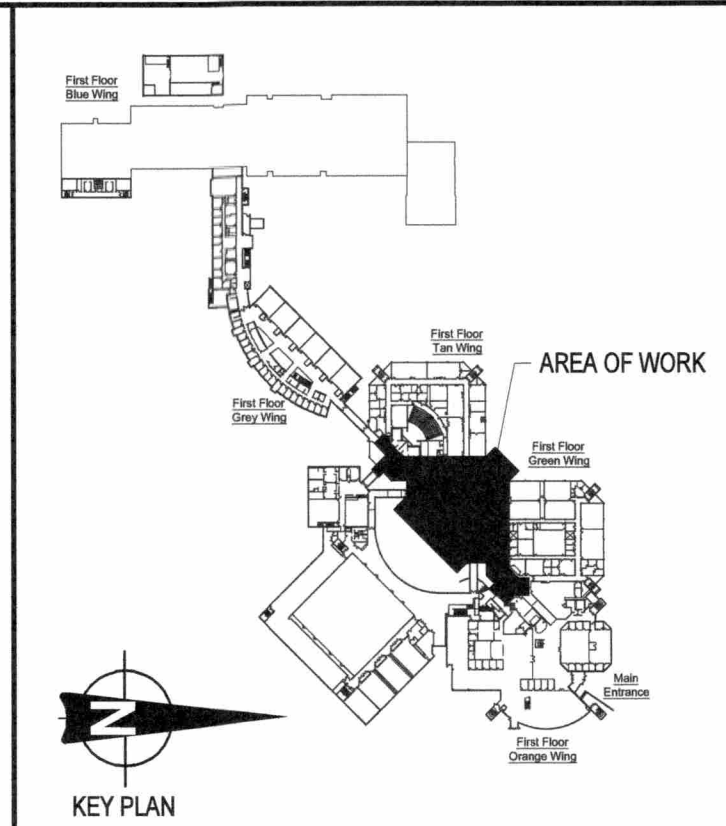
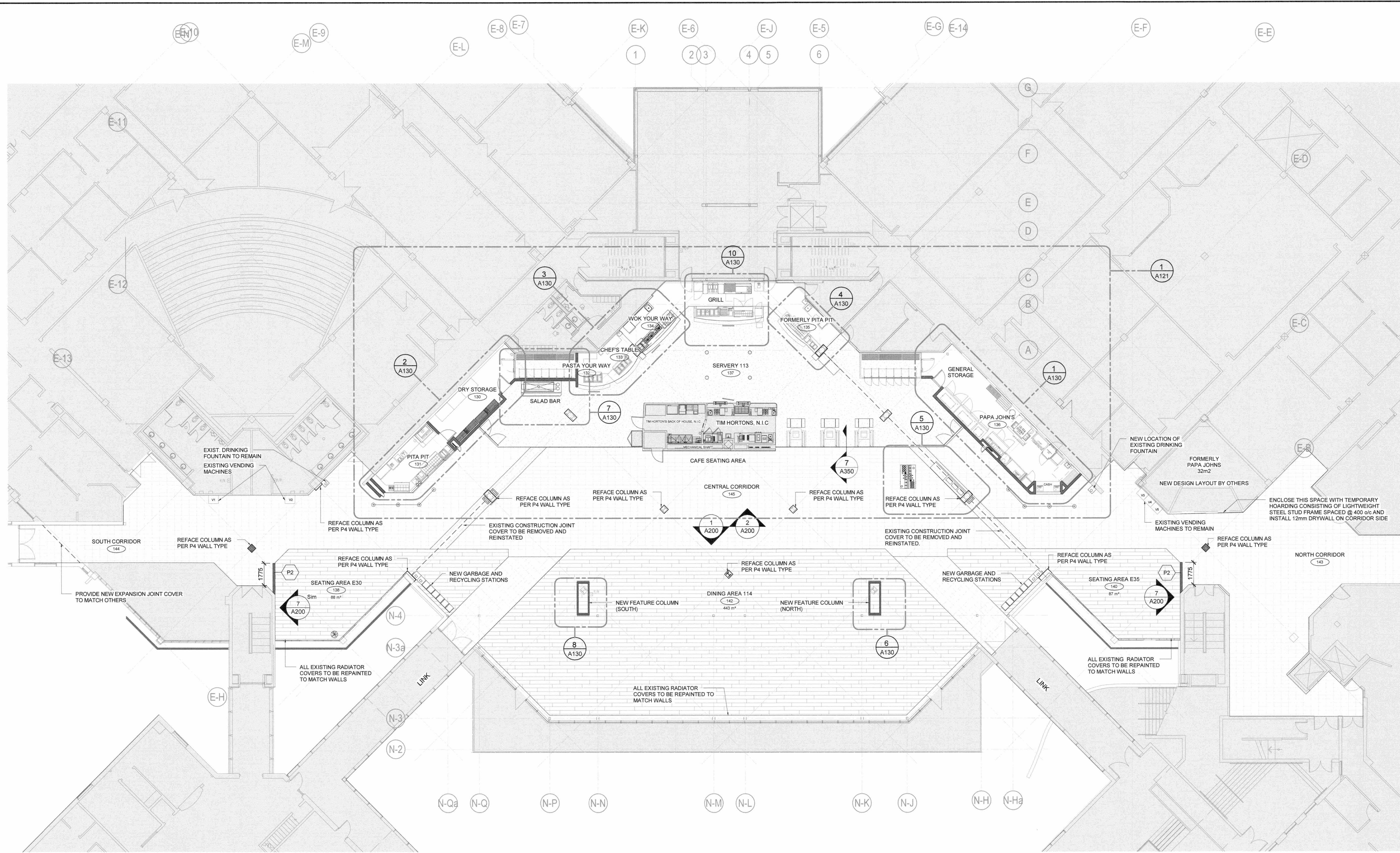
PROFESSIONAL ASSOCIATION OF ARCHITECTS
ONTARIO ARCHITECTS
LICENCE 8882
APRIL 16, 2019

PROJECT
ST LAWRENCE COLLEGE CAFETERIA RENOVATION
100 Portsmouth Avenue, Kingston Ontario

DRAWING
SERVERY DEMOLITION PLAN

DESIGN	LM	DRAWING
DRAWN	DF	
CHECKED	MK	
JLR	28389	

A101



**PRELIMINARY
NOT FOR
CONSTRUCTION**
EXTERNAL DESIGN REVIEW (30%)

NO.	ISSUE/REVISION	DD/MM/YY
5	ISSUED FOR TENDER	18/04/19
4	ISSUED FOR CLIENT REVIEW	16/04/19
1	ISSUED FOR CLIENT REVIEW	03/04/19

This drawing is copyright protected and may not be reproduced for purposes other than execution of the described work without the express written consent of J.L. Richards & Associates Limited.

VERIFY SHEET SIZE AND SCALES. BAR TO THE RIGHT IS 25mm IF THIS IS A FULL SIZE DRAWING.

SCALE: 0 25m

CLIENT
St. Lawrence College

CONSULTANT
J.L. Richards
ENGINEERS - ARCHITECTS - PLANNERS
www.jrichards.ca

PROFESSIONAL ASSOCIATION
ON. ARCHITECTS
J.L. Richards
ARCHITECTS
LICENCE
6882

PROJECT
ST LAWRENCE COLLEGE
CAFETERIA RENOVATION

PROJECT
ST LAWRENCE COLLEGE
CAFETERIA RENOVATION
100 Portsmouth Avenue, Kingston Ontario

DRAWING
OVERALL FLOOR PLAN

DESIGN LM
DRAWN DF
CHECKED MK
JLR 28389

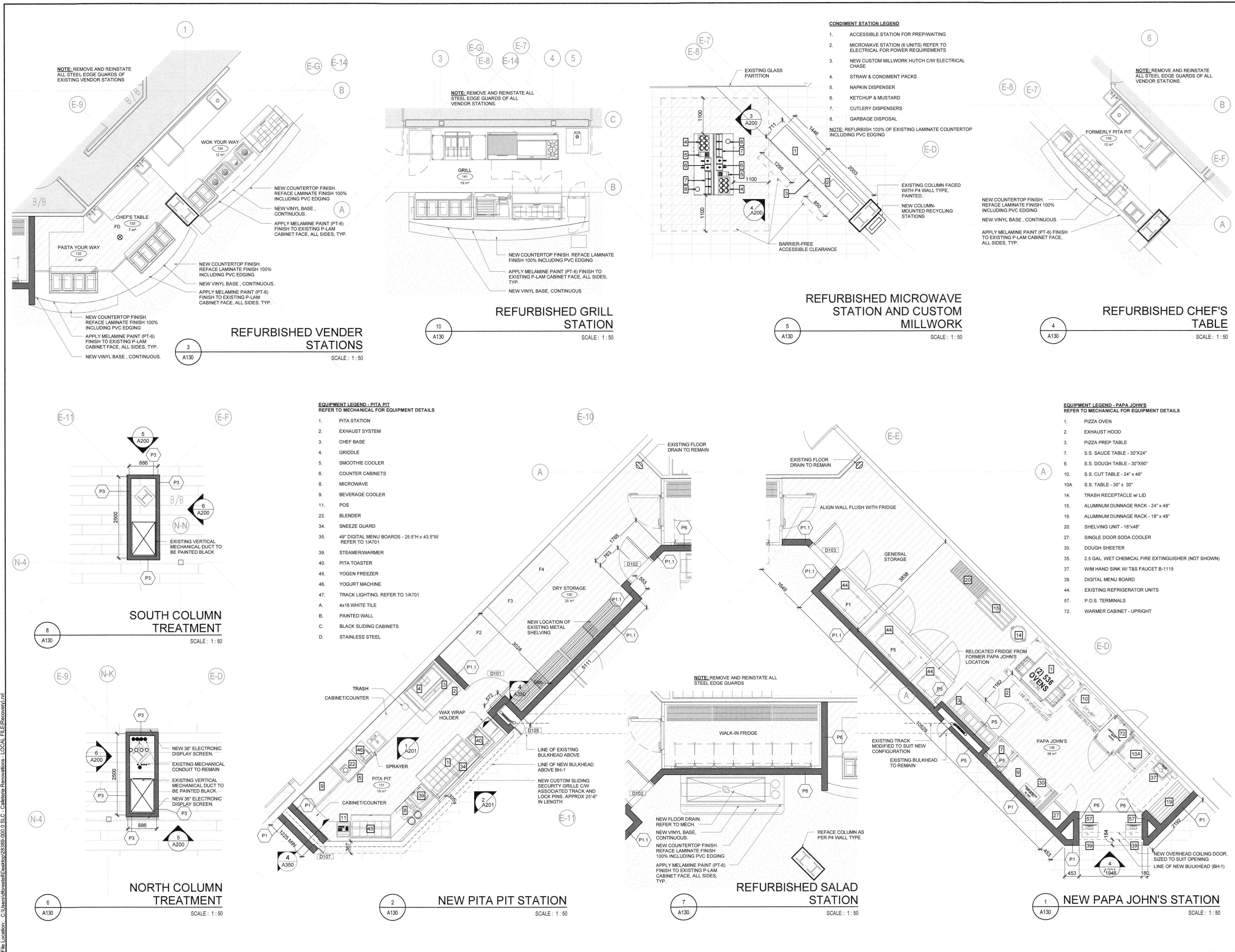
DRAWING
A120

WALL TYPES LEGEND	
<p>P1</p> <ul style="list-style-type: none"> 16mm ABUSE RESISTANT GYPSUM WALL BOARD, PAINTED (SERVERY SIDE) 12mm PLYWOOD SHEATHING 152mm STEEL STUD SPACED @ 400mm c/c 16mm ABUSE RESISTANT GYPSUM WALL BOARD, PAINTED (INTERIOR VENDOR SIDE) <p>NOTE:</p> <ol style="list-style-type: none"> P1 WALL TYPE TO EXTEND TO U/S OF STRUCTURE 	<p>P2</p> <ul style="list-style-type: none"> 16mm ABUSE RESISTANT GYPSUM WALL BOARD, PAINTED 12mm PLYWOOD SHEATHING 152mm STEEL STUD SPACED @ 400mm c/c 12mm PLYWOOD SHEATHING 16mm ABUSE RESISTANT GYPSUM WALL BOARD, PAINTED <p>NOTE:</p> <ol style="list-style-type: none"> P2 WALL TYPE TO EXTEND 1200mm ABOVE FINISHED FLOOR AND BE COMPLETE WITH A CONTINUOUS HARDWOOD CAP. REFER TO DWG 7/A200
<p>P1.1</p> <ul style="list-style-type: none"> 16mm ABUSE RESISTANT GYPSUM WALL BOARD, PAINTED (SERVERY SIDE) 12mm PLYWOOD SHEATHING 152mm STEEL STUD SPACED @ 400mm c/c 16mm ABUSE RESISTANT GYPSUM WALL BOARD, PAINTED (INTERIOR VENDOR SIDE) <p>NOTE:</p> <ol style="list-style-type: none"> P1 WALL TYPE TO EXTEND 2743mm A.F.F PROVIDE BRACKET AT TOP OF PARTITION FOR STABILITY 	<p>P3</p> <ul style="list-style-type: none"> 50mm STEEL STUD (20 GAUGE) SPACED @ 400mm c/c 12mm METAL FURRING CHANNELS SPACED @ 400mm c/c 12mm CEMENT BOARD, REFER TO A200 <p>NOTE:</p> <ol style="list-style-type: none"> P3 WALL TYPE TO EXTEND NOT MORE THAN 100mm BELOW U/S OF STEEL BEAM ABOVE ONE LOWER PANEL OF CEMENT BOARD TO BE REMOVABLE FOR MAINTENANCE ACCESS
<p>P4</p> <ul style="list-style-type: none"> EXISTING CONCRETE COLUMN 16mm ABUSE RESISTANT GYPSUM WALL BOARD, ADHERED, PAINTED. <p>NOTE:</p> <ol style="list-style-type: none"> STAINLESS STEEL CORNER GUARDS TO BE INSTALLED ON ALL COLUMN CORNERS. 	<p>P5</p> <ul style="list-style-type: none"> 16mm ABUSE RESISTANT GYPSUM WALL BOARD, PAINTED 100mm STEEL STUD SPACED @ 400mm c/c 16mm ABUSE RESISTANT GYPSUM WALL BOARD, PAINTED <p>NOTE:</p> <ol style="list-style-type: none"> P5 WALL TYPE TO EXTEND TO U/S OF NEW BULKHEAD FOR RELOCATED SECURITY GRILLE.
<p>P6</p> <ul style="list-style-type: none"> 16mm ABUSE RESISTANT GYPSUM WALL BOARD, PAINTED (SERVERY SIDE) 12mm PLYWOOD SHEATHING 152mm STEEL STUD SPACED @ 400mm c/c <p>NOTE:</p> <ol style="list-style-type: none"> P6 WALL TYPE TO EXTEND 2743mm A.F.F 	<p>BH-1</p> <ul style="list-style-type: none"> 16mm GYPSUM WALL BOARD, PAINTED 152mm STEEL STUDS SPACED @ 400 c/c 16mm GYPSUM WALL BOARD, PAINTED <p>NOTE:</p> <ol style="list-style-type: none"> WRAP UNDERSIDE OF BULKHEAD IN GYPSUM WIDTH OF BULKHEAD VARIES
<p>Wex</p> <p>EXISTING WALL TO REMAIN</p>	

FLOOR PLAN
SCALE: 1:150

File Location: C:\Users\jrichards\Desktop\28389-0003_SLC - Cafeteria Renovations - LOCAL FILE\REVISED\01.dwg

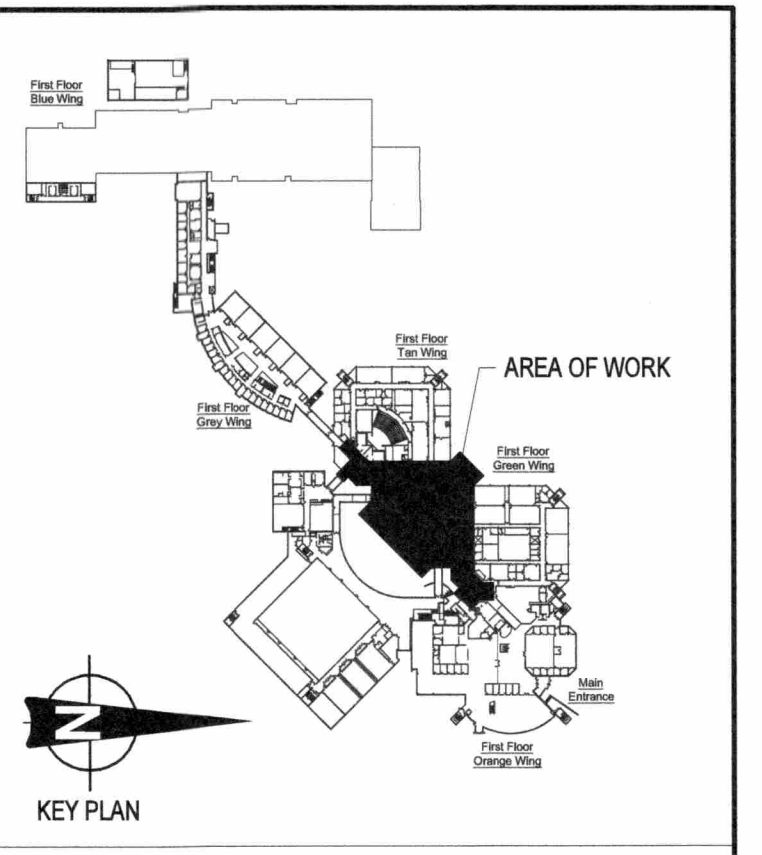
PLOT: 2019-04-18 8:56:01 AM



- CONDIMENT STATION LEGEND**
1. ACCESSIBLE STATION FOR PREP/WAITING
 2. MICROWAVE STATION (6 UNITS) REFER TO ELECTRICAL FOR POWER REQUIREMENTS
 3. NEW CUSTOM MILLWORK HUTCH CW ELECTRICAL CHASE
 4. STRAW & CONDIMENT PACKS
 5. NAPKIN DISPENSER
 6. KETCHUP & MUSTARD
 7. CUTLERY DISPENSERS
 8. GARBAGE DISPOSAL
- NOTE: REFURBISH 100% OF EXISTING LAMINATE COUNTERTOP INCLUDING PVC EDGING

- EQUIPMENT LEGEND - PITA PIT**
REFER TO MECHANICAL FOR EQUIPMENT DETAILS
1. PITA STATION
 2. EXHAUST SYSTEM
 3. CHEF BASE
 4. GRIDDLE
 5. SMOOTHIE COOLER
 6. COUNTER CABINETS
 8. MICROWAVE
 9. BEVERAGE COOLER
 11. POS
 22. BLENDER
 34. SNEEZE GUARD
 35. 48" DIGITAL MENU BOARDS - 25.5"H x 43.5"W REFER TO 1/A/701
 39. STEAMER/WARMER
 40. PITA TOASTER
 45. YOGURT FREEZER
 46. YOGURT MACHINE
 47. TRACK LIGHTING REFER TO 1/A/701
- A. 4x16 WHITE TILE
B. PAINTED WALL
C. BLACK SLIDING CABINETS
D. STAINLESS STEEL

- EQUIPMENT LEGEND - PAPA JOHN'S**
REFER TO MECHANICAL FOR EQUIPMENT DETAILS
1. PIZZA OVEN
 2. EXHAUST HOOD
 3. PIZZA PREP TABLE
 7. S.S. SAUCE TABLE - 30"x24"
 9. S.S. DOUGH TABLE - 30"x60"
 10. S.S. CUT TABLE - 24" x 48"
 - 10A. S.S. TABLE - 30" x 30"
 14. TRASH RECEPTACLE w/ LID
 15. ALUMINUM DUNNAGE RACK - 24" x 48"
 19. ALUMINUM DUNNAGE RACK - 18" x 48"
 20. SHELVING UNIT - 18"x48"
 27. SINGLE DOOR SODA COOLER
 30. DOUGH SHEETER
 35. 2.5 GAL WET CHEMICAL FIRE EXTINGUISHER (NOT SHOWN)
 37. WM HAND SINK W/ T&S FAUCET B-1115
 38. DIGITAL MENU BOARD
 44. EXISTING REFRIGERATOR UNITS
 57. P.O.S. TERMINALS
 72. WARMER CABINET - UPRIGHT



PRELIMINARY NOT FOR CONSTRUCTION
EXTERNAL DESIGN REVIEW (30%)

NO.	ISSUE/REVISION	DD/MM/YY
5	ISSUED FOR TENDER	18/04/19
4	ISSUED FOR CLIENT REVIEW	16/04/19
1	ISSUED FOR CLIENT REVIEW	03/04/19

This drawing is copyright protected and may not be reproduced used for purposes other than execution of the described work the express written consent of J.L. Richards & Associates Limited

VERIFY SHEET SIZE AND SCALES. BAR TO THE RIGHT IS 25mm IF THIS IS A FULL SIZE DRAWING.

SCALE: 0 25m

CLIENT
St. Lawrence College

CONSULTANT
JLR J.L. Richards
ENGINEERS - ARCHITECTS - PLANNERS
www.jrichards.ca

PROFESSIONAL ASSOCIATION
ONTARIO ASSOCIATION OF ARCHITECTS
ARCHITECT
LICENCE 5002
April 16, 2019

PROJECT
ST LAWRENCE COLLEGE CAFETERIA RENOVATION
100 Portsmouth Avenue, Kingston Ontario

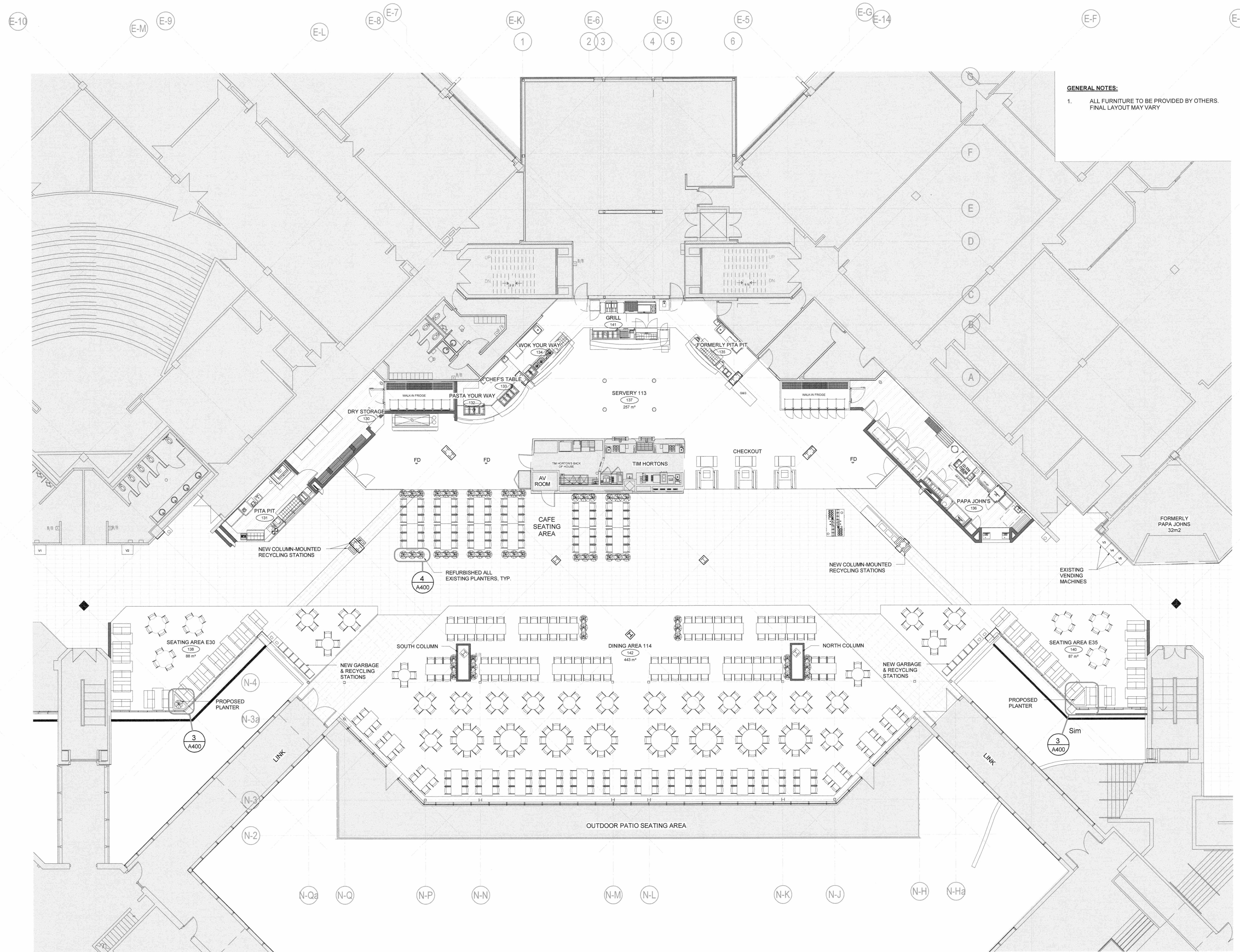
DRAWING
VENDOR STATIONS, SALAD BAR, MICROWAVE STATION, AND COLUMN TREATMENT

DESIGN	LM	DRAWING
DRAWN	DF	
CHECKED	MK	
JLR	28389	

A130

File Location: C:\Users\jrichards\Documents\28389-0003_SLC - Cafeteria Renovations - LOCAL FILE (Recovered).dwt

PLOT: 2019-04-19 09:35:14 AM



GENERAL NOTES:
 1. ALL FURNITURE TO BE PROVIDED BY OTHERS.
 FINAL LAYOUT MAY VARY

**PRELIMINARY
 NOT FOR
 CONSTRUCTION**
 EXTERNAL DESIGN REVIEW (30%)

NO.	ISSUE/REVISION	DD/MM/YY
5	ISSUED FOR TENDER	18/04/19
4	ISSUED FOR CLIENT REVIEW	16/04/19
1	ISSUED FOR CLIENT REVIEW	03/04/19

This drawing is copyright protected and may not be reproduced used for purposes other than execution of the described work the express written consent of J.L. Richards & Associates Limited
 VERIFY SHEET SIZE AND SCALES. BAR TO THE RIGHT IS 25mm IF THIS IS A FULL SIZE DRAWING.
 SCALE: 0 25m

CLIENT
St. Lawrence College

CONSULTANT
J.L. Richards
 ENGINEERS - ARCHITECTS - PLANNERS
 www.jrichards.ca

PROFESSIONAL ASSOCIATION OF ARCHITECTS
 ONTARIO ASSOCIATION OF ARCHITECTS
 12/19
 MARTIN KROV
 LICENSE # 8632
 Apr 18, 2019

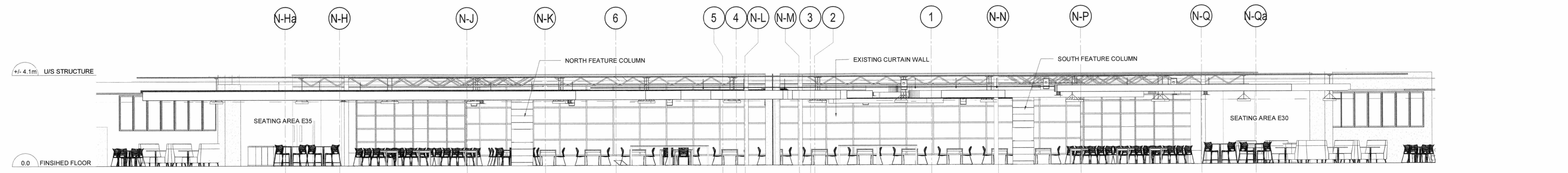
PROJECT
**ST LAWRENCE COLLEGE
 CAFETERIA RENOVATION**
 100 Portsmouth Avenue, Kingston Ontario

DRAWING
FURNITURE PLAN

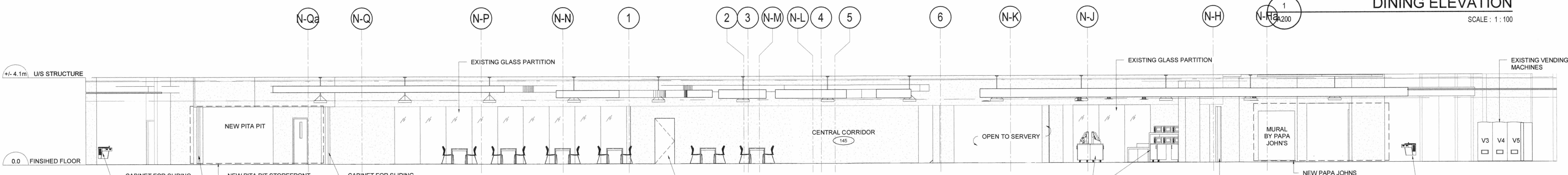
DESIGN	LM	DRAWING	A160
DRAWN	DF		
CHECKED	MK		
JLR	28389		

File Location: C:\Users\jrichards\Desktop\28389-000-0_SLC - Cafeteria Renovations - LOCAL FILE\28389\01

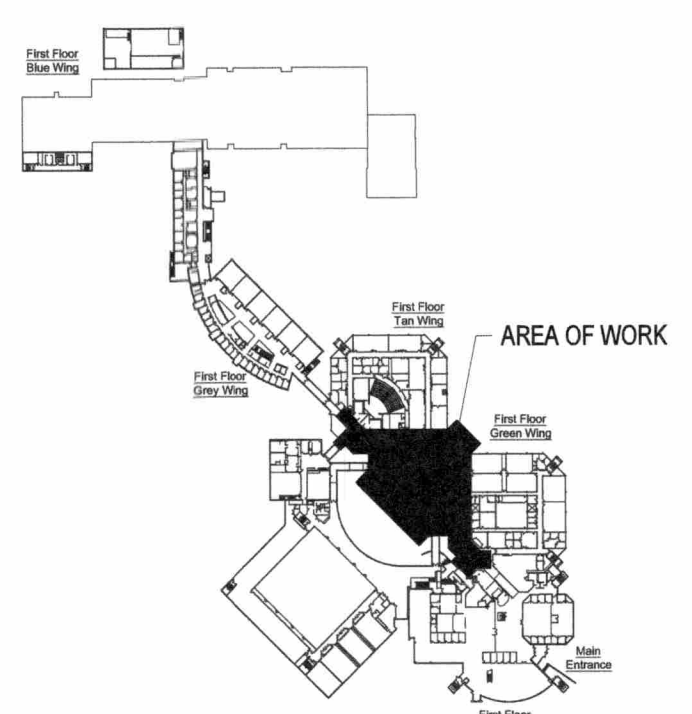
PLOT 2019-04-16 6:56:26 AM



DINING ELEVATION
SCALE: 1:100



SERVERY ELEVATION
SCALE: 1:100



KEY PLAN

**PRELIMINARY
NOT FOR
CONSTRUCTION**
EXTERNAL DESIGN REVIEW (30%)

NO.	ISSUE/REVISION	DDMMYY
5	ISSUED FOR TENDER	18/04/19
4	ISSUED FOR CLIENT REVIEW	16/04/19
1	ISSUED FOR CLIENT REVIEW	03/04/19

This drawing is copyright protected and may not be reproduced used for purposes other than execution of the described work the express written consent of J.L. Richards & Associates Limited

VERIFY SHEET SIZE AND SCALES. BAR TO THE RIGHT IS 25mm IF THIS IS A FULL SIZE DRAWING.

SCALE	0	25m

CLIENT
St. Lawrence College

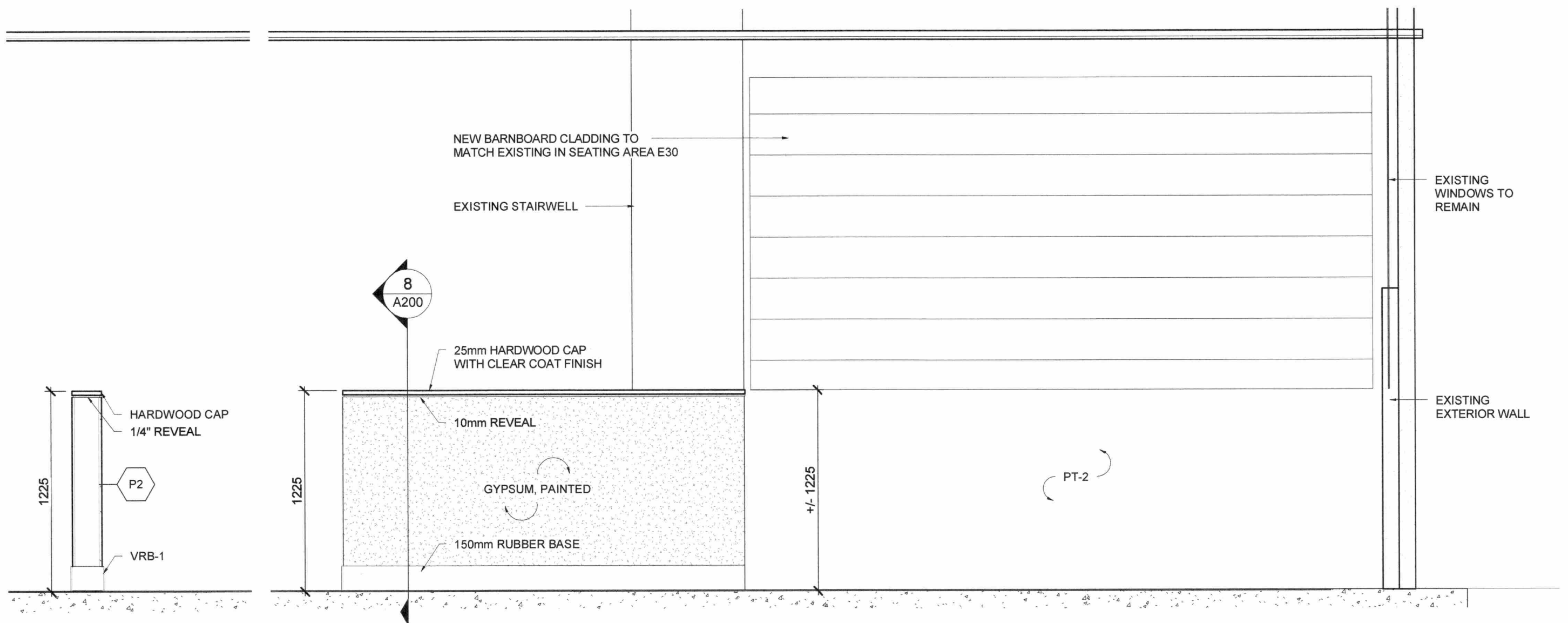
CONSULTANT
J.L. Richards
ENGINEERS - ARCHITECTS - PLANNERS
www.jlrichards.ca

PROFESSIONAL ASSOCIATION
ONTARIO ASSOCIATION OF ARCHITECTS
PROJECT
**ST LAWRENCE COLLEGE
CAFETERIA RENOVATION**
100 Portsmouth Avenue, Kingston Ontario

DESIGN **LM**
DRAWN **DF**
CHECKED **MK**
JLR 28389

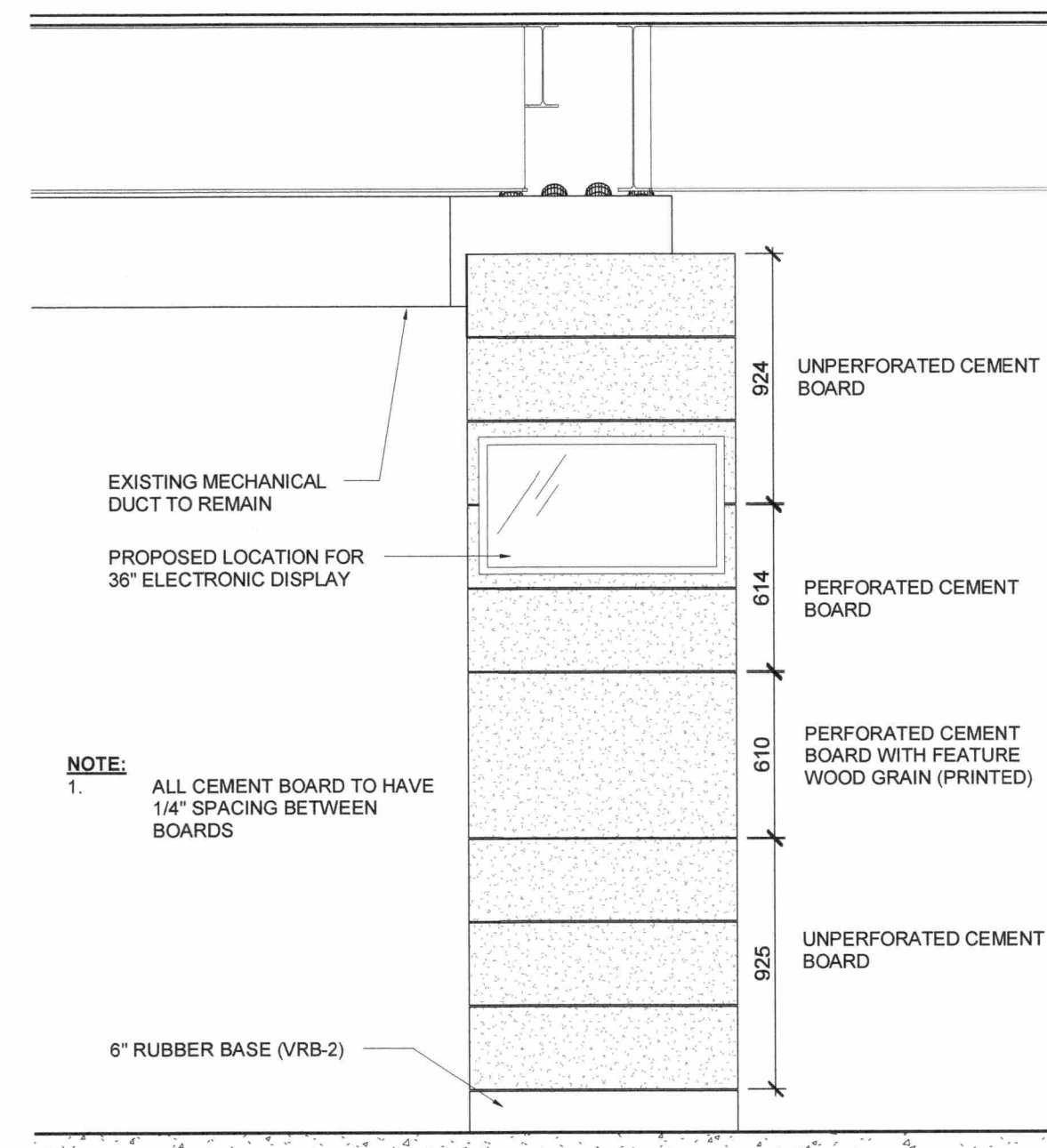
DRAWING
A200

ELEVATIONS

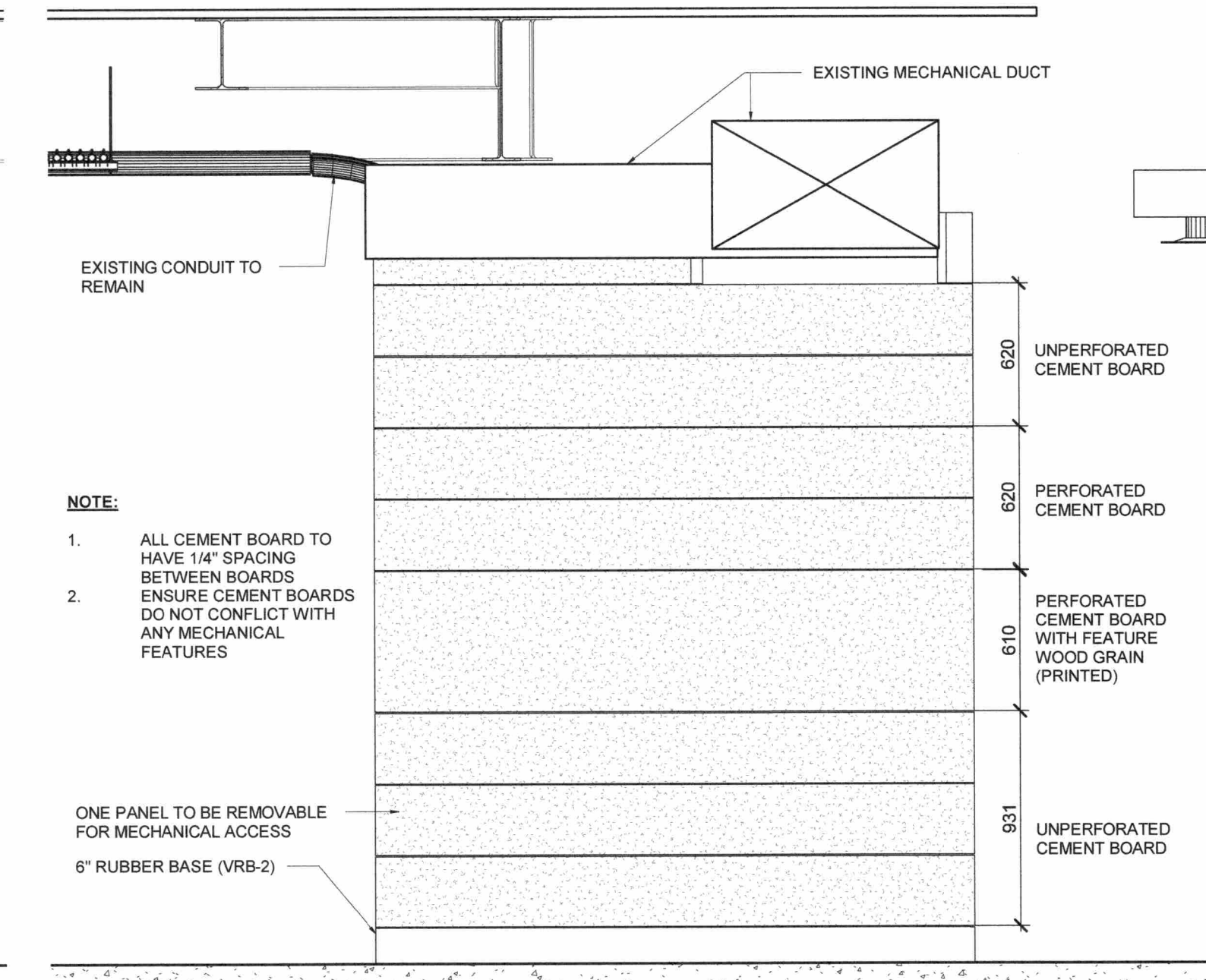


PONY WALL SECTION, TYP.
SCALE: 1:25

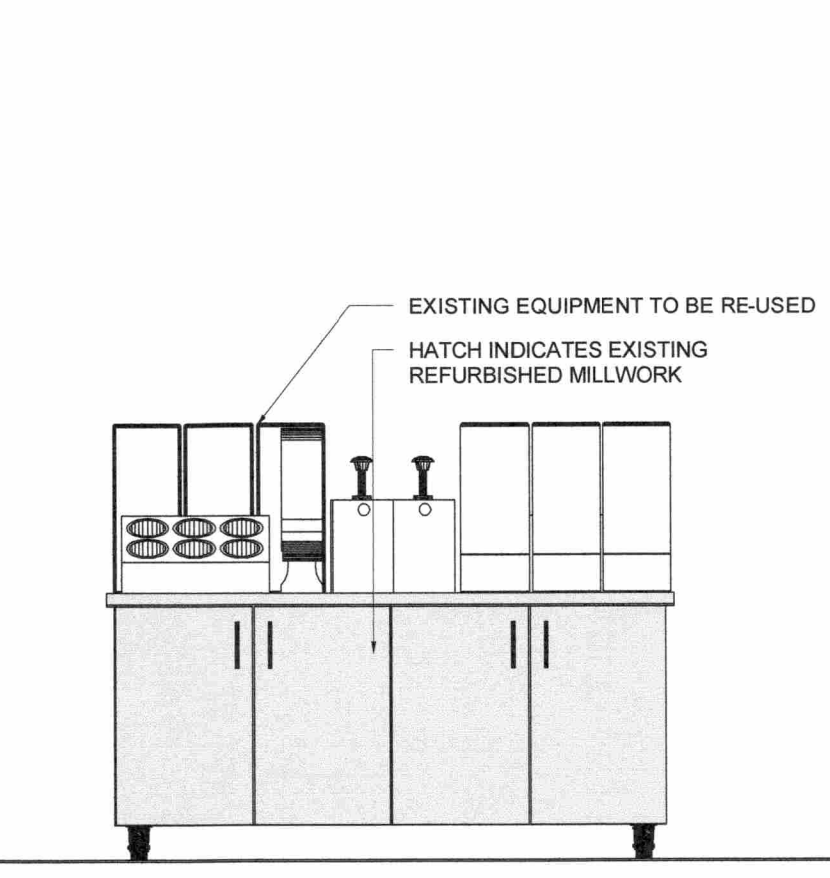
PONY WALL AND NEW FEATURE WOOD CLADDING ELEVATION
SCALE: 1:25



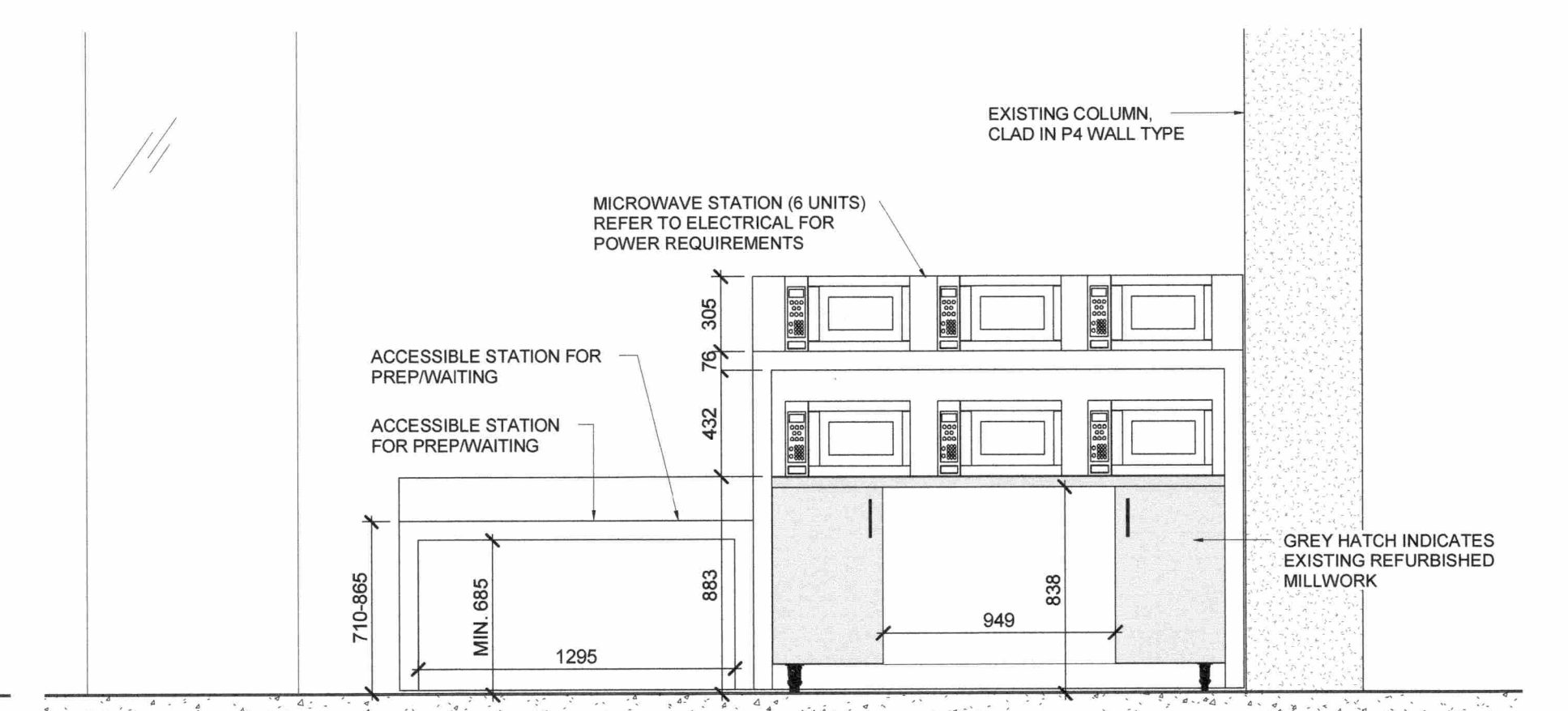
TYPICAL FEATURE COLUMN TREATMENT - NORTH
SCALE: 1:25



TYPICAL FEATURE COLUMN TREATMENT - NORTH(2)
SCALE: 1:25



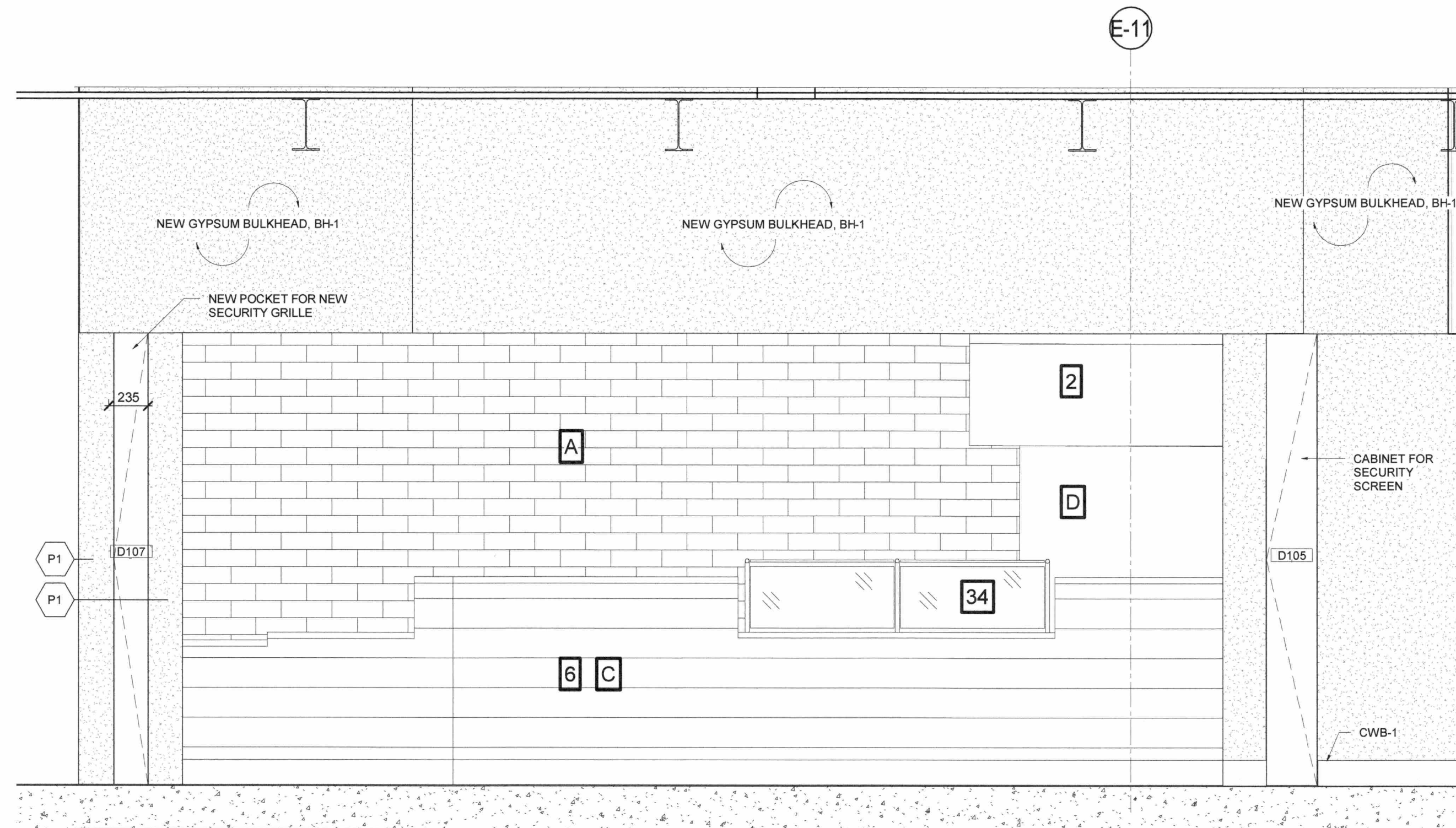
CONDIMENT STATION ELEVATION
SCALE: 1:25



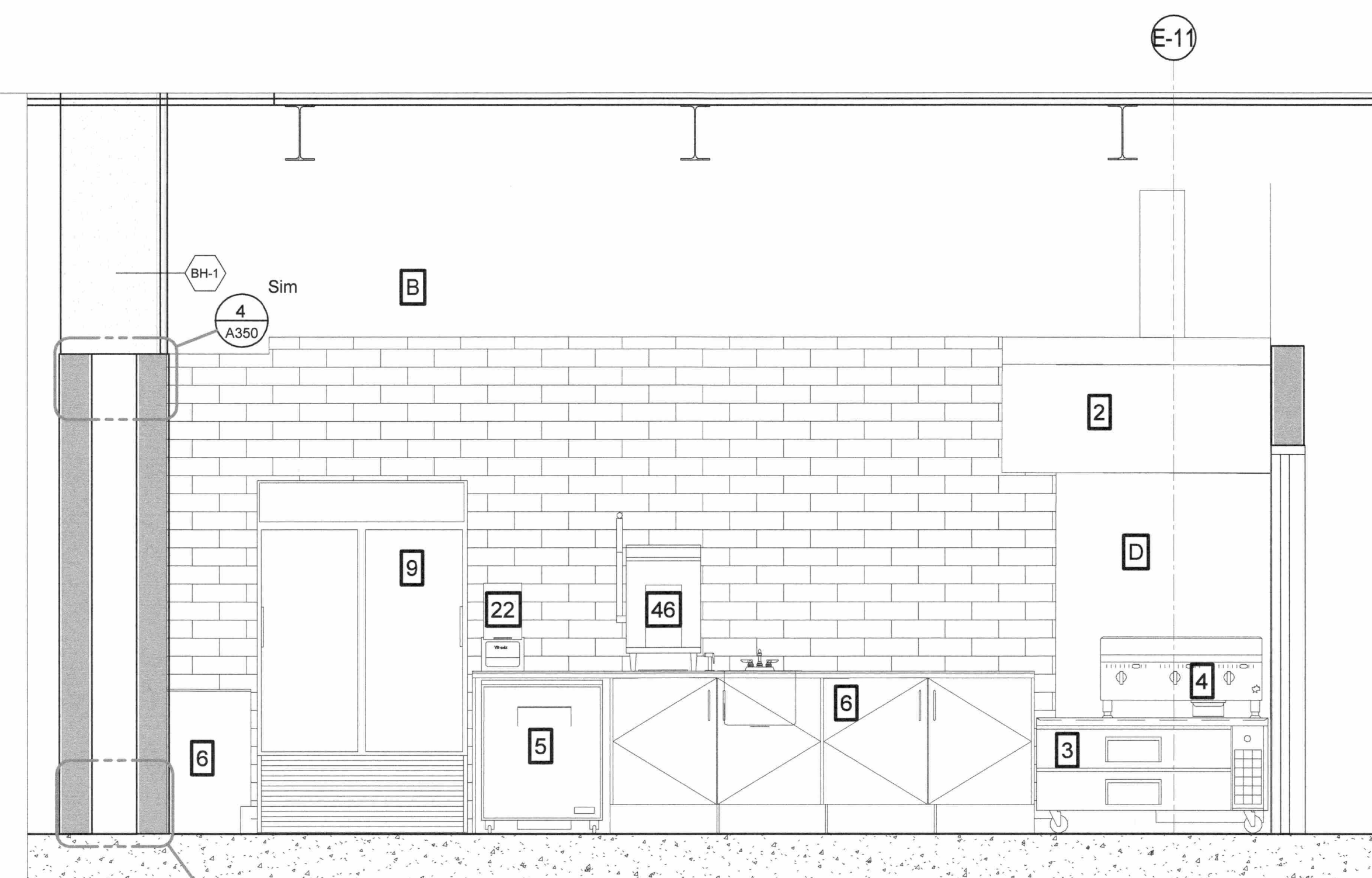
MICROWAVE STATION ELEVATION 2
SCALE: 1:25

File Location: C:\Users\jfrustal\Desktop\28389-000-0_SLC - Cafeteria Renovations - LOCAL FILE(Recovery).rvt

2019-04-16 08:36:54 AM PLOT



- EQUIPMENT LEGEND - PITA PIT**
REFER TO MECHANICAL FOR EQUIPMENT DETAILS
1. PITA STATION
 2. EXHAUST SYSTEM
 3. CHEF BASE
 4. GRIDDLE
 5. SMOOTHIE COOLER
 6. COUNTER CABINETS
 8. MICROWAVE
 9. BEVERAGE COOLER
 11. POS
 22. BLENDER
 34. SNEEZE GUARD
 35. 49" DIGITAL MENU BOARDS - 25.5"H x 43.5"W REFER TO 1/A701
 39. STEAMER/WARMER
 40. PITA TOASTER
 45. YOGEN FREEZER
 46. YOGURT MACHINE
 47. TRACK LIGHTING. REFER TO 1/A701
- A. 4x16 WHITE TILE
B. PAINTED WALL
C. BLACK SLIDING CABINETS
D. STAINLESS STEEL



ELEVATION - PITA PIT AT DINING SIDE

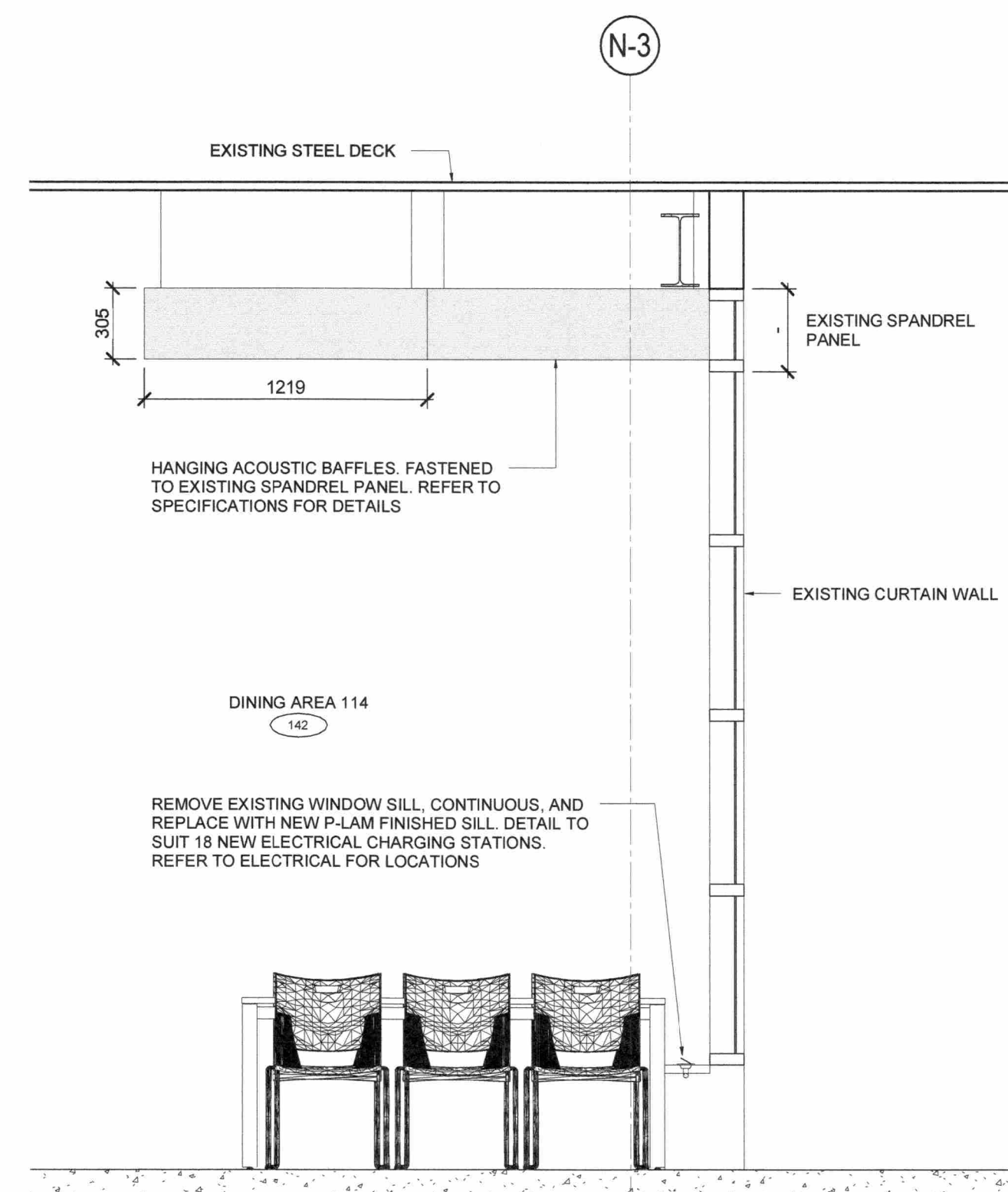
2
A201

SCALE: 1:25

ELEVATION - PITA PIT

1
A201

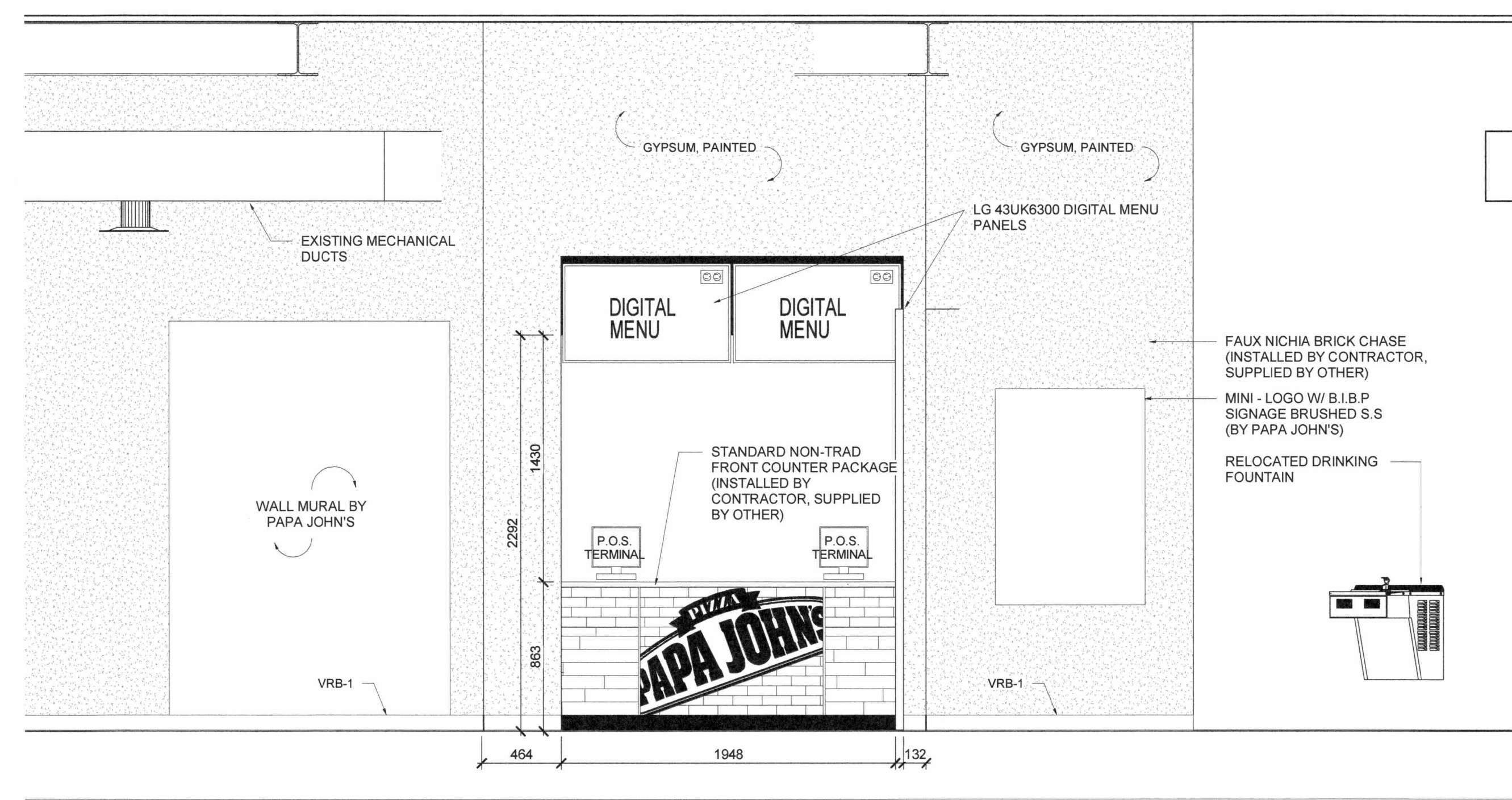
SCALE: 1:25



HANGING ACOUSTIC BAFFLE SECTION

3
A201

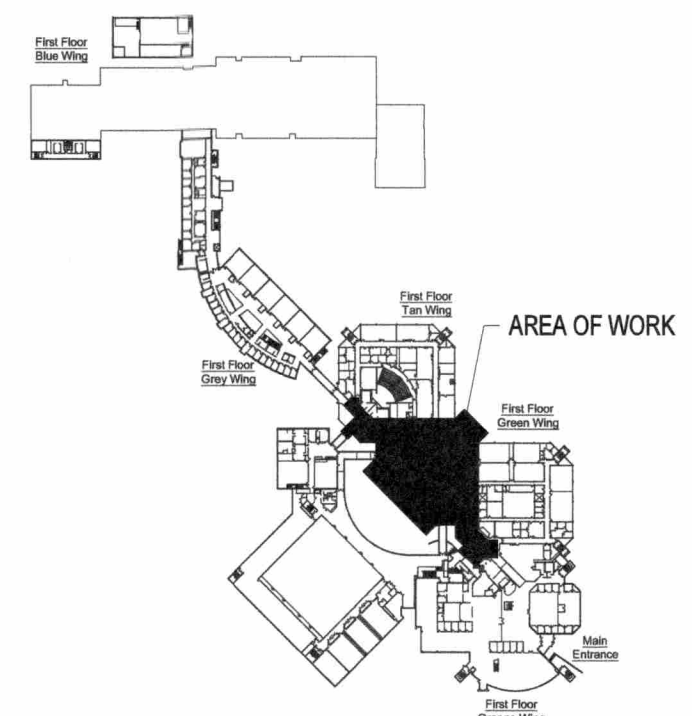
SCALE: 1:25



ELEVATION - PAPA JOHN'S AT DINING SIDE

4
A201

SCALE: 1:25



KEY PLAN

PRELIMINARY NOT FOR CONSTRUCTION
EXTERNAL DESIGN REVIEW (30%)

NO.	ISSUE/REVISION	DD/MM/YY
5	ISSUED FOR TENDER	18/04/19
4	ISSUED FOR CLIENT REVIEW	16/04/19

This drawing is copyright protected and may not be reproduced used for purposes other than execution of the described work the express written consent of J.L. Richards & Associates Limited

VERIFY SHEET SIZE AND SCALES BAR TO THE RIGHT IS 25mm IF THIS IS A FULL SIZE DRAWING

SCALE: 0 25m

CLIENT
St. Lawrence College

CONSULTANT
J.R. J.L. Richards
ENGINEERS - ARCHITECTS - PLANNERS
www.jrichards.ca

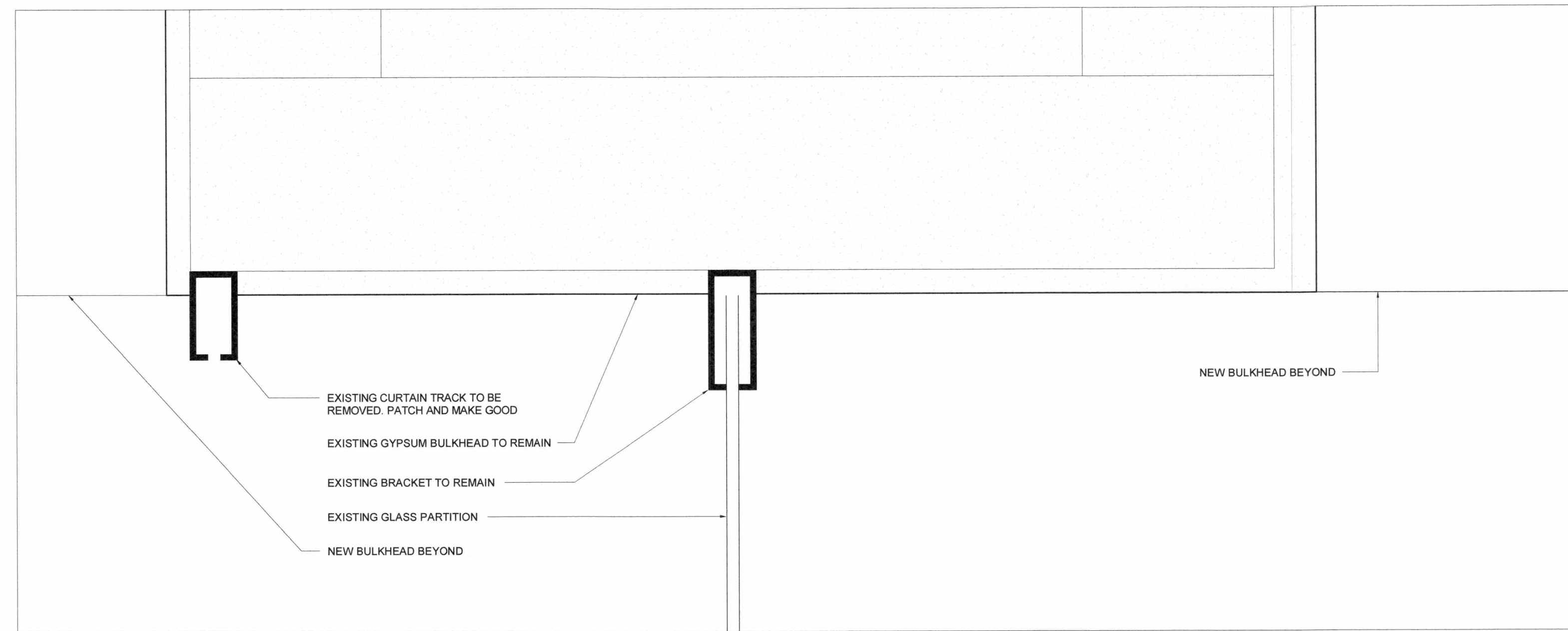
PROFESSIONAL ASSOCIATION
ONTARIO ASSOCIATION OF ARCHITECTS
MARIN KRYOV
LICENCE 98932
April 18, 2019

PROJECT
ST LAWRENCE COLLEGE CAFETERIA RENOVATION
100 Portsmouth Avenue, Kingston Ontario

DRAWING
INTERIOR SECTIONS AND ELEVATIONS

DESIGN	LM	DRAWING
DRAWN	DF	
CHECKED	MK	
JLR	28389	

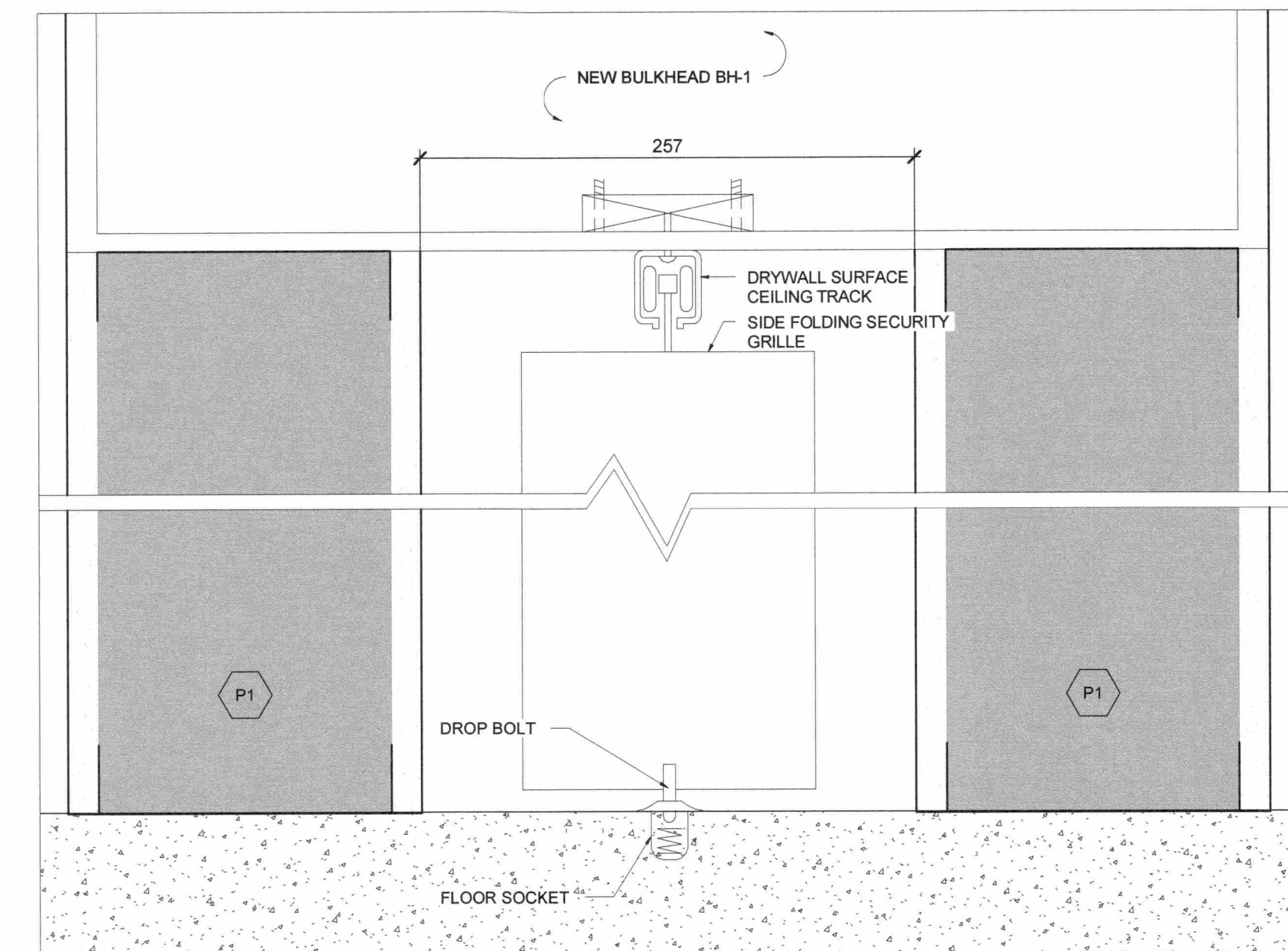
A201



BULKHEAD DETAIL AT GLASS PARTITION

2
A350

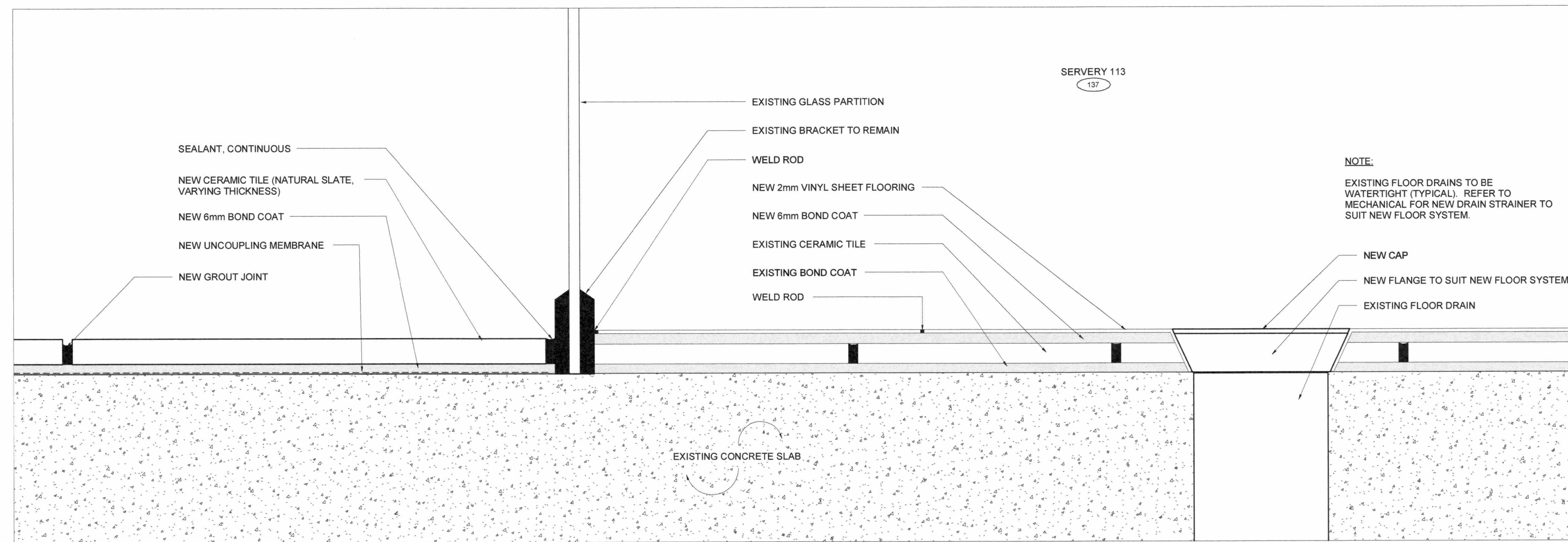
SCALE: 1:2



POCKET FOR NEW SLIDING SECURITY GRILLE

4
A350

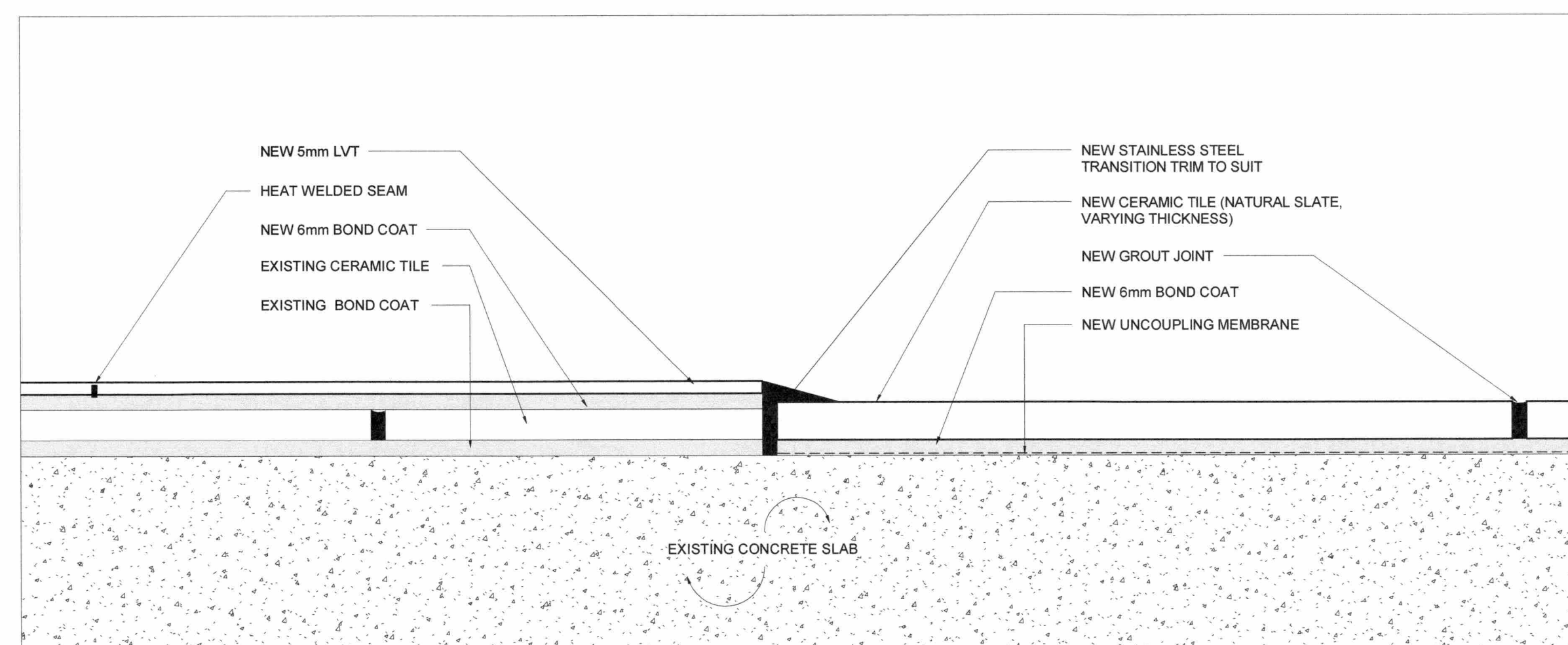
SCALE: 1:3



FLOOR FINISHES @ GLASS PARTITION

6
A350

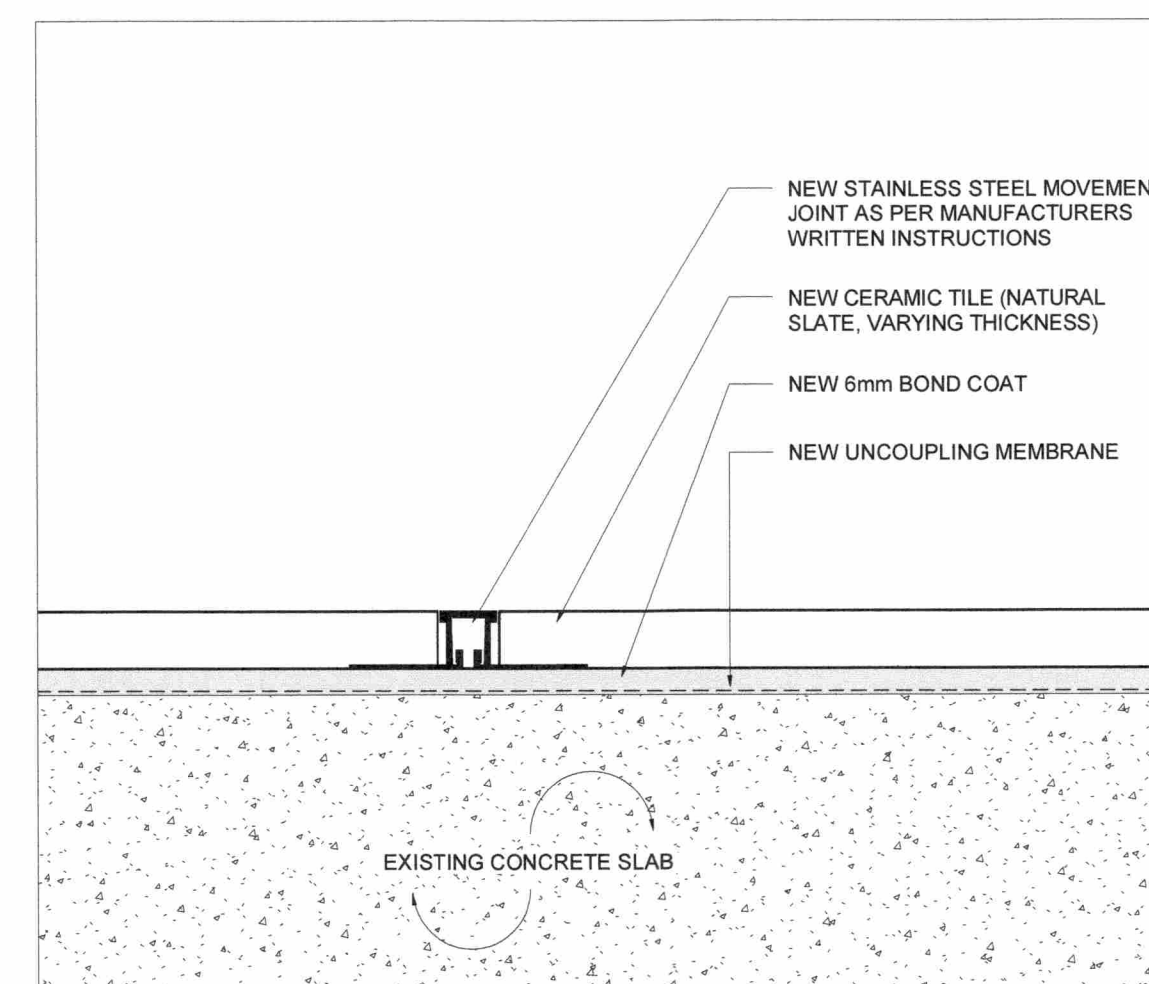
SCALE: 1:2



TRANSITION AT NEW LVT & NEW CERAMIC TILE

5
A350

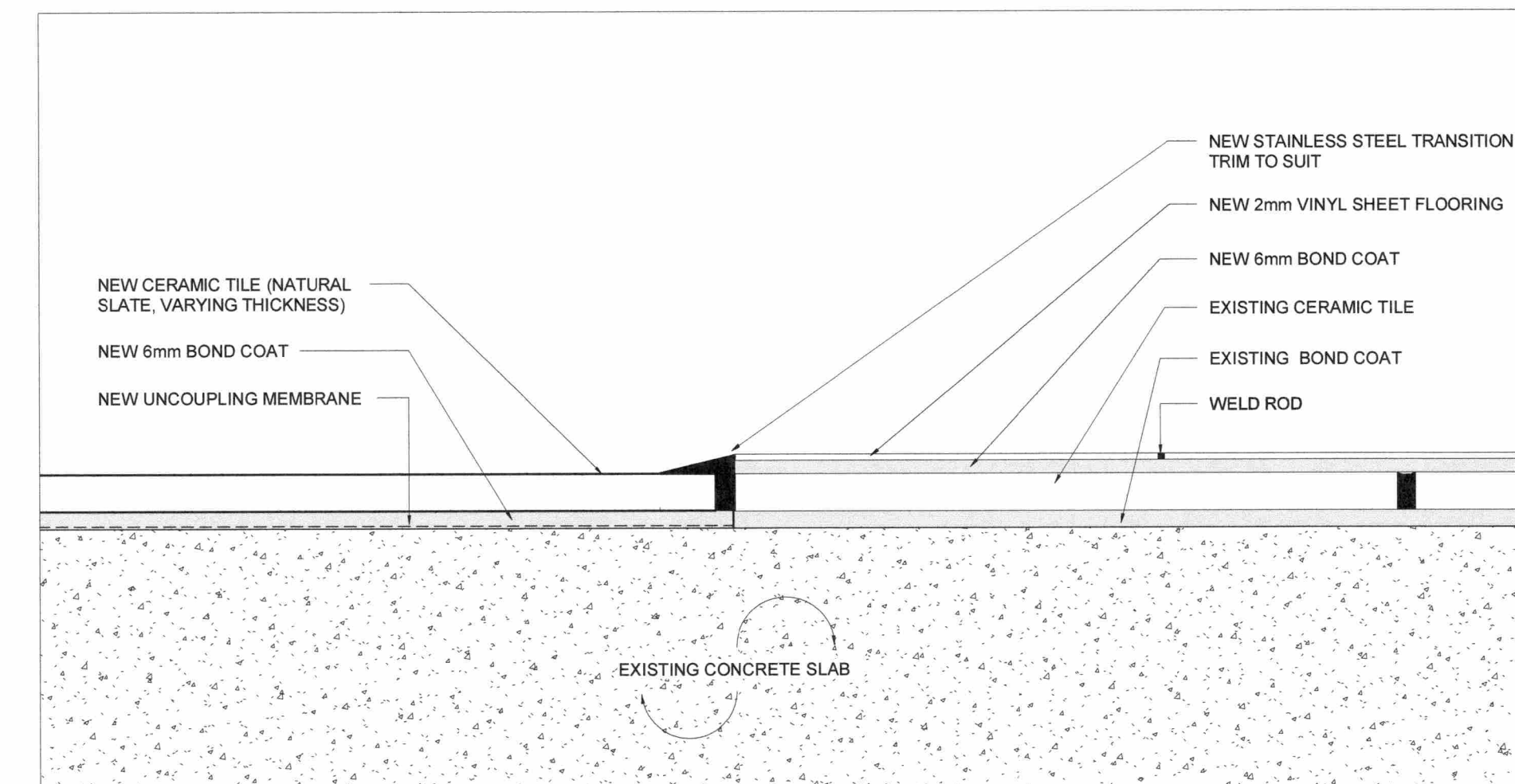
SCALE: 1:2



MOVEMENT JOINT AT NEW CERAMIC TILE

3
A350

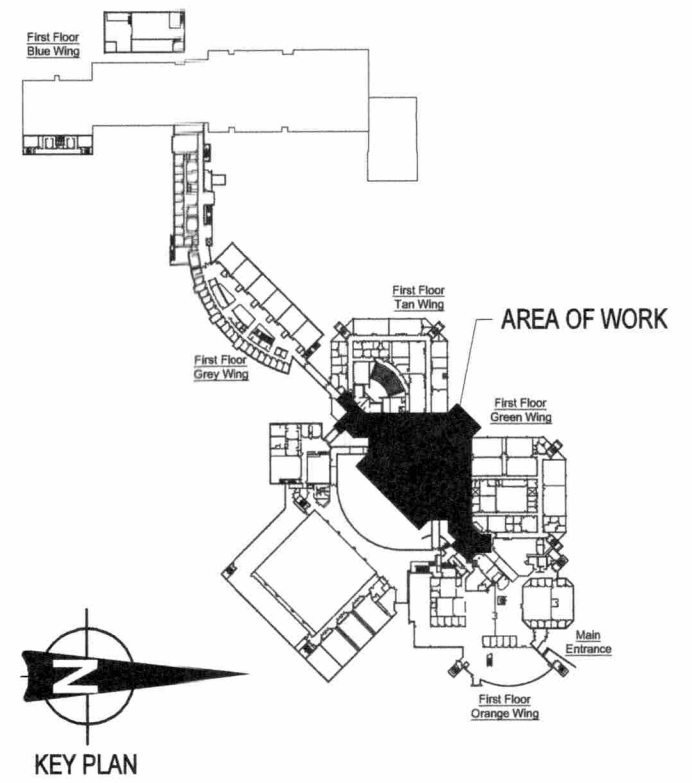
SCALE: 1:2



NEW CERAMIC TILE TRANSITION AT NEW VINYL SHEET FLOORING

7
A350

SCALE: 1:2



**PRELIMINARY
NOT FOR
CONSTRUCTION**
EXTERNAL DESIGN REVIEW (30%)

NO.	ISSUE/REVISION	DD/MM/YY
5	ISSUED FOR TENDER	18/04/19
4	ISSUED FOR CLIENT REVIEW	16/04/19
1	ISSUED FOR CLIENT REVIEW	03/04/19

This drawing is copyright protected and may not be reproduced used for purposes other than execution of the described work the express written consent of J.L. Richards & Associates Limited

VERIFY SHEET SIZE AND SCALES. BAR TO THE RIGHT IS 25mm IF THIS IS A FULL SIZE DRAWING.

SCALE: 0 25m

CLIENT
St. Lawrence College

CONSULTANT
J.L. Richards
ENGINEERS - ARCHITECTS - PLANNERS
www.jrichards.ca

PROFESSIONAL
ONTARIO ASSOCIATION
OF ARCHITECTS
MARIN KATOV
LICENCE
B632
April 14, 2019

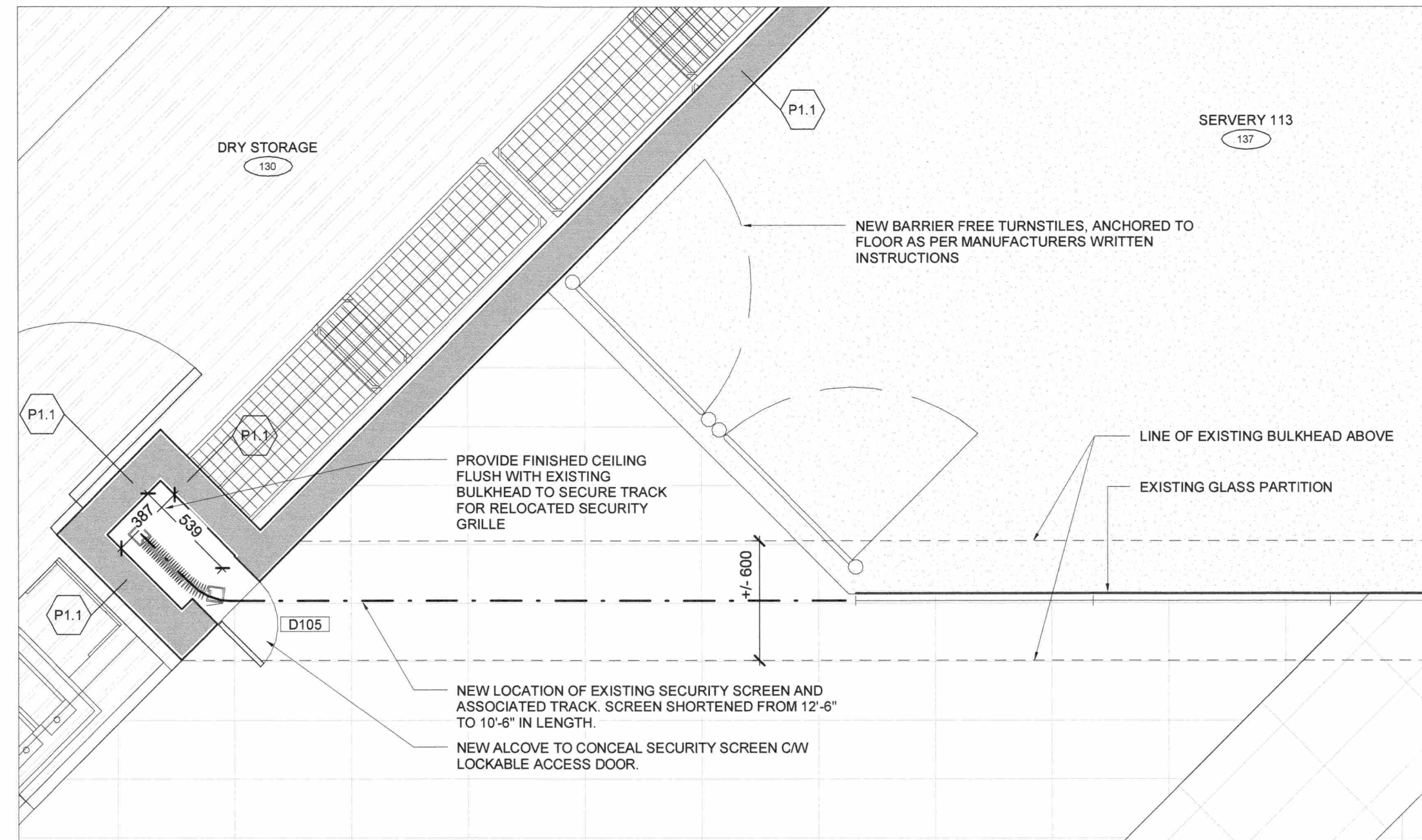
PROJECT
**ST LAWRENCE COLLEGE
CAFETERIA RENOVATION**
100 Portsmouth Avenue, Kingston Ontario

DRAWING
SECTION DETAILS

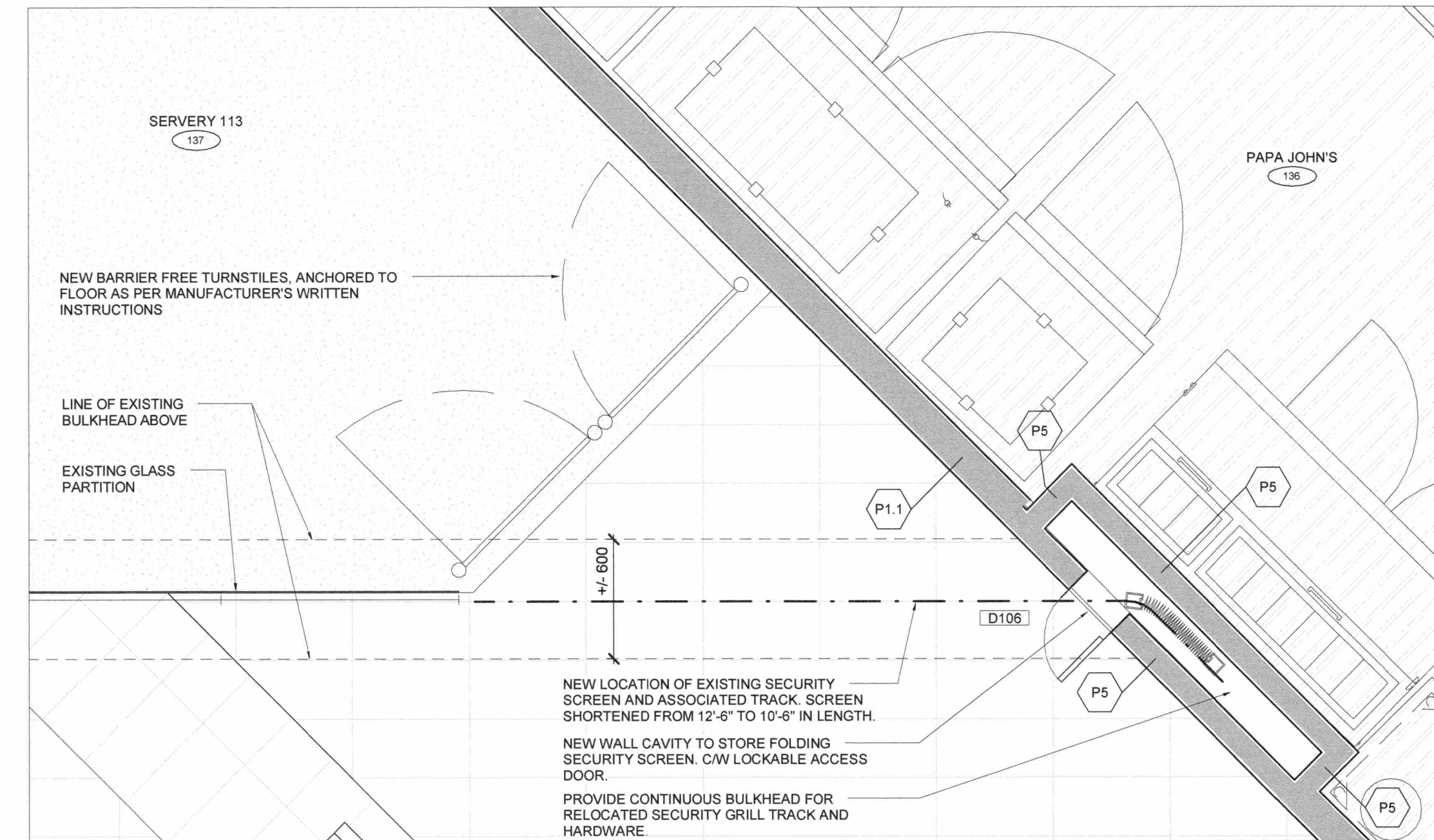
DESIGN	LM	DRAWING	A350
DRAWN	DF	CHECKED	MK
JLR	28389		

File Location: C:\Users\jrdrester\Desktop\28389-000-0_SLC - Cafeteria Renovations - LOCAL FILE (Accessed).rvt

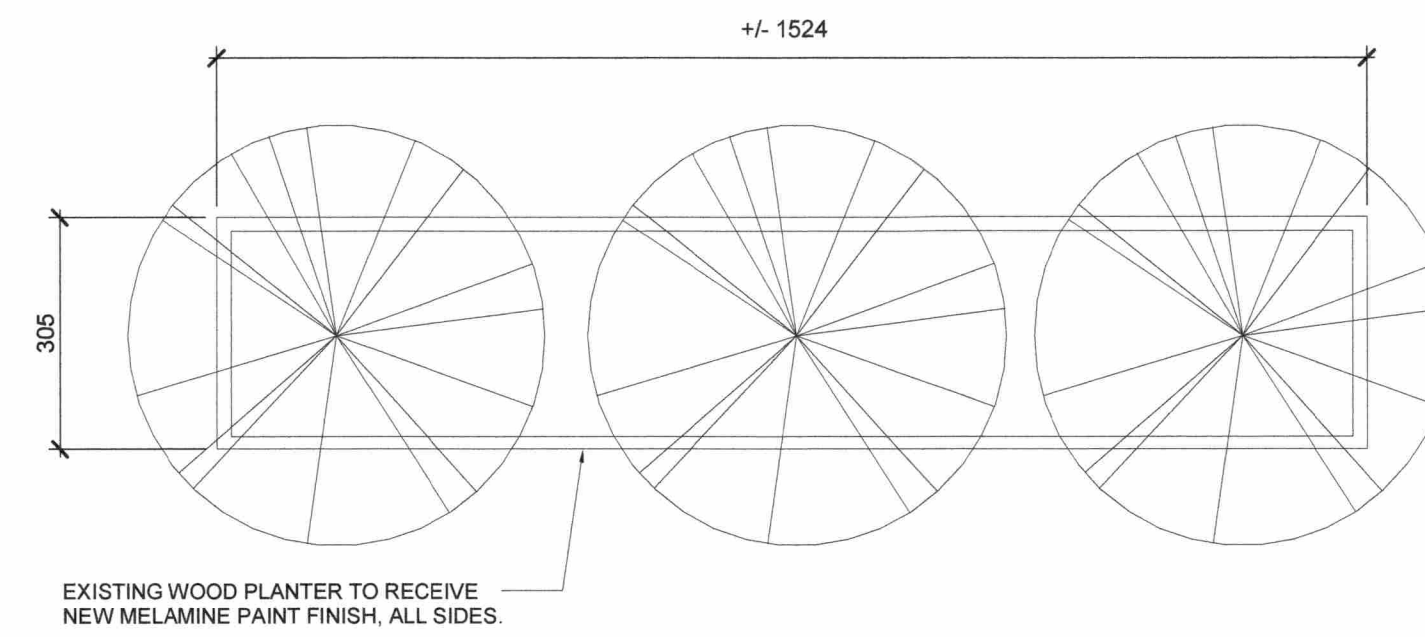
PLOT 2019-04-18 8:37:15 AM



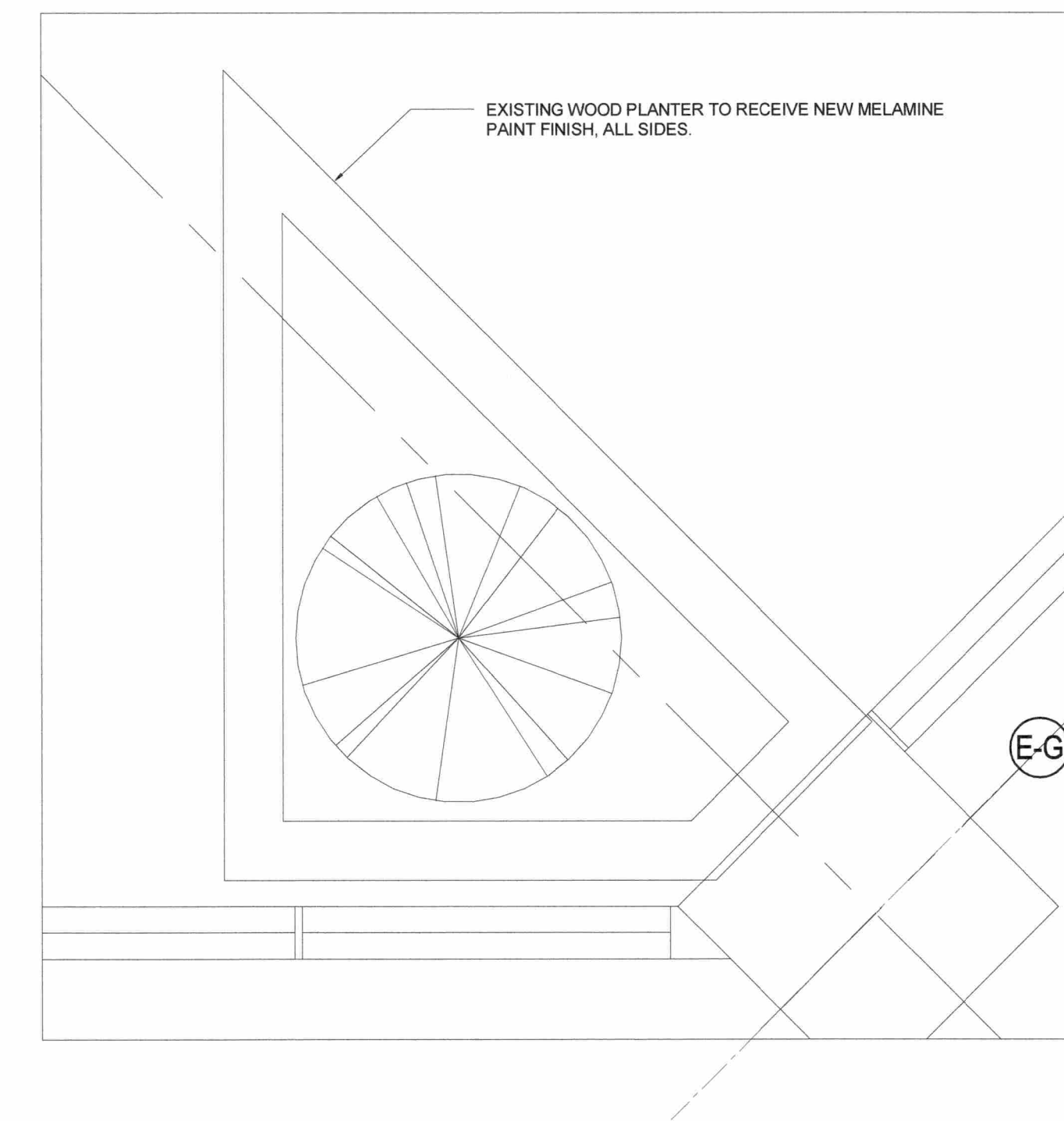
1
A400
NEW BARRIER FREE TURNSTILES (SOUTH) AND SECURITY SCREEN DETAIL
SCALE: 1:25



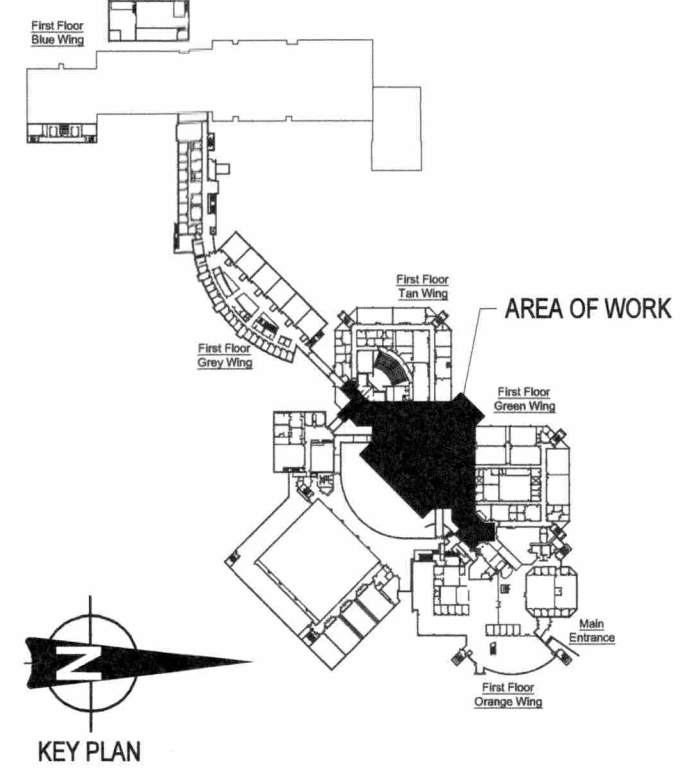
2
A400
NEW BARRIER FREE TURNSTILE (NORTH) AND SECURITY SCREEN DETAIL
SCALE: 1:25



4
A400
REFURBISHED PLANTERS, TYP.
SCALE: 1:10



3
A400
REFURBISHED CORNER PLANTER, TYP.
SCALE: 1:10



**PRELIMINARY
NOT FOR
CONSTRUCTION**
EXTERNAL DESIGN REVIEW (30%)

NO.	ISSUE/REVISION	DD/MM/YY
5	ISSUED FOR TENDER	18/04/19
4	ISSUED FOR CLIENT REVIEW	16/04/19

This drawing is copyright protected and may not be reproduced used for purposes other than execution of the described work the express written consent of J.L. Richards & Associates Limited

VERIFY SHEET SIZE AND SCALES. BAR TO THE RIGHT IS 25mm IF THIS IS A FULL SIZE DRAWING.

SCALE: 0 25m

CLIENT
St. Lawrence College

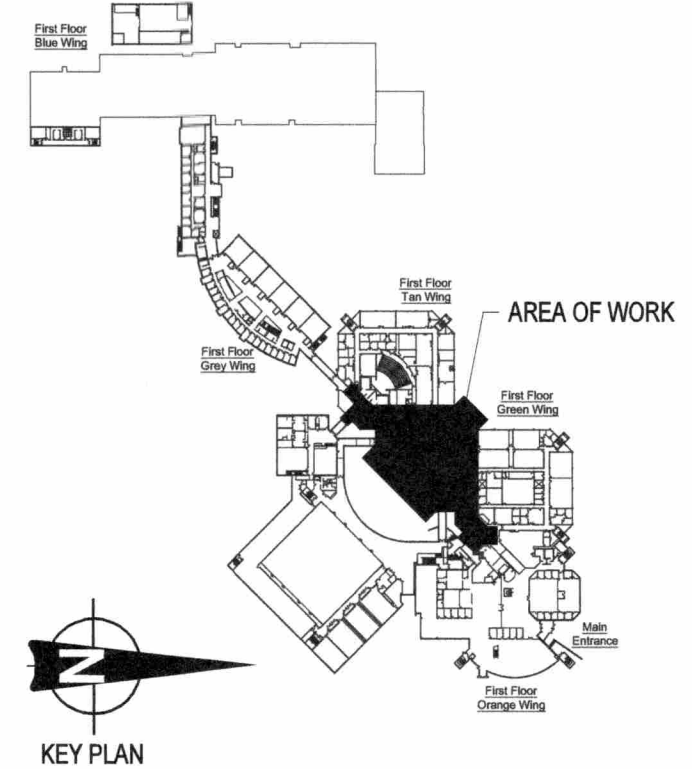
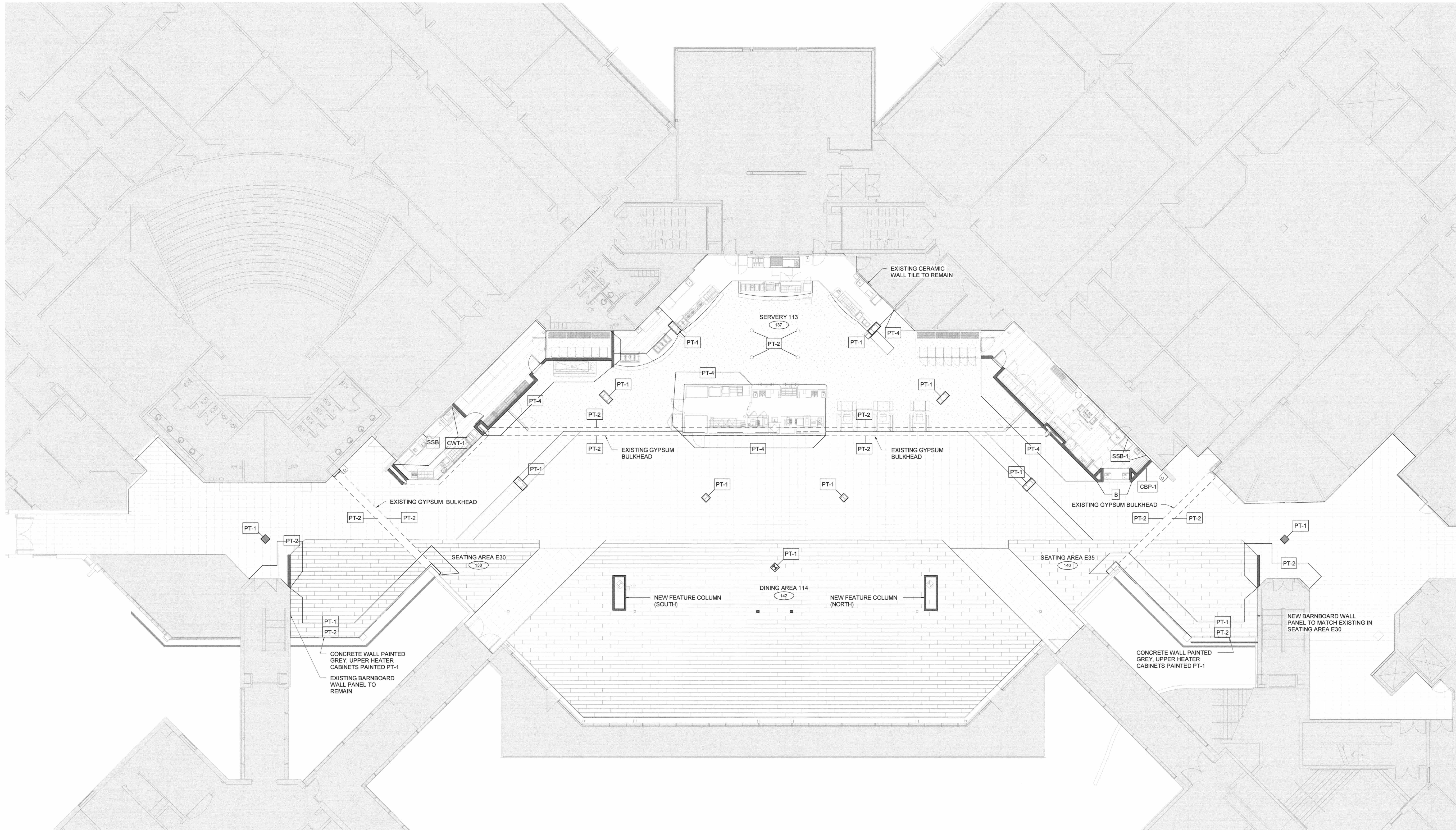
CONSULTANT
JLR J.L. Richards
ENGINEERS - ARCHITECTS - PLANNERS
www.jrichards.ca

PROFESSIONAL
ONTARIO ASSOCIATION OF ARCHITECTS
MIRIN KATOV
LICENCE 81822
April 16, 2019

PROJECT
**ST LAWRENCE COLLEGE
CAFETERIA RENOVATION**
100 Portsmouth Avenue, Kingston Ontario

DRAWING
PLAN DETAILS

DESIGN	LM	DRAWING A400
DRAWN	DF	
CHECKED	MK	
JLR	28389	



**PRELIMINARY
NOT FOR
CONSTRUCTION**
EXTERNAL DESIGN REVIEW (30%)

NO.	ISSUE/REVISION	DD/MM/YY
5	ISSUED FOR TENDER	18/04/19
4	ISSUED FOR CLIENT REVIEW	16/04/19
1	ISSUED FOR CLIENT REVIEW	03/04/19

This drawing is copyright protected and may not be reproduced used for purposes other than execution of the described work the express written consent of J.L. Richards & Associates Limited
VERIFY SHEET SIZE AND SCALES BAR TO THE RIGHT IS 25mm IF THIS IS A FULL SIZE DRAWING

SCALE

CLIENT
St. Lawrence College

CONSULTANT
J.L. Richards
ENGINEERS - ARCHITECTS - PLANNERS
www.jrichards.ca

CONSULTANT

PROFESSIONAL
ONTARIO ASSOCIATION OF ARCHITECTS
MARIN KATOV
LICENCE 8622
APR 19 2019

PROJECT
**ST LAWRENCE COLLEGE
CAFETERIA RENOVATION**
100 Portsmouth Avenue, Kingston Ontario

DRAWING
PAIN AND WALL FINISHES

DESIGN	LM	DRAWING
DRAWN	DF	
CHECKED	MK	
JLR	28389	

A660

INTERIOR PAINT LEGEND

- PT-1** COLOR: (FIELD - LIGHT GREY)
LOCATION: GYPSUM BOARD WALLS, BULKHEADS, AND COLUMNS IN SERVERY, CONCRETE WALLS AND COLUMNS, UNO.
- PT-2** COLOR: (ACCENT COLOR TO MATCH EXISTING ST LAWRENCE COLLEGE- SLC DARK GREY)
LOCATION: GYPSUM BOARD BULKHEADS IN DINING AREA, GYPSUM BOARD PARTITION WALL DIVIDING SERVERY AND DINING, AND DOORS/DOOR FRAMES
- PT-3** COLOR: (ACCENT - PAPA JOHN'S 'ROMA RED')
LOCATION: SELECTED GYPSUM BOARD WALLS, AND ROUND COLUMNS IN SERVERY AS IDENTIFIED BY CONTRACTOR.
- PT-4** COLOR: MEDIUM GREY
LOCATION: SELECTED GYPSUM BOARD WALLS, CONCRETE WALLS IN SERVERY AS IDENTIFIED ON WALL FINISHES PLAN (DWG. A660).
- PT-5** COLOR: WHITE
LOCATION: US CEILING THROUGHOUT, INCLUDING CONCRETE AND FLUTED METAL DECKS, EXPOSED STRUCTURAL STEEL, HORIZONTAL AND VERTICAL DUCTWORK, CONDUIT AND PIPING.
- PT-6** MELAMINE PAINT COLOUR: TO MATCH SW 6197 ALOOF GRAY, BY SHERWIN WILLIAMS.
LOCATION: REPAINTED SURFACES OF P-LAM CABINET FACES AT EXISTING VENDOR STATIONS AND SALAD BAR IN SERVERY (ALL EXPOSED SIDES).

INTERIOR CERAMIC WALL TILE LEGEND

- CWT-1** - 4" X 16" WHITE: MFR. OLYMPIA TILE, CDC SERIES: COLOR: ARCTIC WHITE BRIGHT), BRICK PATTERN.
LOCATION: AS INDICATED ON WALL FINISHES PLAN (DWG. A660).
- FIBER CEMENT BOARD PANEL WALL CLADDING**
- CBP-1** - MFR.: NICHHA; FAUX BRICK PANELS, VINTAGE BRICK SERIES: COLOR: 'WHITE WASH'.
LOCATION: AS INDICATED ON WALL FINISHES PLAN (DWG. A660).
- CBP-2** - MFR.: FINEX 1. MULTIPURPOSE FCP, STANDARD GREY, A. SOLID B. PERFORATED 2. WOOD SERIES, PERFORATED

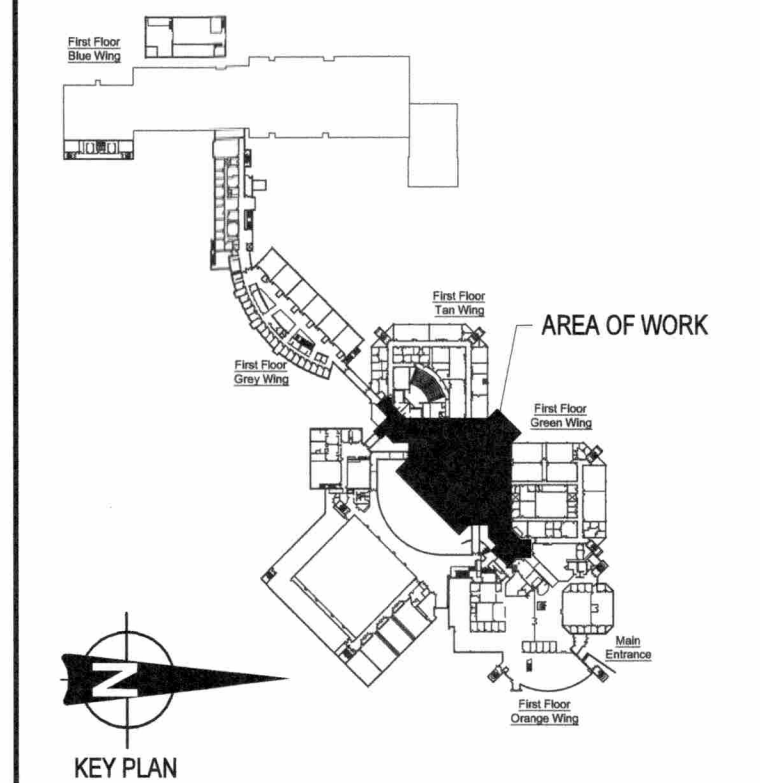
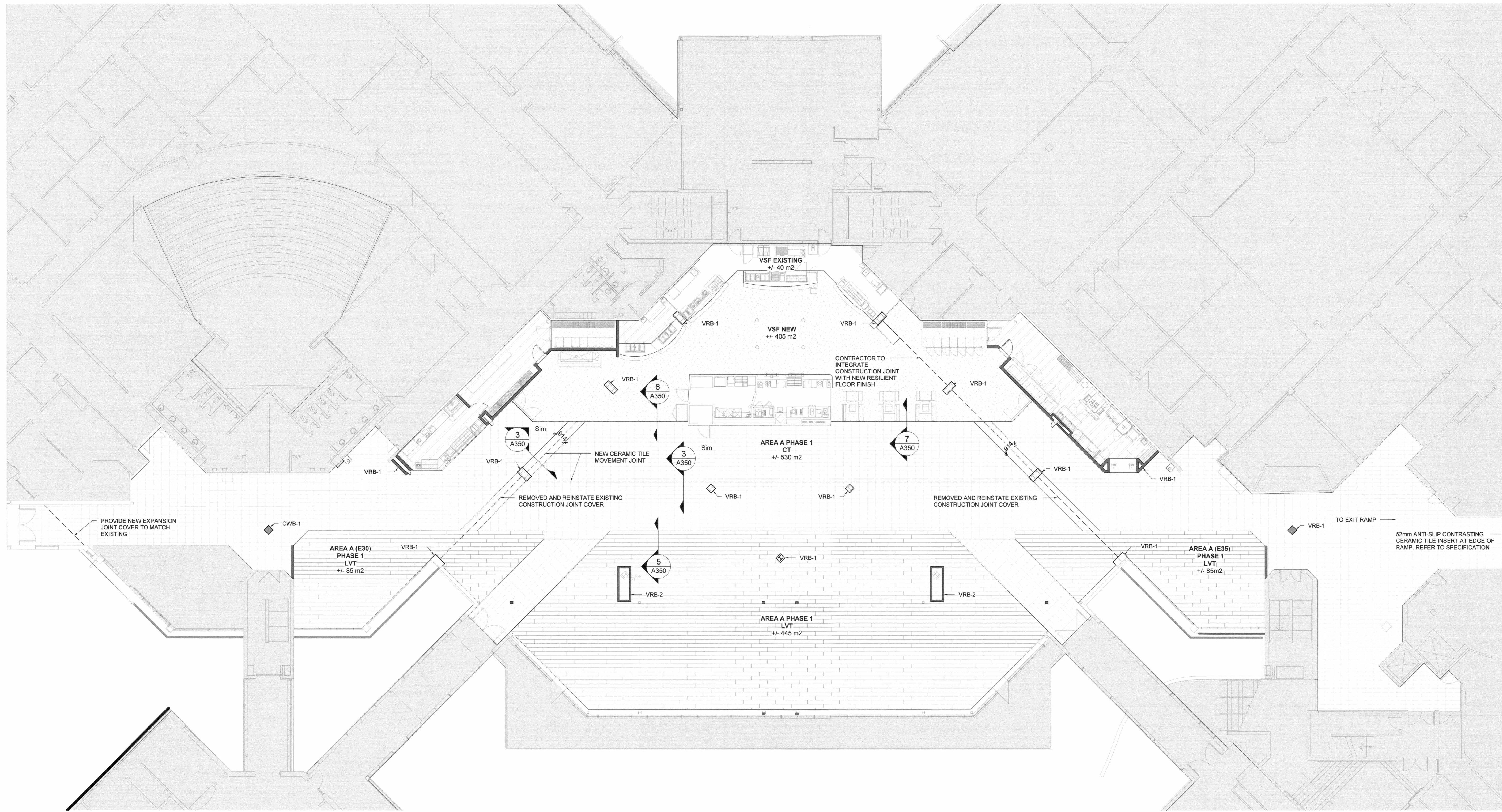
INTERIOR WALL COVERING

- WP-1** - MFR.: TBD; 'SPRING WHEAT MONTAGE' (SUPPLIED BY VENDOR PAPA JOHN'S, INSTALLED BY CONTRACTOR).
LOCATION: AS INDICATED ON WALL FINISHES PLAN (DWG. A660).
- STAINLESS STEEL BACKSPLASH**
SSB-1 - (REFER TO SPEC FOR DETAILS).
LOCATION: AS INDICATED ON WALL FINISHES PLAN (DWG. A660).

GENERAL NOTES:

- EXISTING AND NEW DOORS/DOOR FRAMES TO BE PAINTED
- EXISTING METAL HEATER CABINET COVERS IN DINING AND ADJACENT AREAS E-30 AND E-35 TO BE REMOVED AND PREPARED PRIOR TO RE-PAINTING. MATCH NEW PAINT COLOR TO PT-1.
- REFER TO SPECIFICATIONS FOR SHEEN LEVELS AND APPROVED PAINT COLORS.

1
A660
WALL FINISHES - DINING
SCALE: 1:150



**PRELIMINARY
NOT FOR
CONSTRUCTION**
EXTERNAL DESIGN REVIEW (30%)

NO.	ISSUE/REVISION	DD/MM/YY
5	ISSUED FOR TENDER	18/04/19
4	ISSUED FOR CLIENT REVIEW	16/04/19
1	ISSUED FOR CLIENT REVIEW	03/04/19

This drawing is copyright protected and may not be reproduced used for purposes other than execution of the described work the express written consent of J.L. Richards & Associates Limited
 VERIFY SHEET SIZE AND SCALES BAR TO THE RIGHT IS 25mm IF THIS IS A FULL SIZE DRAWING. SCALE: 1:1:150

CLIENT
St. Lawrence College

CONSULTANT
J.R. J.L. Richards
 ENGINEERS - ARCHITECTS - PLANNERS
 www.jrichards.ca

CONSULTANT
 PROFESSIONAL ASSOCIATION OF ARCHITECTS
 MARIN KOVACOV
 LICENCE 61682
 April 18, 2019

PROJECT
**ST LAWRENCE COLLEGE
CAFETERIA RENOVATION**
 100 Portsmouth Avenue, Kingston Ontario

DRAWING
FLOOR FINISHES

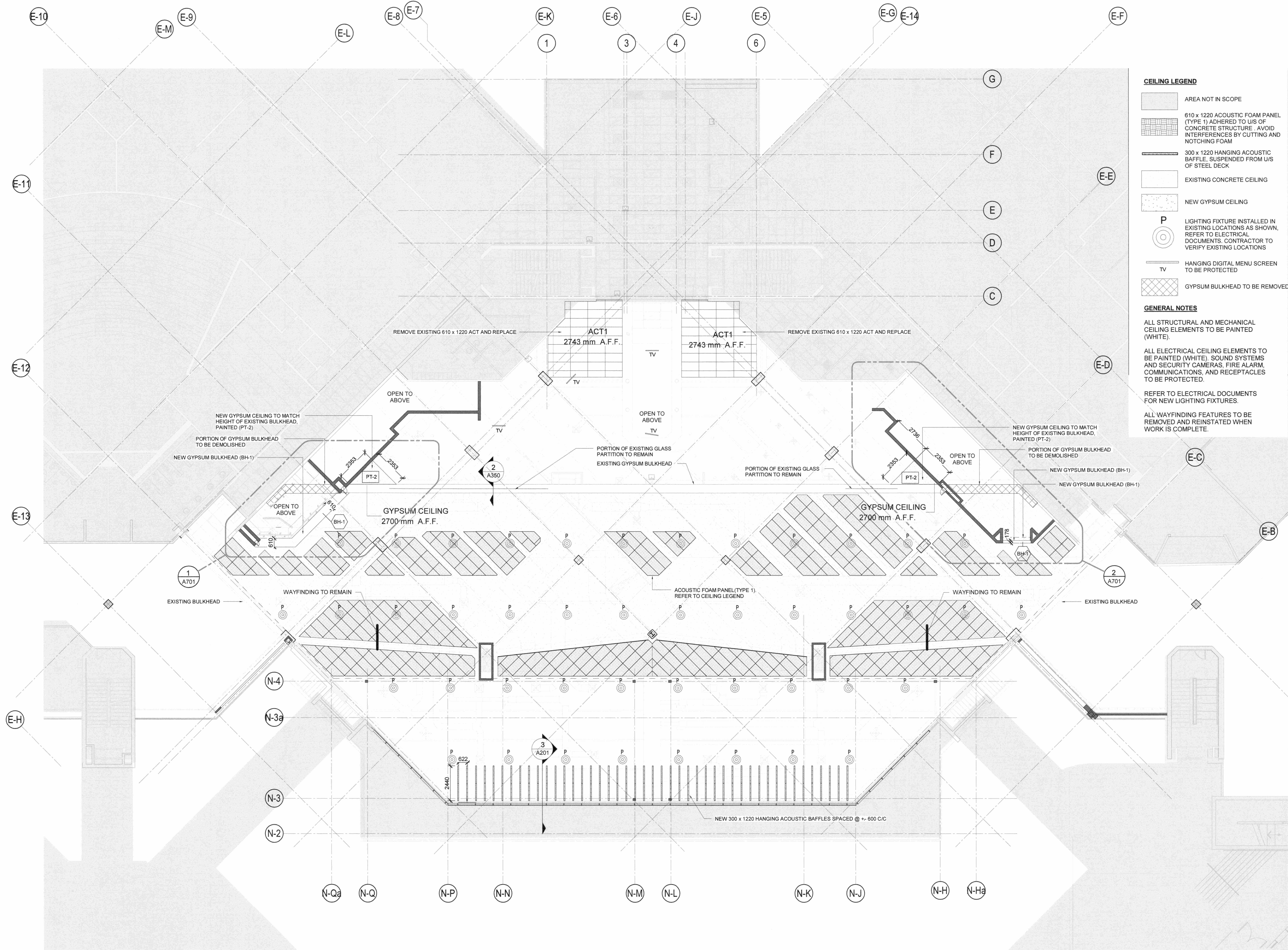
DESIGN	LM	DRAWING A670
DRAWN	DF	
CHECKED	MK	
JLR	28389	

- FLOOR FINISH LEGEND**
- LVT-1 RESILIENT LUXURY VINYL TILE (ACOUSTIC-WOOD LOOK PLANK)
 - SVF-2 RESILIENT SHEET VINYL FLOORING (WOOD LOOK)
 - CFT-1 12" X 24" CERAMIC FLOOR TILE (NATURAL SLATE STONE)
 - SVF1 RESILIENT VINYL SHEET FLOORING (SAFETY)
 - VRB-1 4" HIGH VINYL RUBBER BASE (CHARCOAL). IN CONJUNCTION WITH RESILIENT FLOORING.
 - VRB-2 6" HIGH VINYL RUBBER BASE (CHARCOAL). IN CONJUNCTION WITH FEATURE COLUMNS.

- GENERAL NOTES:**
- LOCATIONS: AS INDICATED ON FLOOR FINISHES PLAN (DWG. A670).
 - REFER TO SPECIFICATIONS FOR APPROVED FLOOR FINISH INFORMATION.
 - ENSURE NEW FLOOR FINISHES ARE FLUSH AND LEVEL.

1
A670
FLOOR FINISH PLAN
SCALE: 1:1:150

File Location: C:\Users\jrichards\Desktop\28389-000.0 S.L.C. - Cafeteria Renovations - LOCAL FILE (Recovered).rvt



CEILING LEGEND

- AREA NOT IN SCOPE
- 610 x 1220 ACOUSTIC FOAM PANEL (TYPE 1) ADHERED TO U/S OF CONCRETE STRUCTURE. AVOID INTERFERENCES BY CUTTING AND NOTCHING FOAM
- 300 x 1220 HANGING ACOUSTIC BAFFLE, SUSPENDED FROM U/S OF STEEL DECK
- EXISTING CONCRETE CEILING
- NEW GYPSUM CEILING
- LIGHTING FIXTURE INSTALLED IN EXISTING LOCATIONS AS SHOWN, REFER TO ELECTRICAL DOCUMENTS. CONTRACTOR TO VERIFY EXISTING LOCATIONS
- HANGING DIGITAL MENU SCREEN TO BE PROTECTED
- GYPSUM BULKHEAD TO BE REMOVED

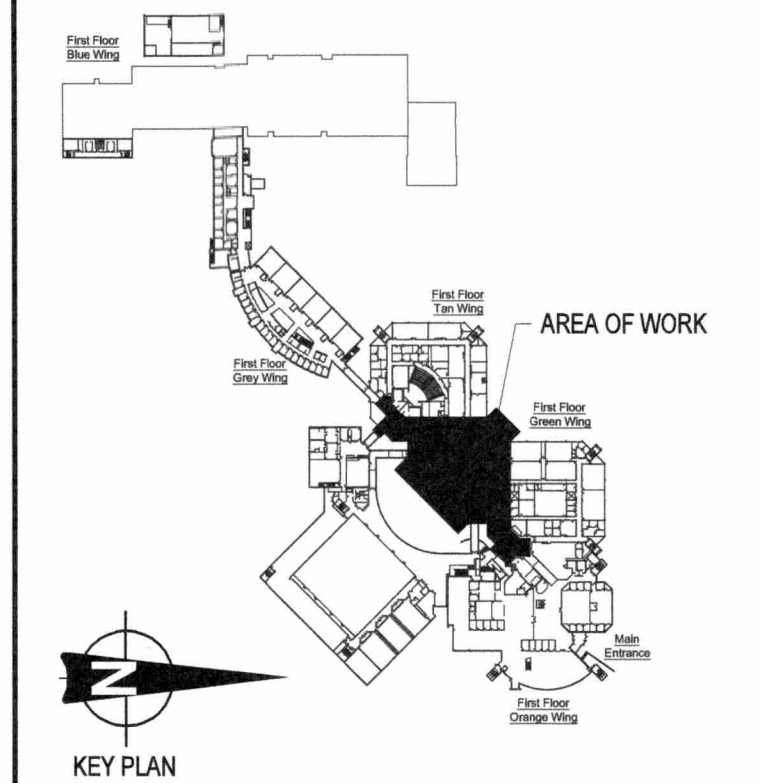
GENERAL NOTES

ALL STRUCTURAL AND MECHANICAL CEILING ELEMENTS TO BE PAINTED (WHITE).

ALL ELECTRICAL CEILING ELEMENTS TO BE PAINTED (WHITE). SOUND SYSTEMS AND SECURITY CAMERAS, FIRE ALARM, COMMUNICATIONS, AND RECEPTACLES TO BE PROTECTED.

REFER TO ELECTRICAL DOCUMENTS FOR NEW LIGHTING FIXTURES.

ALL WAYFINDING FEATURES TO BE REMOVED AND REINSTATED WHEN WORK IS COMPLETE.



**PRELIMINARY
NOT FOR
CONSTRUCTION**
EXTERNAL DESIGN REVIEW (30%)

NO.	ISSUE/REVISION	DD/MM/YY
5	ISSUED FOR TENDER	18/04/19
4	ISSUED FOR CLIENT REVIEW	16/04/19
1	ISSUED FOR CLIENT REVIEW	03/04/19

This drawing is copyright protected and may not be reproduced used for purposes other than execution of the described work, the express written consent of J.L. Richards & Associates Limited

VERIFY SHEET SIZE AND SCALES. BAR TO THE RIGHT IS 25mm IF THIS IS A FULL SIZE DRAWING.

SCALE

CLIENT

St. Lawrence College

CONSULTANT

J.L. Richards
ENGINEERS - ARCHITECTS - PLANNERS
www.jrichards.ca

CONSULTANT

PROFESSIONAL ASSOCIATION OF ARCHITECTS
OF ONTARIO

J.L. RICHARDS
LICENCE 8682
2018/18/18/19

PROJECT

**ST LAWRENCE COLLEGE
CAFETERIA RENOVATION**
100 Portsmouth Avenue, Kingston Ontario

DRAWING

**REFLECTED CEILING
PLAN**

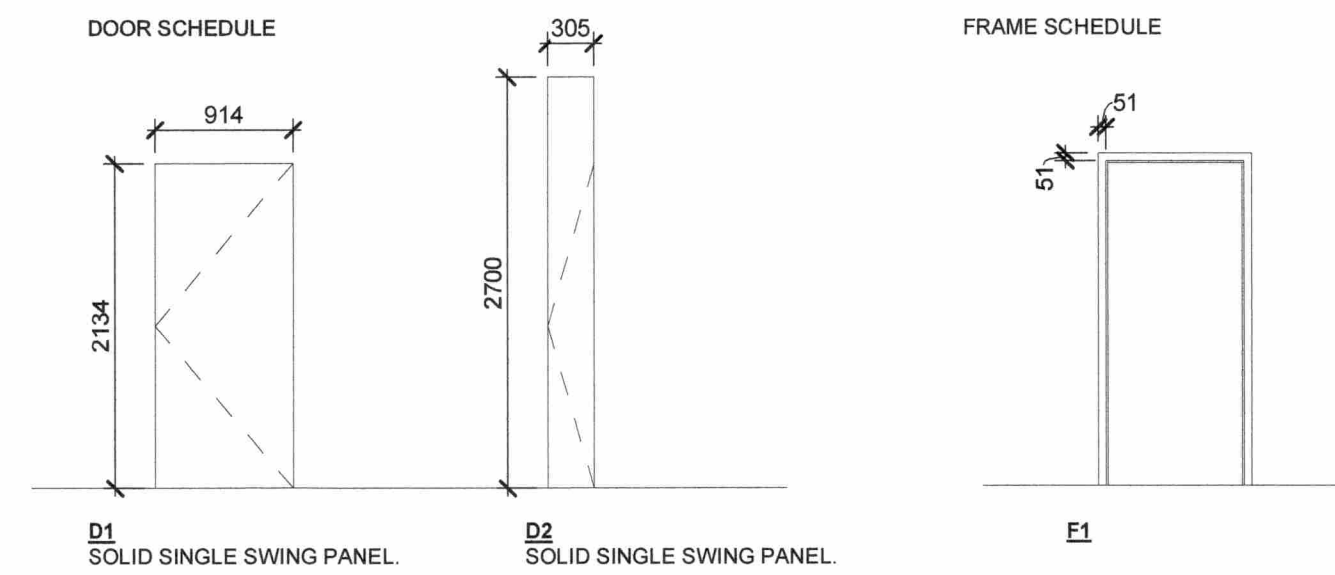
**GROUND FLOOR
REFLECTED CEILING PLAN**
SCALE: 1: 125

DESIGN	LM	DRAWING	
DRAWN	DF		
CHECKED	MK		
JLR	28389		A700

PLOT 20190418 18:38:21 PM

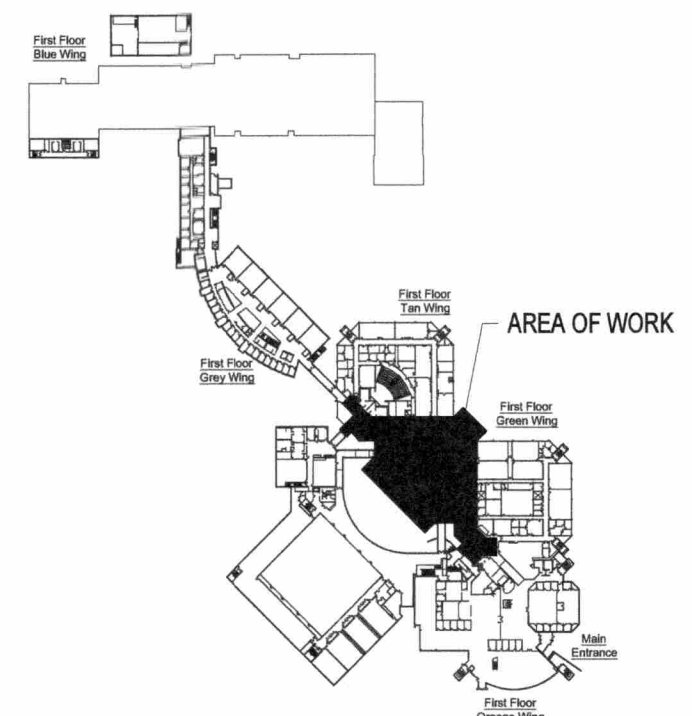
DOOR & FRAME SCHEDULE												
DOOR NUMBER	FROM ROOM NAME	TO ROOM NAME	DOORS				FRAME			SECURITY REQUIRED	FIRE RATED	REMARKS
			TYPE	MATERIAL	FINISH	CLEAR DIMENSION	TYPE	MATERIAL	FINISH			
D101	DRY STORAGE	PITA PIT	D1	WD	PT	915 x 2134	F1	HM	PT	YES	NO	MORTISE LOCK REQUIRED
D102	SERVERY 113	DRY STORAGE	D1	WD	PT	915 x 2134	F1	HM	PT	YES	NO	MORTISE LOCK REQUIRED
D103	SERVERY 113	GENERAL STORAGE/ PAPA JOHN'S	D1	WD	PT	915 x 2134	F1	HM	PT	YES	NO	MORTISE LOCK REQUIRED
D105	DINING	CABINET FOR SLIDING SECURITY GATE	D2	WD	PT	330 x 2700	-	-	-	YES	NO	MORTISE LOCK REQUIRED
D106	DINING	CABINET FOR SLIDING SECURITY GATE	D2	WD	PT	330 x 2700	-	-	-	YES	NO	MORTISE LOCK REQUIRED, 180 DEGREE HINGE
D107	DINING	CABINET FOR SLIDING SECURITY GATE	D2	WD	PT	200 x 2700	-	-	-	YES	NO	MORTISE LOCK REQUIRED

PT PAINT
HM HOLLOW METAL
WD WOOD



ROOM FINISH SCHEDULE															
Name	Area	FLOOR		WALLS								CEILING		REMARKS	
		FINISH	BASE	NORTH		EAST		SOUTH		WEST		MATERIAL	FINISH		HEIGHT
DRY STORAGE	25 m²	VSF	RB	EX, GWB	PT	GWB	PT	GWB	PT	-	PT	-	-	-	
PITA PIT	19 m²	VSF	RB	GWB	PT	GWB	PT	GWB	PT	-	PT	-	-	-	
PASTA YOUR WAY	7 m²	VSF	RB	-	PT	-	-	-	-	GWB	PT	-	-	-	
CHEF'S TABLE	7 m²	VSF	RB	-	PT	-	-	-	-	-	-	-	-	-	
WOK YOUR WAY	12 m²	EX	RB	-	PT	-	-	-	-	-	-	ACT	ACT	EX	
FORMERLY PITA PIT	12 m²	EX	RB	-	PT	-	-	-	-	-	-	ACT	ACT	EX	
PAPA JOHN'S	56 m²	VSF	RB	-	PT	GWB	PT	EX, GWB	PT	GWB, EX	PT	-	-	-	
SERVERY 113	257 m²	VSF	RB	-	PT	-	-	-	-	-	PT	-	-	-	
SEATING AREA E30	88 m²	LVT	RB	-	-	-	PT	-	PT	GWB	PT	-	-	-	
SEATING AREA E35	87 m²	LVT	RB	-	-	GWB, EX, WD	PT	-	PT	-	-	-	-	-	
GRILL	19 m²	EX	RB	-	PT	-	-	-	-	-	-	-	-	-	
DINING AREA 114	443 m²	LVT	RB	-	-	-	PT	-	PT	-	PT	-	-	-	
NORTH CORRIDOR	179 m²	CT	RB	-	-	-	-	-	-	-	-	-	-	-	
SOUTH CORRIDOR	102 m²	CT	RB	-	-	-	-	-	-	-	-	-	-	-	
CENTRAL CORRIDOR	397 m²	CT	RB	-	-	-	-	-	-	-	-	-	-	-	

ACT ACOUSTIC CEILING TILE
EX EXISTING
GWB GYPSUM WALL BOARD
LVT LUXURY VINYL TILE
PT PAINT
RB VINYL RUBBER BASE
VSF VINYL SHEET FLOORING
WD WOOD FEATURE WALL PANEL



KEY PLAN

**PRELIMINARY
NOT FOR
CONSTRUCTION**
EXTERNAL DESIGN REVIEW (30%)

NO.	ISSUE/REVISION	DD/MM/YY
5	ISSUED FOR TENDER	18/04/19
4	ISSUED FOR CLIENT REVIEW	16/04/19
1	ISSUED FOR CLIENT REVIEW	03/04/19

This drawing is copyright protected and may not be reproduced used for purposes other than execution of the described work without the express written consent of J.L. Richards & Associates Limited
VERIFY SHEET SIZE AND SCALES BAR TO THE RIGHT IS 25mm IF THIS IS A FULL SIZE DRAWING.

SCALE

CLIENT
St. Lawrence College

CONSULTANT
JLR J.L. Richards
ENGINEERS - ARCHITECTS - PLANNERS
www.jrichards.ca

CONSULTANT

PROFESSIONAL
ONTIARIO ASSOCIATION
OF ARCHITECTS
Licence
8582
April 18, 2019

PROJECT

PROJECT
**ST LAWRENCE COLLEGE
CAFETERIA RENOVATION**
100 Portsmouth Avenue, Kingston Ontario

DRAWING
SCHEDULES

DESIGN	LM	DRAWING A900
DRAWN	DF	
CHECKED	MK	
JLR	28389	

