

### NOTES AND LEGEND

ELEVATIONS ARE REFERRED TO GEODETIC DATUM.

|  |         |  |
|--|---------|--|
|  | DENOTES | PROPERTY LINES   |
|  | DENOTES | LIGHT STANDARD   |
|  | DENOTES | HYDRO POLE   |
|  | DENOTES | FIRE HYDRANT   |
|  | DENOTES | UTILITY POLE CONCRETE  |
|  | DENOTES | MAINTENANCE HOLE, SANITARY   |
|  | DENOTES | PEDESTRIAN BUILDING ENTRY/EXIT   |
|  | DENOTES | OVERHEAD GARAGE DOOR   |
|  | DENOTES | DEPRESSED CURB W/ TACTILE INDICATOR  |
|  | DENOTES | HEAVY DUTY ASPHALT SURFACING   |
|  | DENOTES | FULLY LANDSCAPED CURBSIDE RAIN GARDEN C/W DEPRESSED CURB FOR OVERFLOW TO ASPHALT SURFACING |
|  | DENOTES | BICYCLE PARKING SPACE (2 (TWO))  |

**NOTE:**

- OWNER TO PROVIDE SNOW REMOVAL CONTRACT TO THE CITY OF OTTAWA
- PROVIDE LOCATES FOR UNDERGROUND FEEDS AND PROVIDE VISIBLE WARNING SIGNAGE

**GENERAL NOTES**

- DO NOT SCALE DRAWINGS. FIGURED DIMENSIONS ONLY TO BE USED.
- IT IS THE RESPONSIBILITY OF THE CONTRACTOR TO CHECK AND VERIFY ALL DIMENSIONS ON SITE AND REPORT ANY DISCREPANCIES TO THE ARCHITECT.
- ALL WORK DESCRIBED UNDER THIS CONTRACT TO COMPLY WITH THE MOST CURRENT EDITION OF THE ONTARIO BUILDING CODE, AND/OR NATIONAL BUILDING CODE, AND OTHER CODES AND BY-LAWS IN EFFECT.

| No | DATE      | REVISION                  |
|----|-----------|---------------------------|
| 10 | FEB 13-20 | FOR CONSTRUCTION          |
| 09 | OCT 31-19 | FOR TENDER                |
| 08 | JUN 28-19 | PERMIT APPLICATION        |
| 07 | APR 12-19 | FOR PRE-PERMIT REVIEW     |
| 06 | MAR 13-17 | FOR REVISED SITE PLAN     |
| 05 | JAN 11-17 | FOR REVISE SITE PLAN      |
| 04 | SEP 29-16 | FOR REVISE SITE PLAN      |
| 03 | AUG 15-16 | FOR SITE PLAN APPLICATION |
| 02 | MAY-13-16 | FOR SITE PLAN APPLICATION |
| 02 | DEC 11-15 | FOR NRB PRICING           |
| 01 | DEC 02-15 | FOR SUBCONSULTANTS        |
| 00 | NOV 25-15 | FOR CLIENT REVIEW         |



**CLIENT:**  
 ENTERPRISE RENT-A-CAR  
 RYAN FIRLOTTE  
 T: 613-274-6934  
 F: 1-800-495-2412

**CONSULTANTS:**  
 HOLZMAN CONSULTANTS INC.  
 (LAND DEVELOPMENT CONSULTANTS)  
 1076 CASTEL HILL CRES  
 OTTAWA, ONTARIO  
 K2C 2A8  
 T: 613-226-1386

MMM GROUP LTD  
 (CIVIL ENGINEERING)  
 1145 HUNT CLUB ROAD, SUITE 300  
 OTTAWA, ONTARIO  
 K1V 0Y3  
 T: 613-736-7200  
 F: 613-736-8710

VRIEND ENGINEER  
 (STRUCTURAL ENGINEERING)  
 2086 STAGECOACH ROAD  
 OTTAWA, ONTARIO  
 K4P 1M1  
 T: 613-521-9002  
 002

ANTARES ENGINEERING  
 (M&E ENGINEERING)  
 1-159 COLONNADE ROAD  
 NEPEAN, ONTARIO  
 K2E 7J4  
 T: 613-723-6034

**PROJECT TITLE:**  
 225 HUNTMAR DRIVE  
 HUNTMAR/PALLADIUM DR. ENTERPRISE

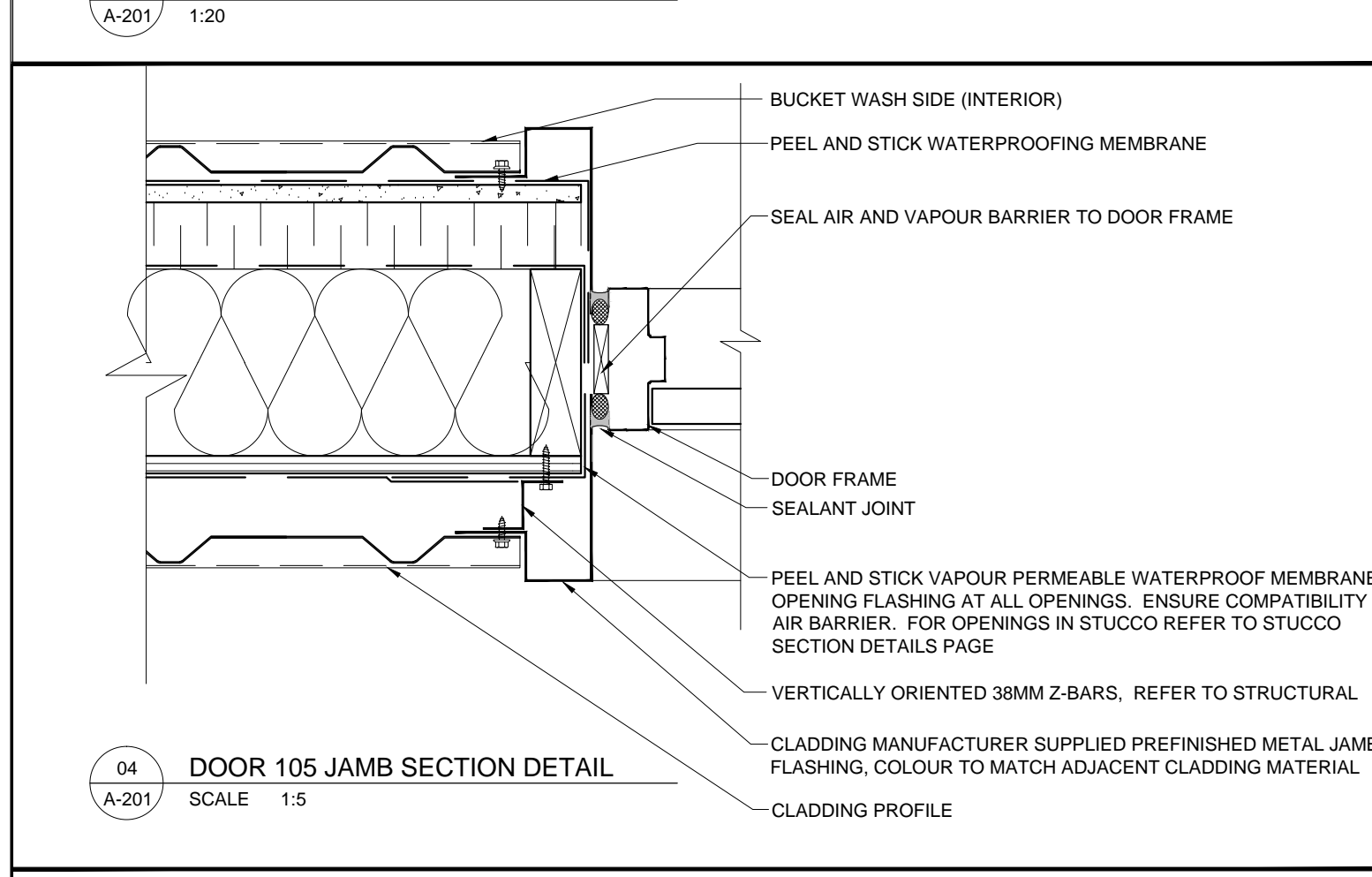
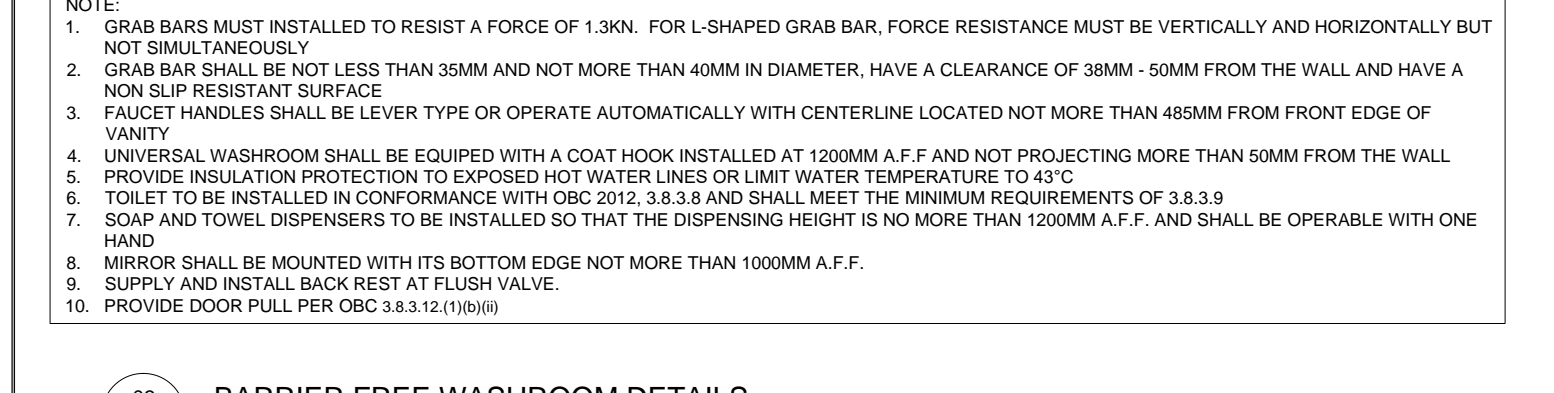
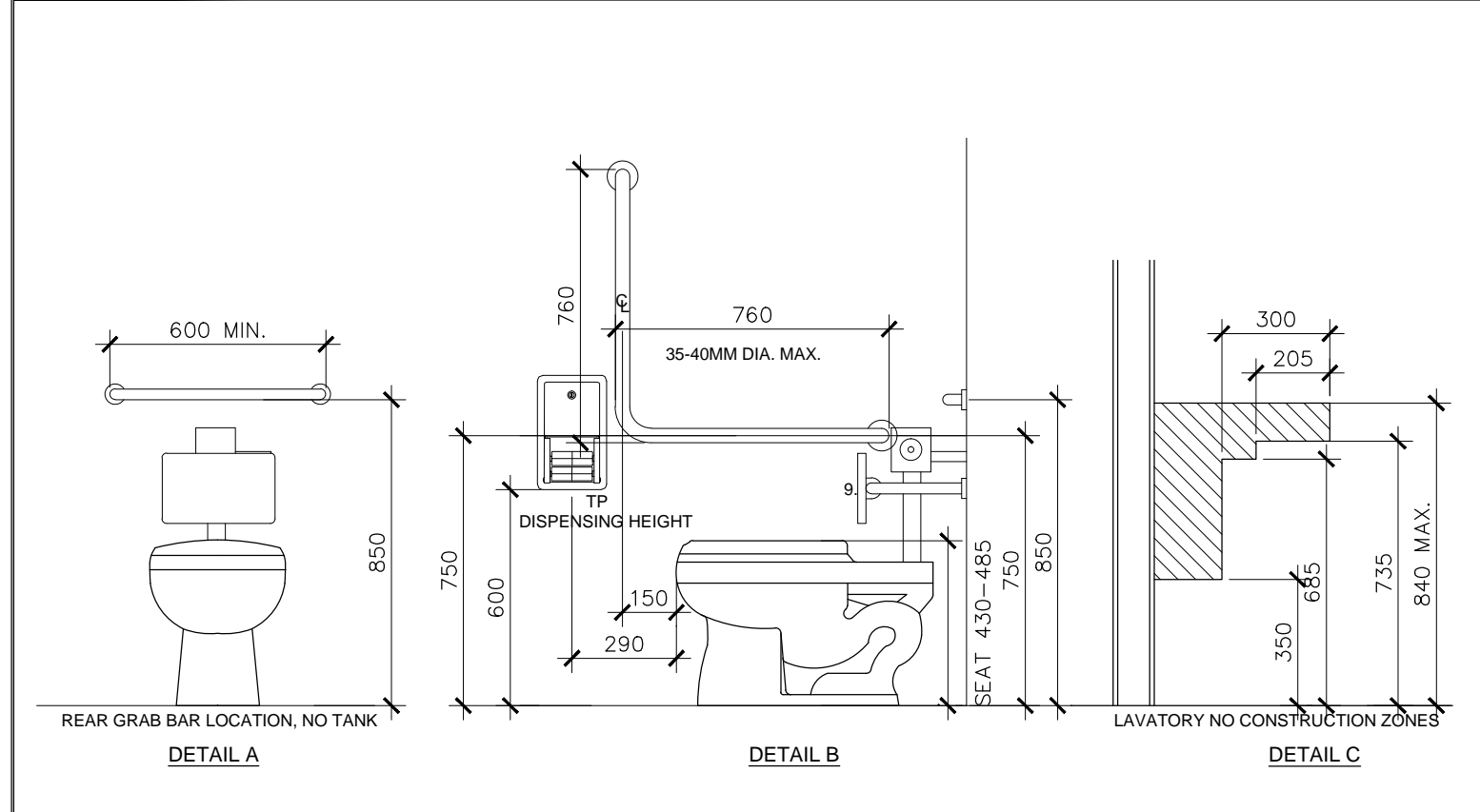
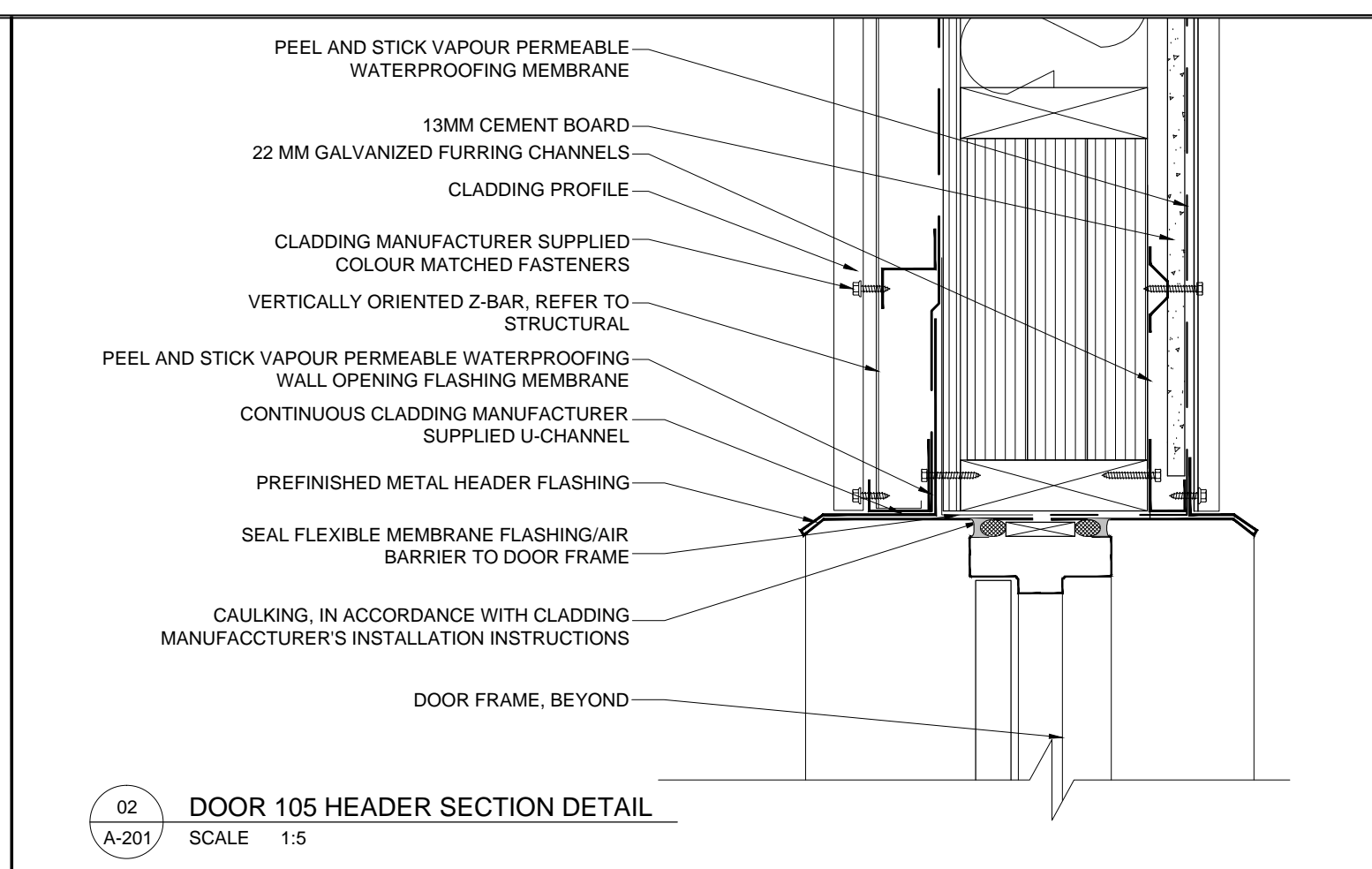
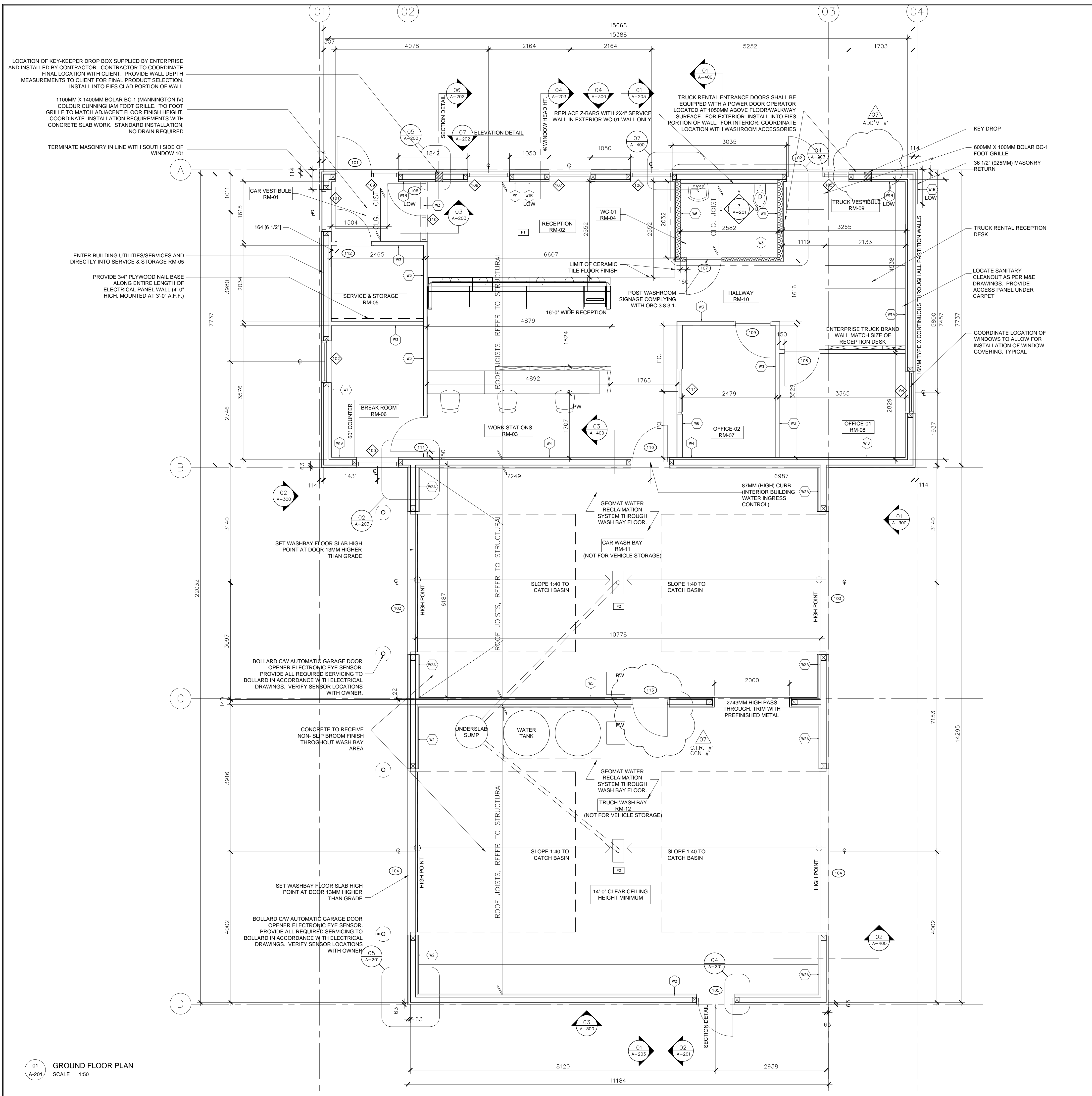
**DRAWING TITLE:**  
 PROPOSED SITE PLAN

|                |                   |              |               |             |
|----------------|-------------------|--------------|---------------|-------------|
| SCALE AS NOTED | CHECKED BY 15-010 | DRAWN BY JcF | JOB No. A-100 | DRAWING No. |
|----------------|-------------------|--------------|---------------|-------------|

**TABLE 188E - GM22 SUBZONE PROVISIONS**

| ZONING MECHANISMS   | REQUIREMENTS  | II PROVIDED  |
|---|---|--|
| (b) Minimum lot width                                     | 30 m  | East (front): 86.776m  |
| (c) Minimum front yard and corner side yard setbacks      | 9 m, except in the case of a parking space, which may be located no closer than 6.0 m to any public street (By-law 2012-33) | North (corner side) property line: 25.158m<br>East (front): 67.751m  |
| (d) Minimum interior side yard setbacks                   | 2 m   | South (side) property line: 27.988m                                  |
| (e) Minimum rear yard setback                             | 7.5 m   | West (rear) property line: 16.377m                                   |
| (f) Minimum width of landscaped area                      | 3.0m abutting a street and 1.5m in all other cases  | North (corner side): 6.0m<br>South (side): 1.5m<br>West (rear): 1.5m |
| (i) minimum width of landscaped area around a parking lot | See Section 110 - Landscaping Provisions for Parking Lots   | See Section 110 - Landscaping Provisions for Parking Lots            |






**GENERAL NOTES**

- DO NOT SCALE DRAWINGS. FIGURED DIMENSIONS ONLY TO BE USED.
- IT IS THE RESPONSIBILITY OF THE CONTRACTOR TO CHECK AND VERIFY ALL DIMENSIONS ON SITE AND REPORT ANY DISCREPANCIES TO THE ARCHITECT.
- ALL WORK DESCRIBED UNDER THIS CONTRACT TO COMPLY WITH THE MOST CURRENT EDITION OF THE ONTARIO BUILDING CODE, AND/OR NATIONAL BUILDING CODE, AND OTHER CODES AND BY-LAWS IN EFFECT.

**ISSUE RECORD**

| No | DATE      | REVISION              |
|----|-----------|-----------------------|
| 07 | FEB 13-20 | FOR CONSTRUCTION      |
| 06 | OCT 31-19 | FOR TENDER            |
| 05 | JUN 28-19 | PERMIT APPLICATION    |
| 04 | JUN 12-19 | WATER SYSTEM          |
| 03 | APR 12-19 | FOR PRE-PERMIT REVIEW |
| 02 | DEC 11-15 | FOR NRB PRICING       |
| 01 | DEC 02-15 | FOR SUBCONSULTANTS    |
| 00 | SEP 28-15 | FOR REVIEW            |



**CLIENT:**

ENTERPRISE RENT-A-CAR  
RYAN FIRLOTTE  
T: 613-274-6934  
F: 1-800-495-2412

**CONSULTANTS:**

HOLZMAN CONSULTANTS INC.  
(LAND DEVELOPMENT CONSULTANTS)  
1076 CASTEL HILL CRES  
OTTAWA, ONTARIO  
K2C 2A8  
T: 613-226-1386

MMM GROUP LTD  
(CIVIL ENGINEERING)  
1145 HUNT CLUB ROAD, SUITE 300  
OTTAWA, ONTARIO  
K1V 0Y3  
T: 613-736-7200  
F: 613-736-8710

VRIEND ENGINEER  
(STRUCTURAL ENGINEERING)  
2086 STAGECOACH ROAD  
OTTAWA, ONTARIO  
K4P 1M1  
T: 613-521-9002

ANTARES ENGINEERING  
(M&E ENGINEERING)  
1-159 COLONNADE ROAD  
NEPEAN, ONTARIO  
K2E 7J4  
T: 613-723-6034

**PROJECT TITLE:**  
PALLADIUM DRIVE, OTTAWA, ONTARIO  
ENTERPRISE RENT-A-CAR

**DRAWING TITLE:**  
GROUND FLOOR PLAN  
DETAILS

| SCALE    | CHECKED BY | JOB No. | DRAWING No. |
|----------|------------|---------|-------------|
| AS NOTED | JcF        | 15-010  | A-201       |

**GENERAL NOTES**

- DO NOT SCALE DRAWINGS. FIGURED DIMENSIONS ONLY TO BE USED.
- IT IS THE RESPONSIBILITY OF THE CONTRACTOR TO CHECK AND VERIFY ALL DIMENSIONS ON SITE AND REPORT ANY DISCREPANCIES TO THE ARCHITECT.
- ALL WORK DESCRIBED UNDER THIS CONTRACT TO COMPLY WITH THE MOST CURRENT EDITION OF THE ONTARIO BUILDING CODE, AND/OR NATIONAL BUILDING CODE, AND OTHER CODES AND BY-LAWS IN EFFECT.

ISSUE RECORD

| No | DATE      | REVISION              |
|----|-----------|-----------------------|
| 04 | FEB 13-20 | FOR CONSTRUCTION      |
| 03 | OCT 31-19 | FOR TENDER            |
| 02 | JUN 28-19 | PERMIT APPLICATION    |
| 01 | APR 12-19 | FOR PRE-PERMIT REVIEW |
| 00 | DEC 11-15 | FOR NRB PRICING       |

ACTUAL NORTH PROJECT NORTH

**CLIENT:**  
ENTERPRISE RENT-A-CAR  
RYAN FIRLOTTE  
T: 613-274-6934  
F: 1-800-495-2412

**CONSULTANTS:**  
HOLZMAN CONSULTANTS INC.  
(LAND DEVELOPMENT CONSULTANTS)  
1076 CASTEL HILL CRES  
OTTAWA, ONTARIO  
K2C 2A8  
T: 613-226-1386

MMM GROUP LTD  
(CIVIL ENGINEERING)  
1145 HUNT CLUB ROAD, SUITE 300  
OTTAWA, ONTARIO  
K1V 0Y3  
T: 613-736-7200  
F: 613-736-8710

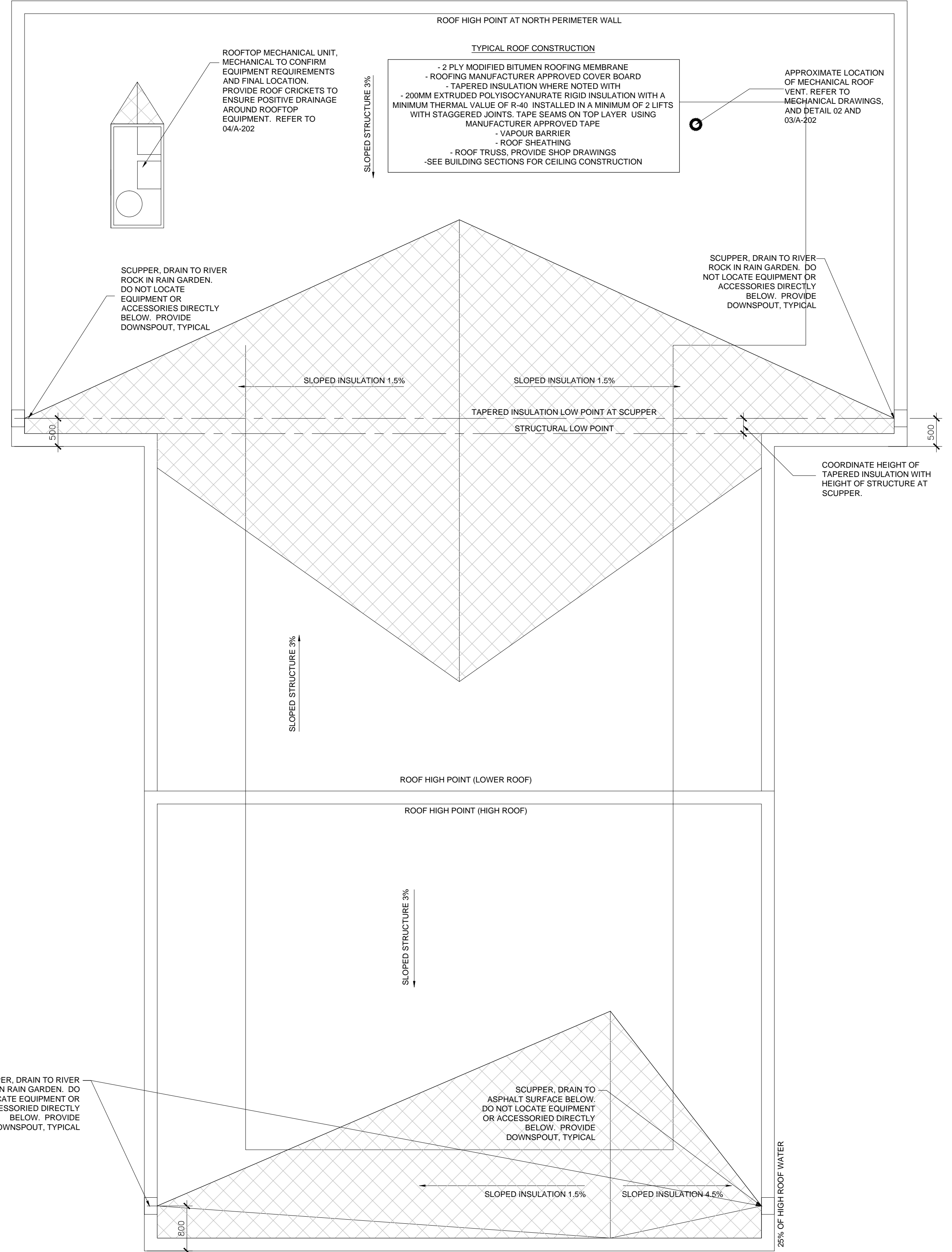
VRIEND ENGINEER  
(STRUCTURAL ENGINEERING)  
2086 STAGECOACH ROAD  
OTTAWA, ONTARIO  
K4P 1M1  
T: 613-521-9002

ANTARES ENGINEERING  
(M&E ENGINEERING)  
1-159 COLONNADE ROAD  
NEPEAN, ONTARIO  
K2E 7J4  
T: 613-723-6034

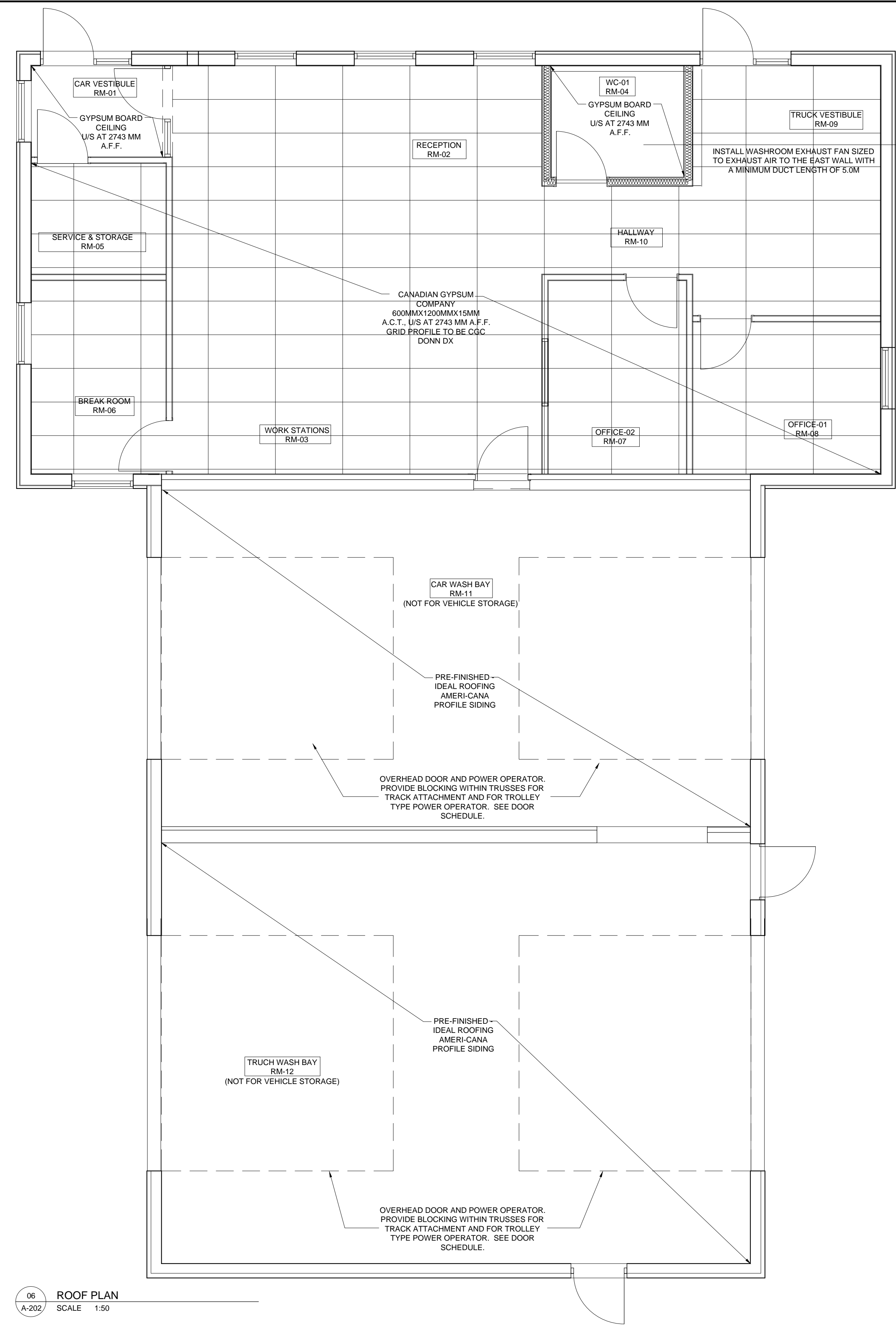
**PROJECT TITLE:**  
PALLADIUM DRIVE, OTTAWA, ONTARIO  
ENTERPRISE RENT-A-CAR

**DRAWING TITLE:**  
ROOF PLAN, REFLECTED CEILING PLAN AND DETAILS

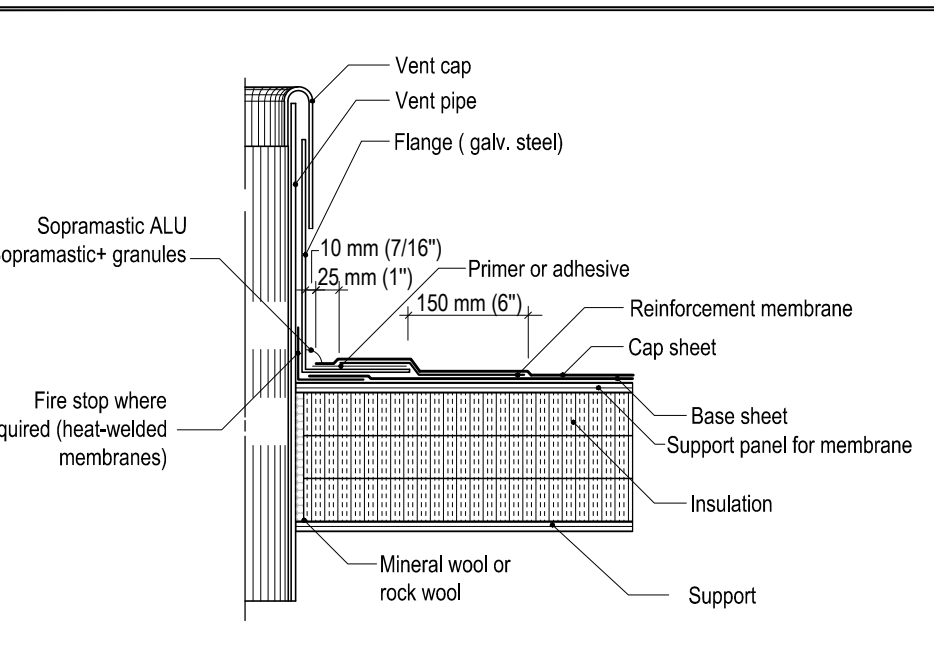
| SCALE    | CHECKED BY | JOB No. | DRAWING No. |
|----------|------------|---------|-------------|
| AS NOTED | JcF        | 15-010  | A-202       |



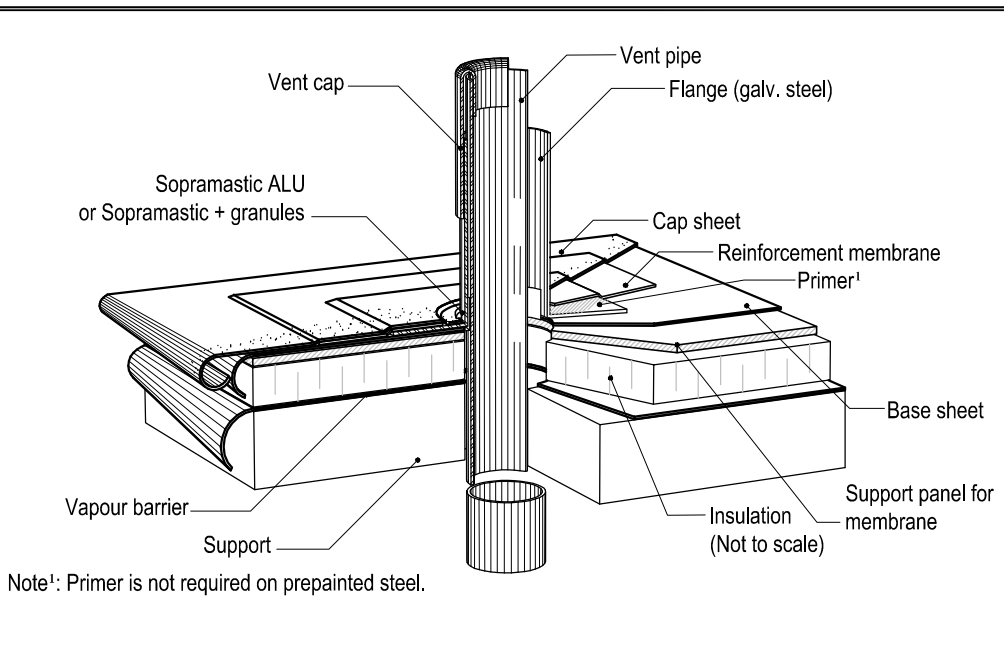
01 ROOF PLAN  
SCALE 1:50



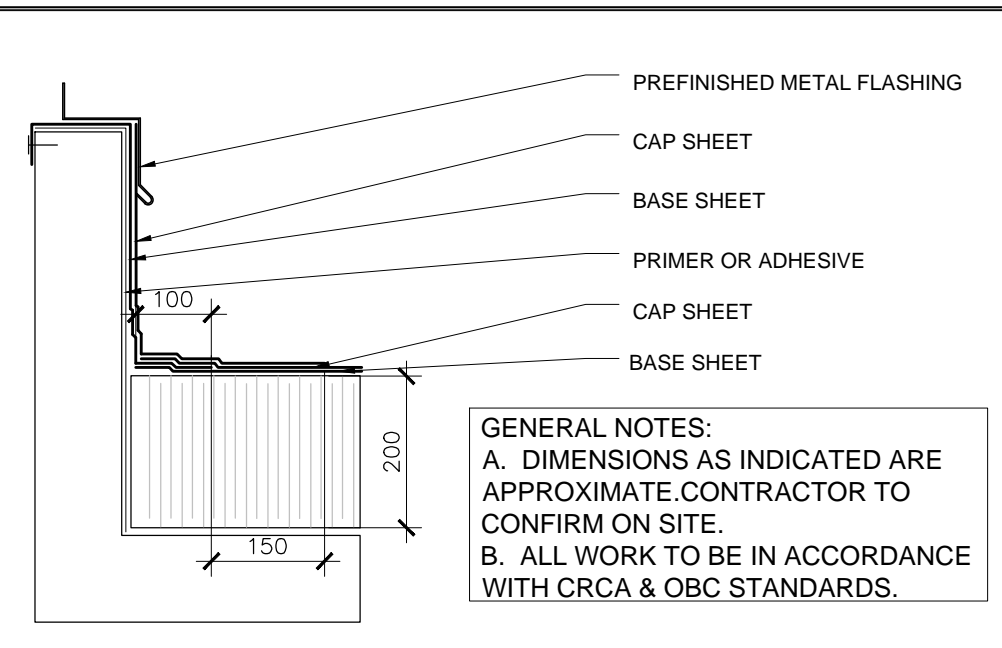
06 ROOF PLAN  
SCALE 1:50



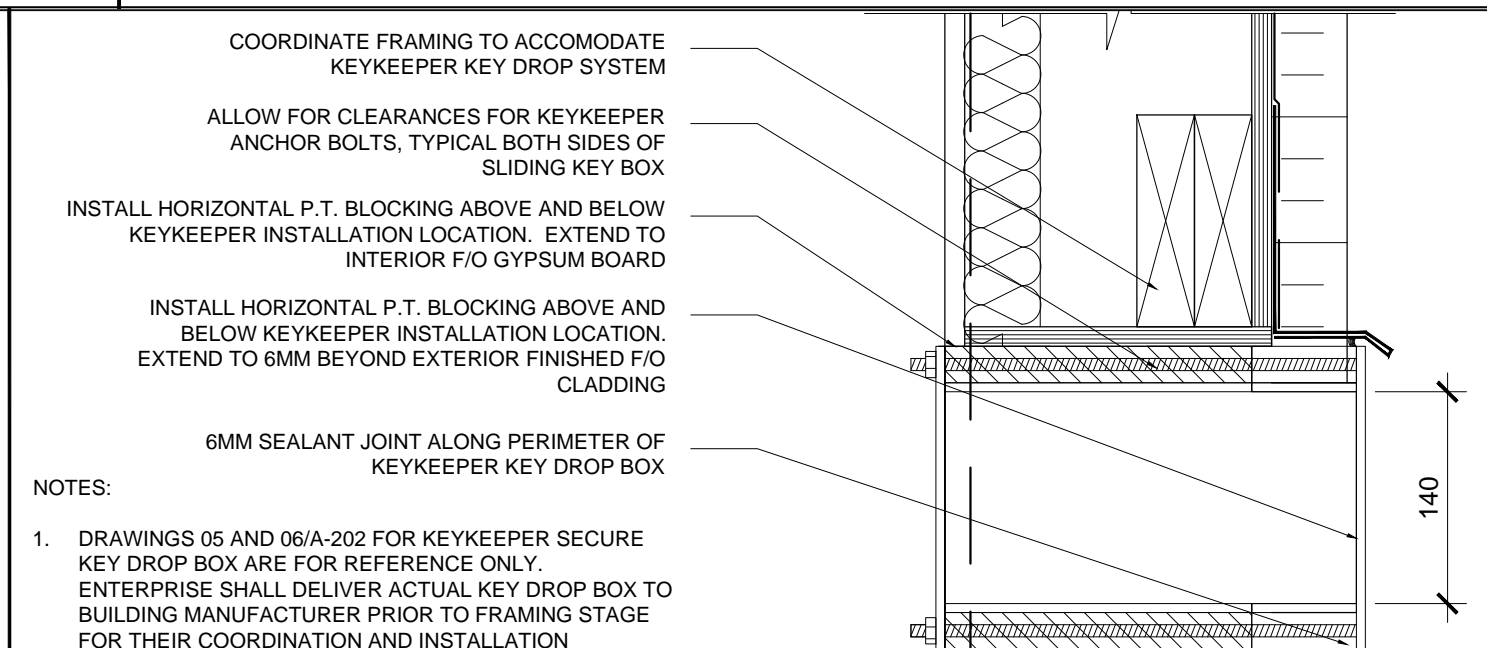
03 ROOFTOP EQUIPMENT OPENING DETAIL  
SCALE 1:20



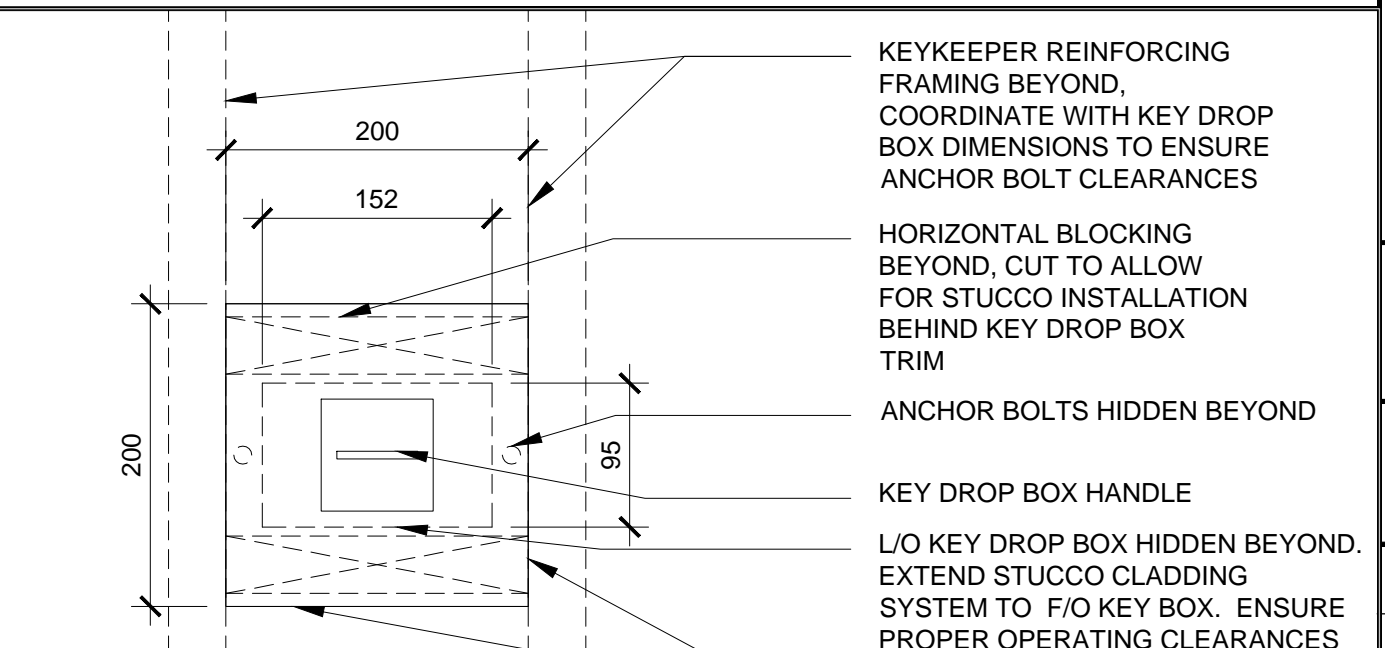
04 ROOFTOP SECTION DETAIL AT MECHANICAL PIPING  
SCALE NTS



05 ROOFTOP SECTION DETAIL AT MECHANICAL CURB  
SCALE 1:10



06 PLAN DETAIL AT KEY DROP BOX  
SCALE 1:10



07 KEY DROP BOX ELEVATION  
SCALE 1:10

**GENERAL NOTES**

- DO NOT SCALE DRAWINGS. FIGURED DIMENSIONS ONLY TO BE USED.
- IT IS THE RESPONSIBILITY OF THE CONTRACTOR TO CHECK AND VERIFY ALL DIMENSIONS ON SITE AND REPORT ANY DISCREPANCIES TO THE ARCHITECT.
- ALL WORK DESCRIBED UNDER THIS CONTRACT TO COMPLY WITH THE MOST CURRENT EDITION OF THE ONTARIO BUILDING CODE, AND/OR NATIONAL BUILDING CODE, AND OTHER CODES AND BY-LAWS IN EFFECT.

ISSUE RECORD

| No | DATE         | REVISION              |
|----|--------------|-----------------------|
| 04 | FEB. 13 - 20 | FOR CONSTRUCTION      |
| 03 | OCT 31-19    | FOR TENDER            |
| 02 | JUN 28-19    | PERMIT APPLICATION    |
| 01 | APR 12-19    | FOR PRE-PERMIT REVIEW |
| 00 | DEC 11-15    | FOR NRB PRICING       |



**CLIENT:**  
ENTERPRISE RENT-A-CAR  
RYAN FIRLOTTE  
T: 613-274-6934  
F: 1-800-495-2412

**CONSULTANTS:**  
HOLZMAN CONSULTANTS INC.  
(LAND DEVELOPMENT CONSULTANTS)  
1076 CASTEL HILL CRES  
OTTAWA, ONTARIO  
K2C 2A8  
T: 613-226-1386

MMM GROUP LTD  
(CIVIL ENGINEERING)  
1145 HUNT CLUB ROAD, SUITE 300  
OTTAWA, ONTARIO  
K1V 0Y3  
T: 613-736-7200  
F: 613-736-8710

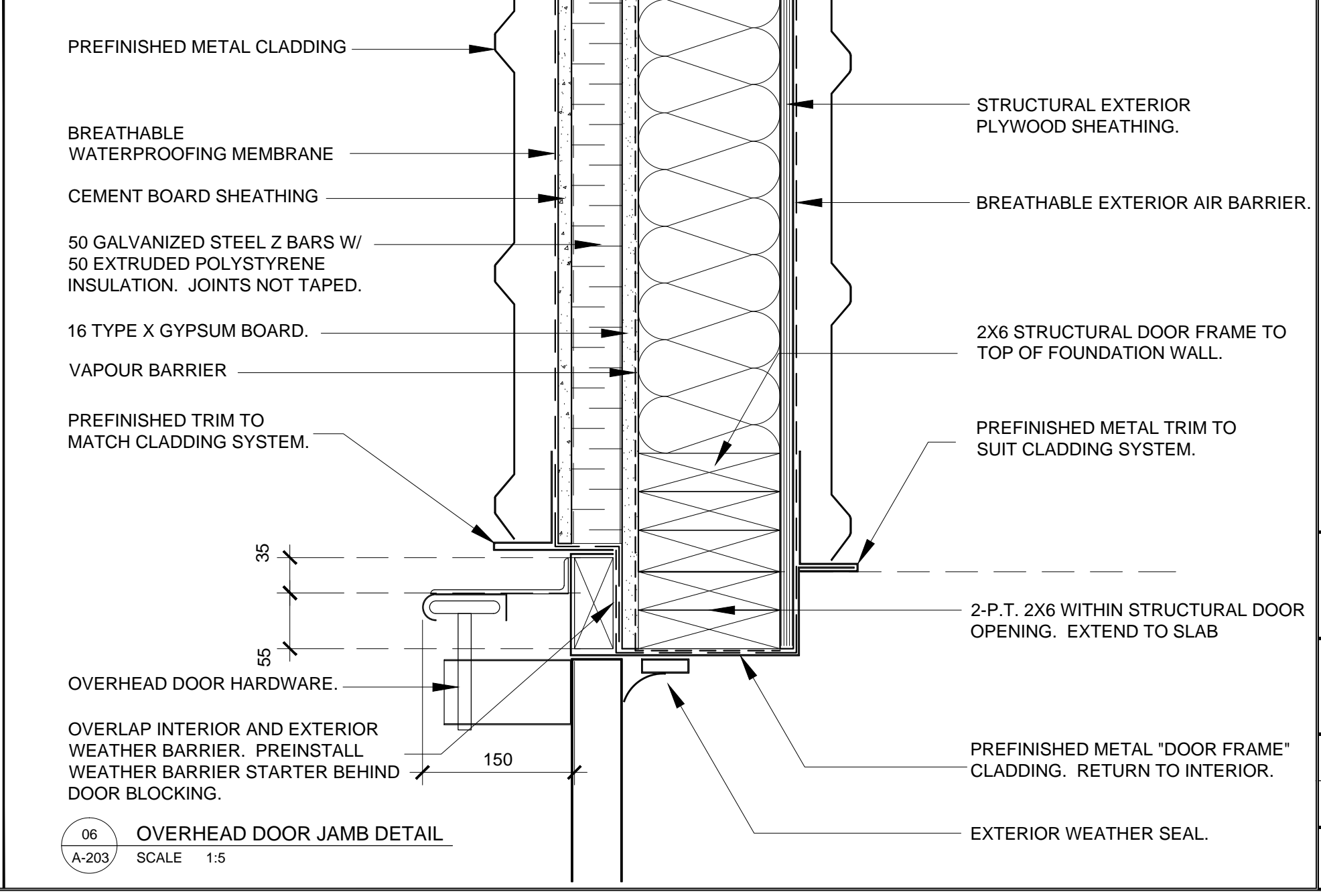
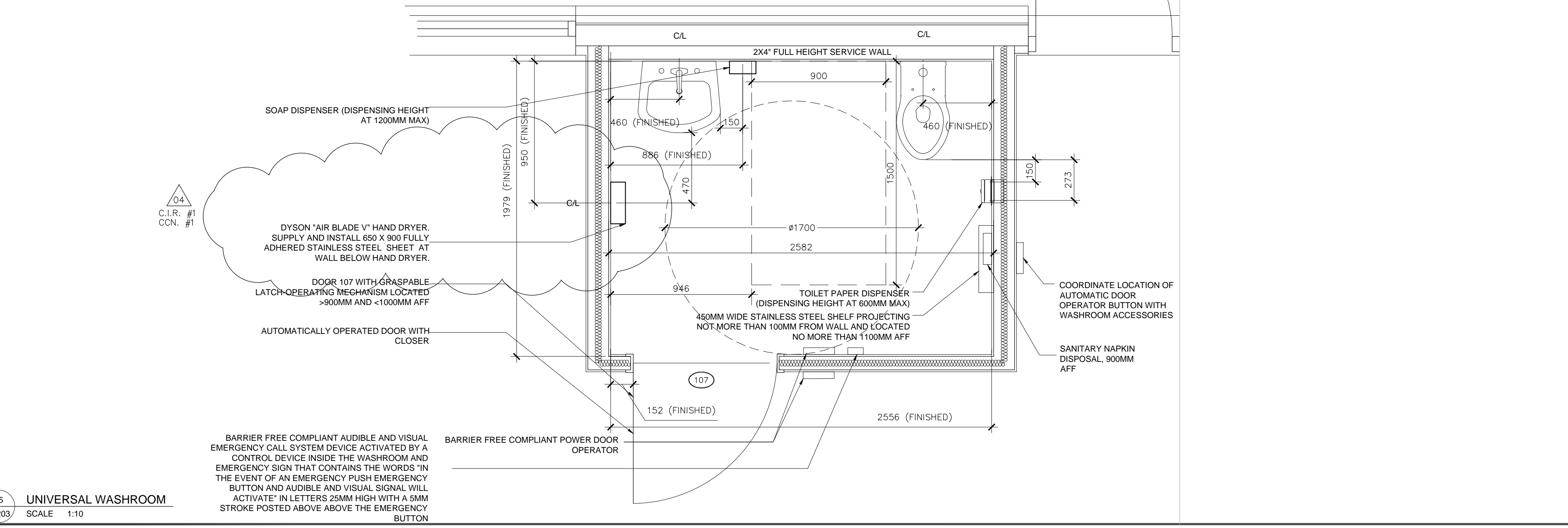
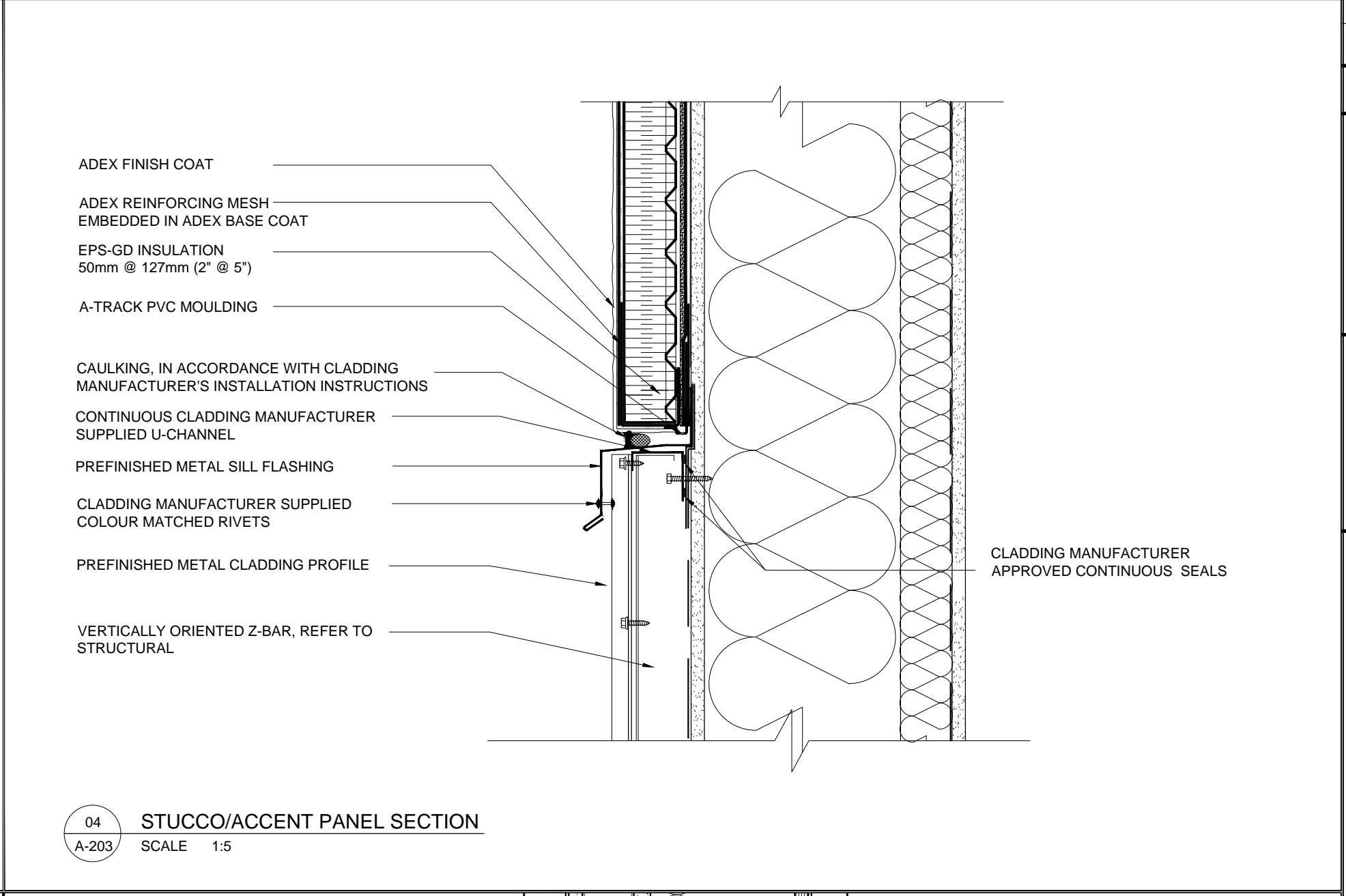
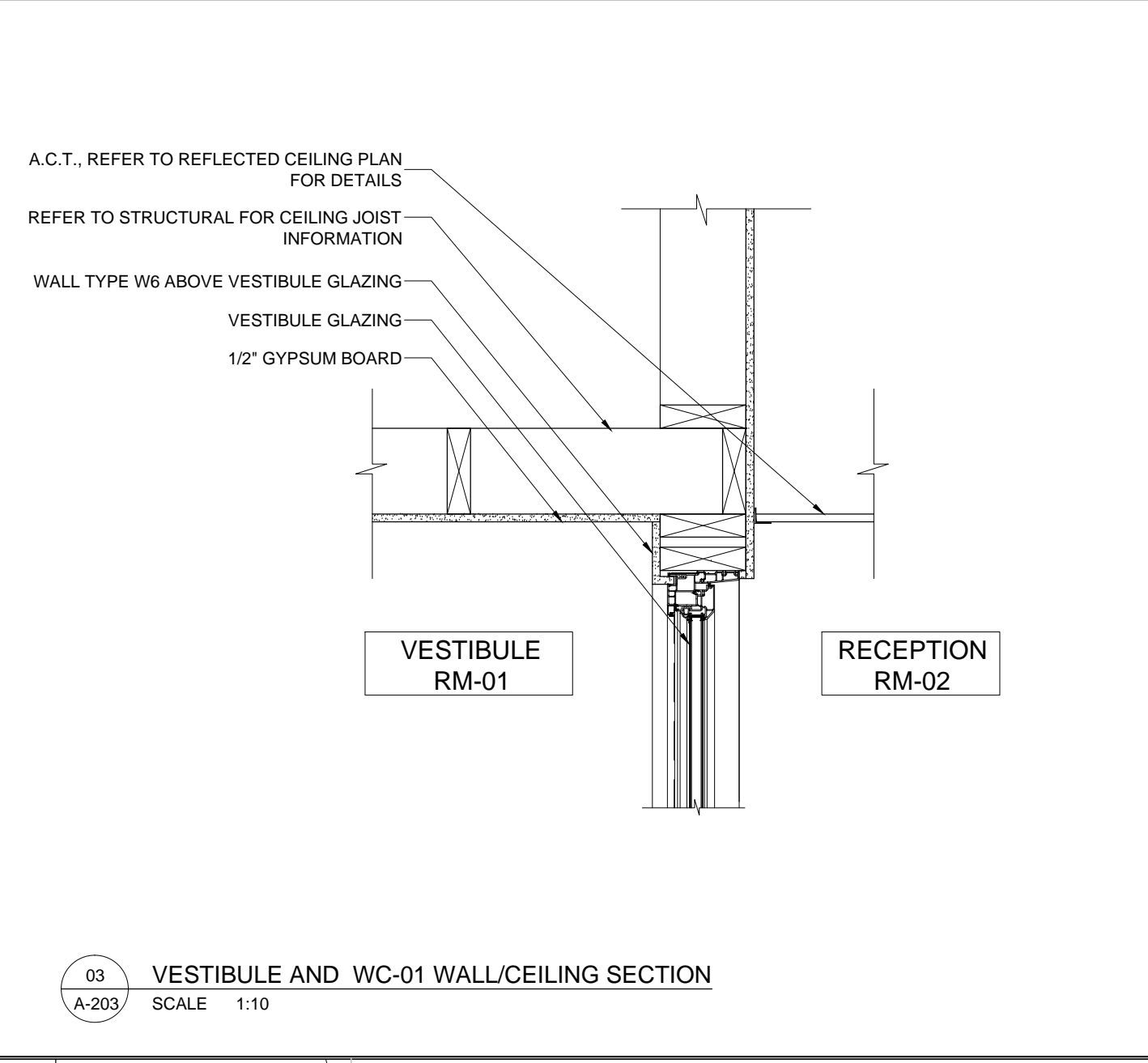
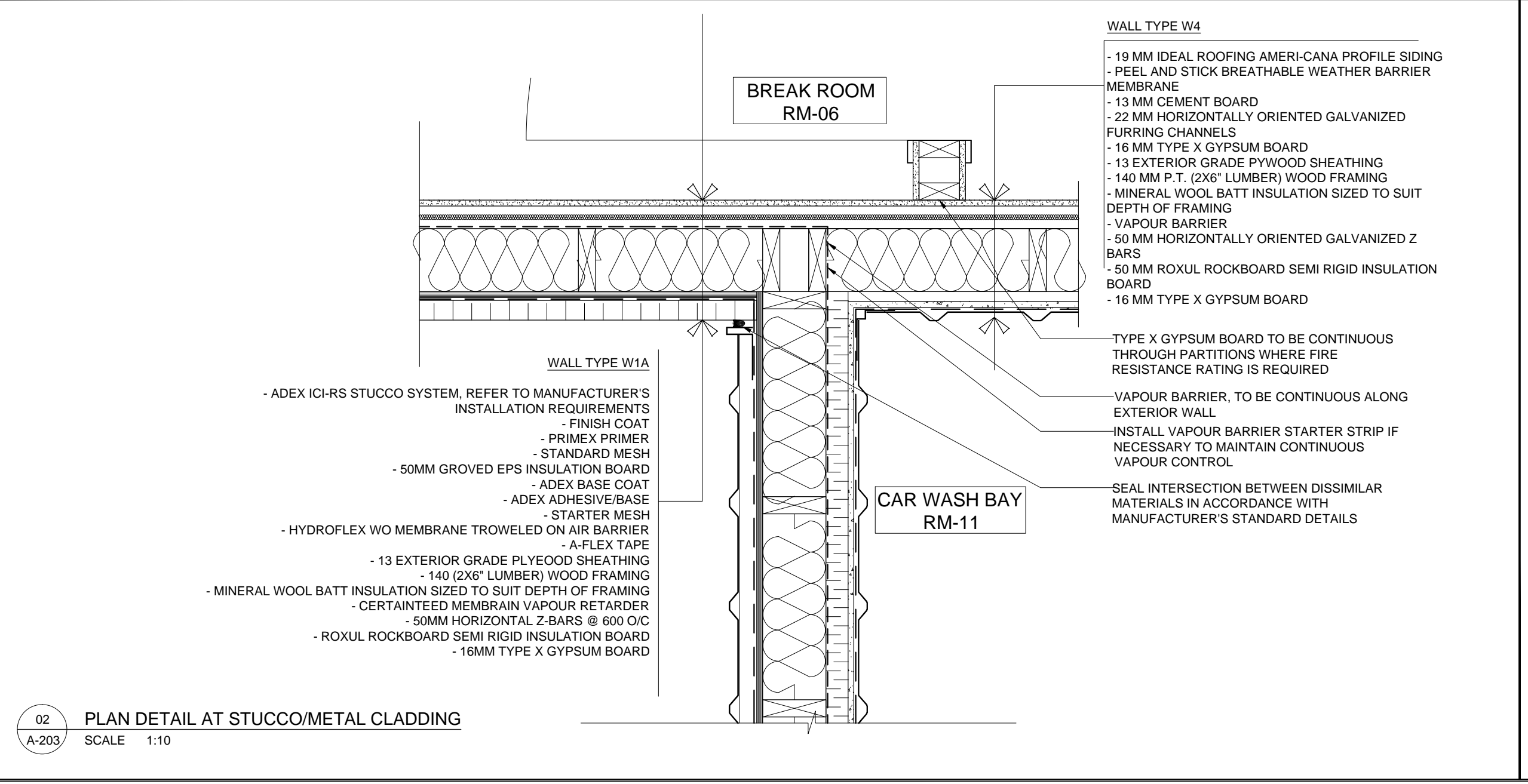
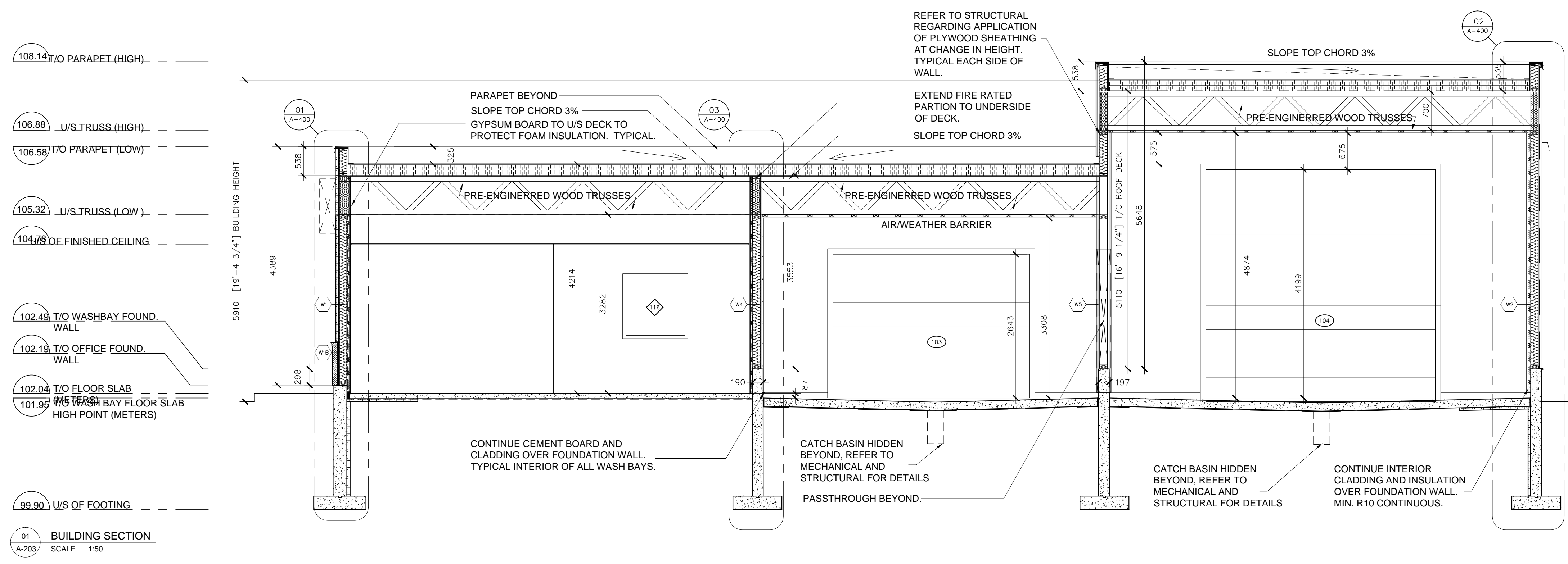
VRIEND ENGINEER  
(STRUCTURAL ENGINEERING)  
2086 STAGECOACH ROAD  
OTTAWA, ONTARIO  
K4P 1M1  
T: 613-521-9002

ANTARES ENGINEERING  
(M&E ENGINEERING)  
1-159 COLONNADE ROAD  
NEPEAN, ONTARIO  
K2E 7J4  
T: 613-723-6034

**PROJECT TITLE:**  
PALLADIUM DRIVE, OTTAWA, ONTARIO  
ENTERPRISE RENT-A-CAR

**DRAWING TITLE:**  
BUILDING SECTION AND DETAILS

|                   |                   |                      |
|-------------------|-------------------|----------------------|
| DRAWN BY<br>JcF   | JOB No.<br>15-010 | DRAWING No.<br>A-203 |
| SCALE<br>AS NOTED | CHECKED BY        |                      |



**GENERAL NOTES**

- DO NOT SCALE DRAWINGS. FIGURED DIMENSIONS ONLY TO BE USED.
- IT IS THE RESPONSIBILITY OF THE CONTRACTOR TO CHECK AND VERIFY ALL DIMENSIONS ON SITE AND REPORT ANY DISCREPANCIES TO THE ARCHITECT.
- ALL WORK DESCRIBED UNDER THIS CONTRACT TO COMPLY WITH THE MOST RECENT EDITION OF THE ONTARIO BUILDING CODE AND/OR NATIONAL BUILDING CODE, AND OTHER CODES AND BY-LAWS IN EFFECT.

ISSUE RECORD

| No | DATE      | REVISION                  |
|----|-----------|---------------------------|
| 08 | FEB 13-20 | FOR CONSTRUCTION          |
| 07 | OCT 31-19 | FOR TENDER                |
| 06 | JUN 28-19 | PERMIT APPLICATION        |
| 05 | APR 12-19 | FOR PRE-PERMIT REVIEW     |
| 04 | MAR 13-17 | FOR REVISED SITE PLAN     |
| 04 | JAN 11-17 | FOR REVISED SITE PLAN     |
| 03 | SEP 29-16 | FOR REVISED SITE PLAN     |
| 02 | MAY 13-16 | FOR SITE PLAN APPLICATION |
| 02 | DEC 14-15 | FOR SUBCONSULTANTS        |
| 01 | DEC 11-15 | FOR NRB PRICING           |



**CLIENT:**  
ENTERPRISE RENT-A-CAR  
RYAN FIRLOTTE  
T: 613-274-6934  
F: 1-800-495-2412

**CONSULTANTS:**  
HOLZMAN CONSULTANTS INC.  
(LAND DEVELOPMENT CONSULTANTS)  
1076 CASTEL HILL CRES  
OTTAWA, ONTARIO  
K2C 2A8  
T: 613-226-1386

MMM GROUP LTD  
(CIVIL ENGINEERING)  
1145 HUNT CLUB ROAD, SUITE 300  
OTTAWA, ONTARIO  
K1V 0Y3  
T: 613-736-7200  
F: 613-736-8710

VRIEND ENGINEER  
(STRUCTURAL ENGINEERING)  
2086 STAGECOACH ROAD  
OTTAWA, ONTARIO  
K4P 1M1  
T: 613-521-9002

ANTARES ENGINEERING  
(M&E ENGINEERING)  
1-159 COLONNADE ROAD  
NEPEAN, ONTARIO  
K2E 7J4  
T: 613-723-6034

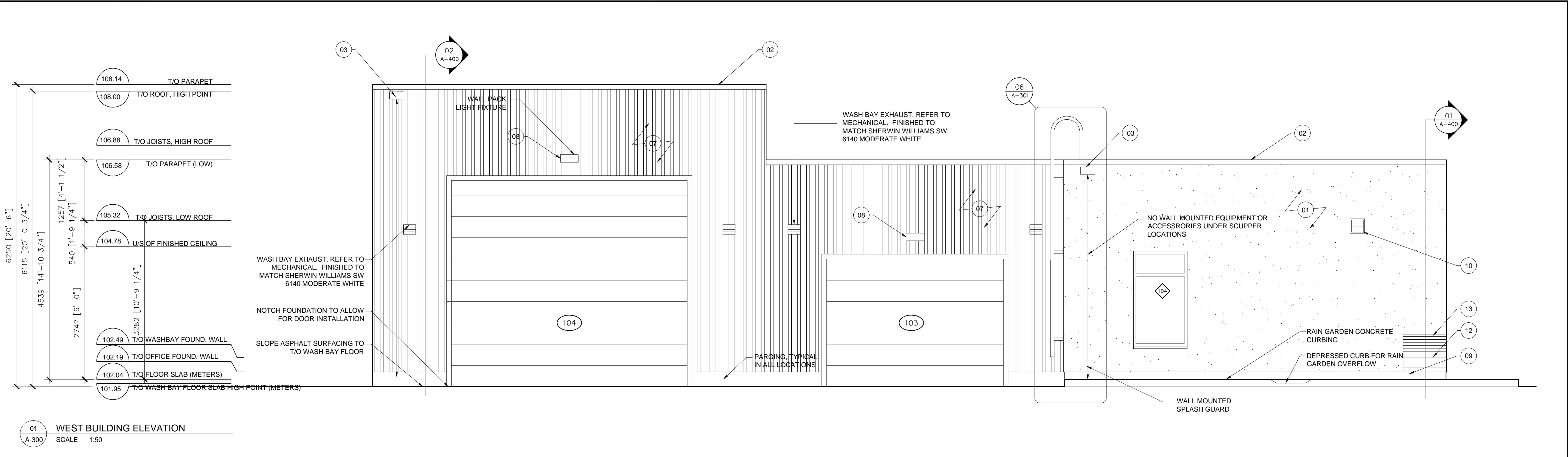
**PROJECT TITLE:**  
PALLADIUM DRIVE, OTTAWA, ONTARIO  
ENTERPRISE RENT-A-CAR

**DRAWING TITLE:**  
BUILDING ELEVATIONS

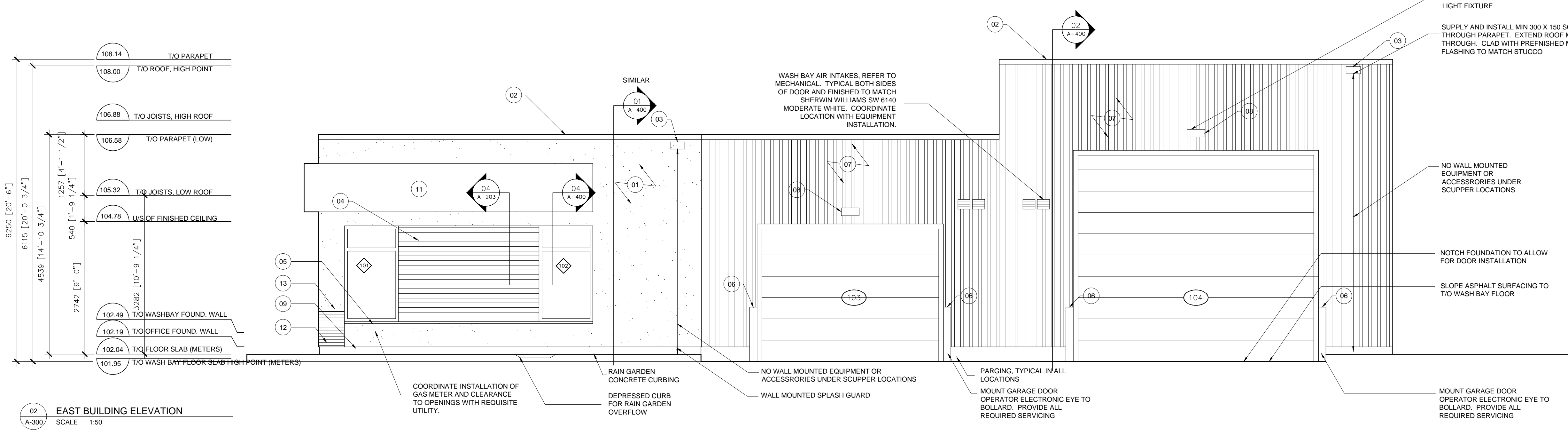
|                   |                   |                      |
|-------------------|-------------------|----------------------|
| DRAWN BY<br>JcF   | JOB No.<br>15-010 | DRAWING No.<br>A-300 |
| SCALE<br>AS NOTED | CHECKED BY        |                      |

**ELEVATION LEGEND**

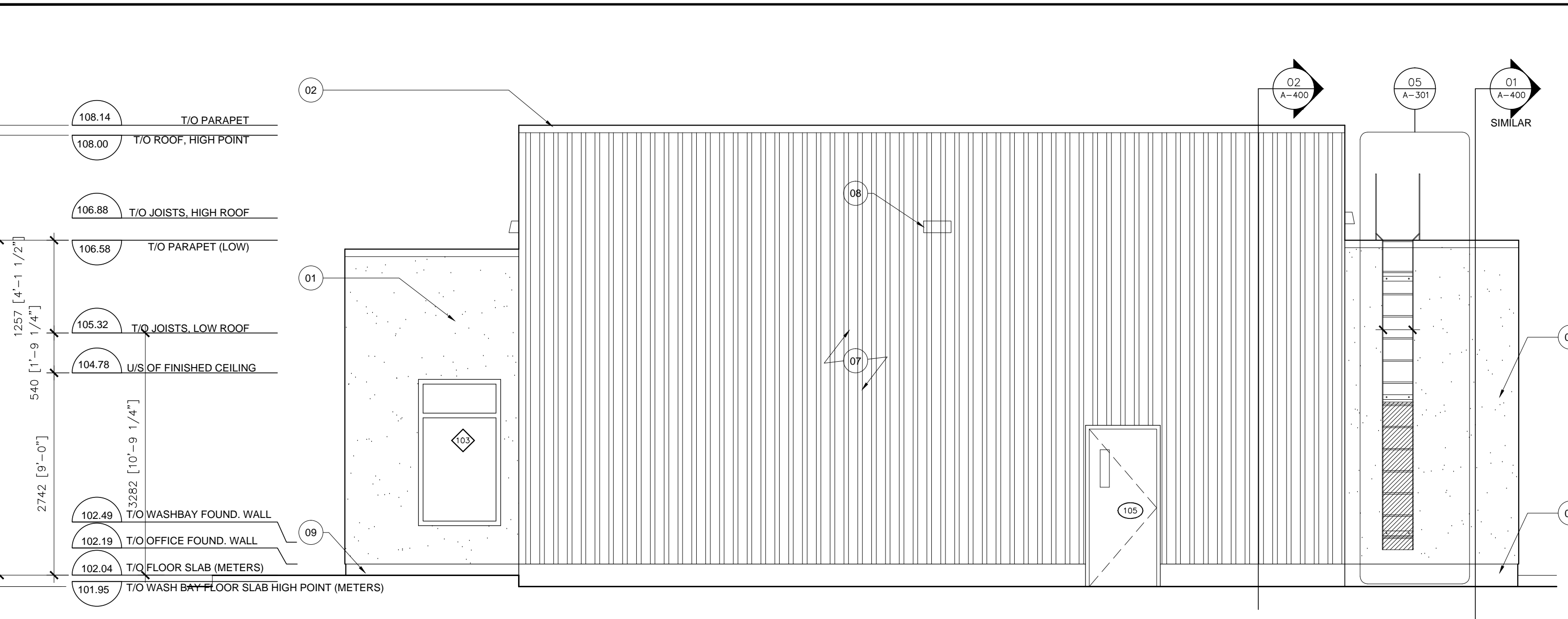
- 01 EXTERIOR INSULATION FINISH SYSTEM STUCCO CLADDING COLOUR TO MATCH SHERWIN WILLIAMS MODERATE WHITE SW 6140
- 02 PREFINISHED METAL CAP FLASHING COLOUR TO MATCH SHERWIN WILLIAMS MODERATE WHITE SW 6140
- 03 PREFINISHED METAL SCUPPER BOX AND DOWNSPOUT LOCATION COLOUR TO MATCH ADJACENT CLADDING
- 04 PREFINISHED IDEAL ROOFING CORRUGATED PROFILE COLOUR SHERWIN WILLIAMS SW 7038 TONY TAUPE
- 05 PREFINISHED METAL FLASHING COLOUR TO MATCH ADJACENT CLADDING COLOUR
- 06 CONCRETE FILLED STEEL BOLLARD C/W SAFETY YELLOW PAINT FINISH
- 07 VERTICALLY ORIENTED, IDEAL ROOFING 26 GAUGE AMERICAN PRE-PAINTED GALVANIZED STEEL R900 SERIES CLADDING COLOUR TO MATCH ADJACENT STUCCO FINISH
- 08 EXTERIOR LIGHTING, REFER TO ELECTRICAL, BLACK FINISH
- 09 CONCRETE FOUNDATION PAVING
- 10 300MM X 300MM VENTEX 4" DEEP STORMPROOF 2425 LOUVER WITH INSECT MESH AND FINISHED TO MATCH ADJACENT STUCCO
- 11 BUILDING ATTACHED SIGNAGE.
- 12 MASONRY CLADDING
- 13 PRE-CAST MASONRY SILL



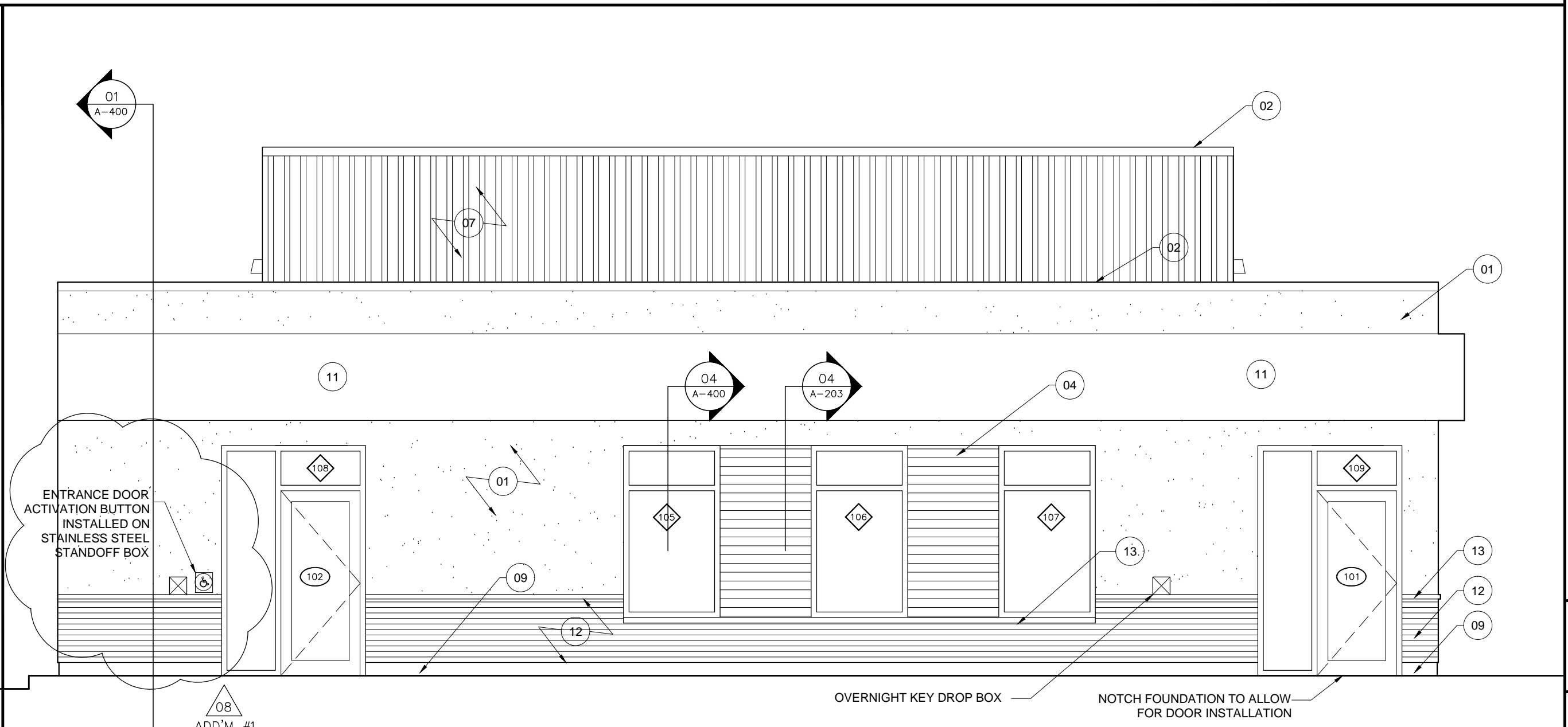
01 WEST BUILDING ELEVATION  
SCALE 1:50



02 EAST BUILDING ELEVATION  
SCALE 1:50



03 NORTH BUILDING ELEVATION  
SCALE 1:50




04 SOUTH BUILDING ELEVATION  
SCALE 1:50

**GENERAL NOTES**

- DO NOT SCALE DRAWINGS. FIGURED DIMENSIONS ONLY TO BE USED.
- IT IS THE RESPONSIBILITY OF THE CONTRACTOR TO CHECK AND VERIFY ALL DIMENSIONS ON SITE AND REPORT ANY DISCREPANCIES TO THE ARCHITECT.
- ALL WORK DESCRIBED UNDER THIS CONTRACT TO COMPLY WITH THE MOST RECENT EDITION OF THE ONTARIO BUILDING CODE AND/OR NATIONAL BUILDING CODE, AND OTHER CODES AND BY-LAWS IN EFFECT.

ISSUE RECORD

| No | DATE      | REVISION              |
|----|-----------|-----------------------|
| 05 | FEB 13-20 | FOR CONSTRUCTION      |
| 04 | OCT 31-19 | FOR TENDER            |
| 03 | JUN 28-19 | PERMIT APPLICATION    |
| 02 | APR 12-19 | FOR PRE-PERMIT REVIEW |
| 01 | DEC 11-15 | FOR NRB PRICING       |



**CLIENT:**  
ENTERPRISE RENT-A-CAR  
RYAN FIRLOTTE  
T: 613-274-6934  
F: 1-800-495-2412

**CONSULTANTS:**  
HOLZMAN CONSULTANTS INC.  
(LAND DEVELOPMENT CONSULTANTS)  
1076 CASTEL HILL CRES  
OTTAWA, ONTARIO  
K2C 2A8  
T: 613-226-1386

MMM GROUP LTD  
(CIVIL ENGINEERING)  
1145 HUNT CLUB ROAD, SUITE 300  
OTTAWA, ONTARIO  
K1V 0Y3  
T: 613-736-7200  
F: 613-736-8710

VRIEND ENGINEER  
(STRUCTURAL ENGINEERING)  
2086 STAGECOACH ROAD  
OTTAWA, ONTARIO  
K4P 1M1  
T: 613-521-9002

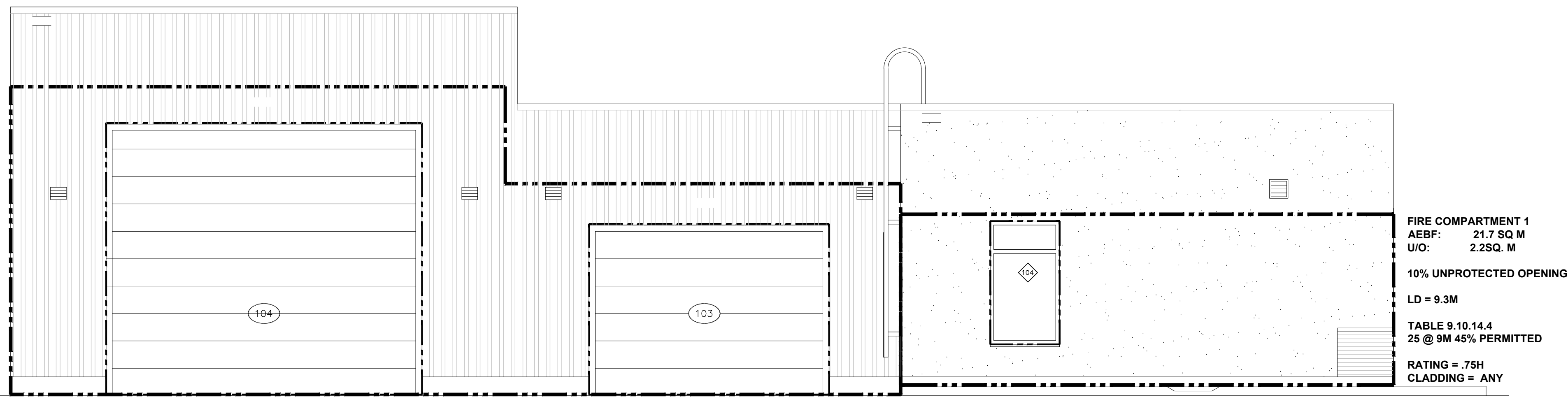
ANTARES ENGINEERING  
(M&E ENGINEERING)  
1-159 COLONNADE ROAD  
NEPEAN, ONTARIO  
K2E 7J4  
T: 613-723-6034

**PROJECT TITLE:**  
PALLADIUM DRIVE, OTTAWA, ONTARIO  
ENTERPRISE RENT-A-CAR

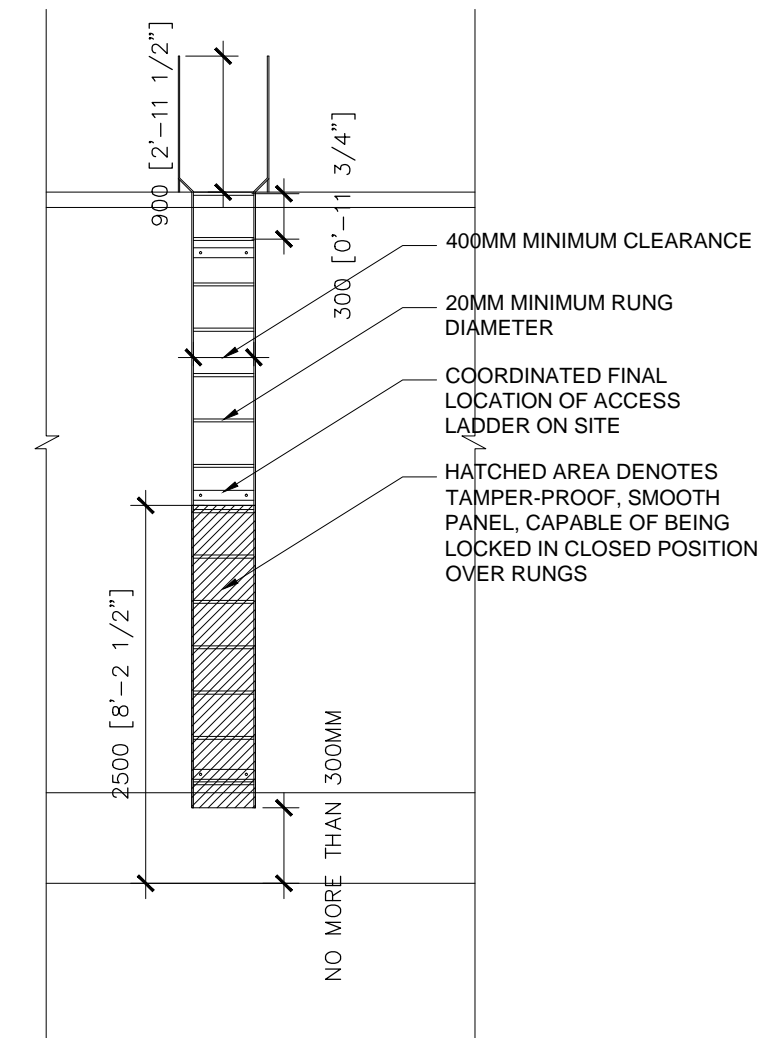
**DRAWING TITLE:**  
EXPOSED BUILDING FACE UNPROTECTED  
OPENING CALCULATIONS

|                   |                      |             |
|-------------------|----------------------|-------------|
| DRAWN BY<br>JcF   | JOB No.              | DRAWING No. |
| SCALE<br>AS NOTED | CHECKED BY<br>15-010 | A-301       |

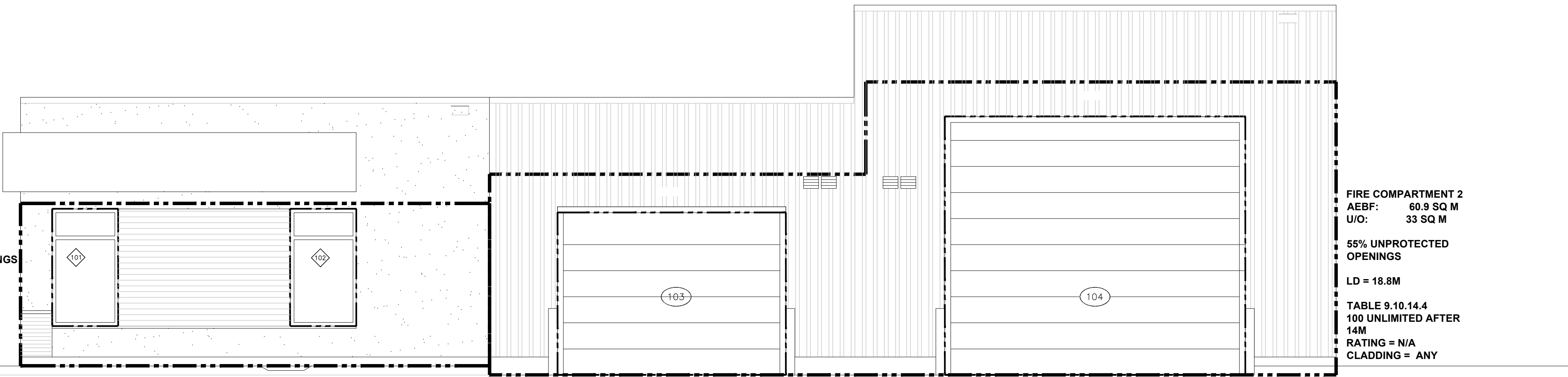
**ARCHITECTURAL**



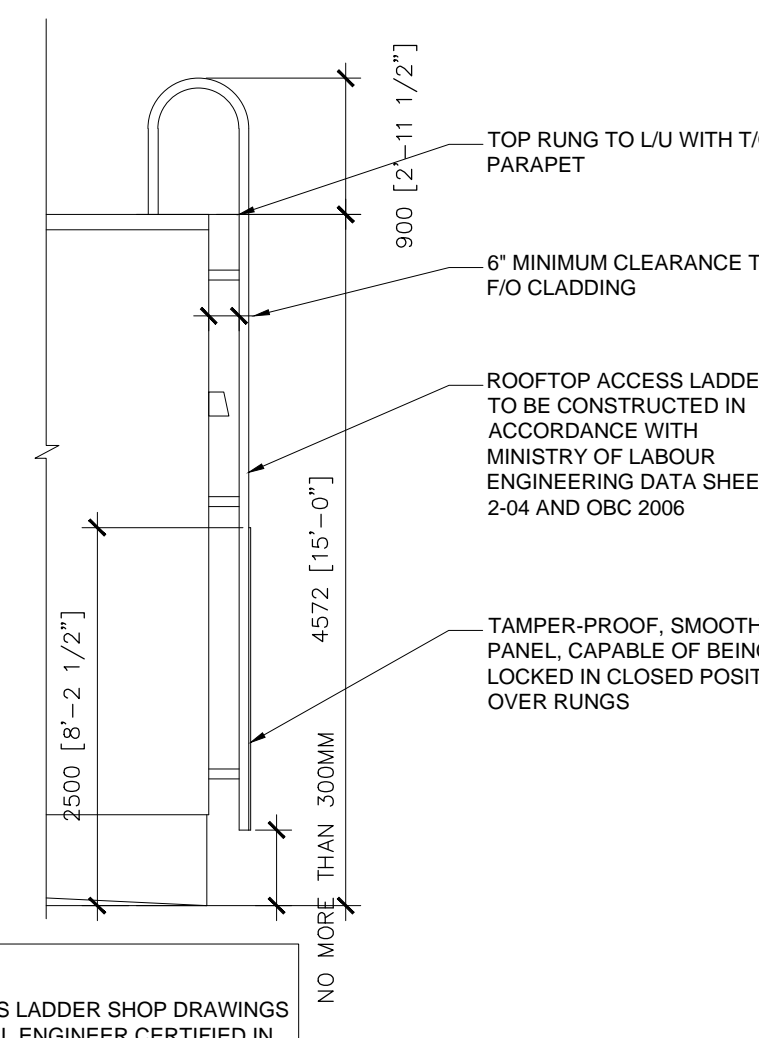
01 EAST BUILDING EBF CALCULATION  
SCALE 1:50



05 ROOFTOP ACCESS LADDER ELEVATION-01  
SCALE 1:50

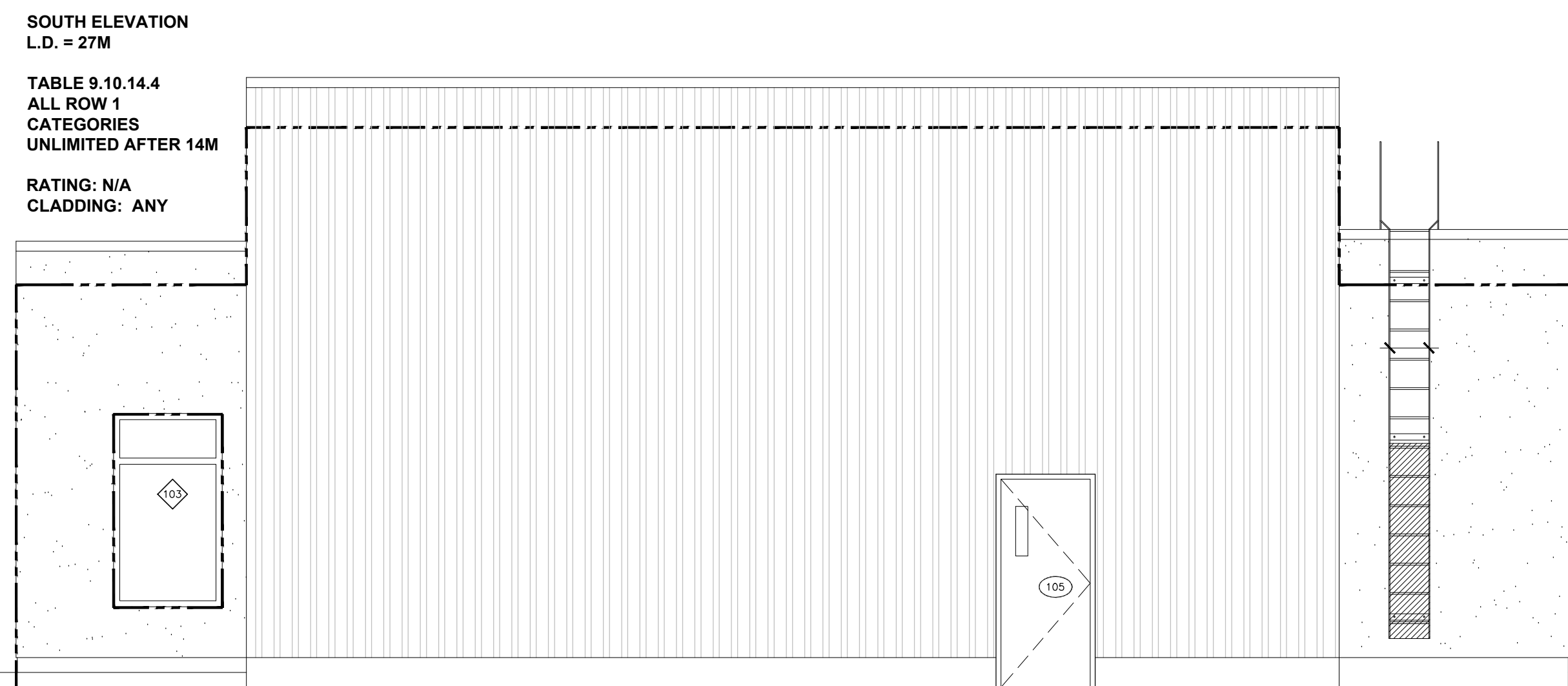


02 WEST BUILDING EBF CALCULATION  
SCALE 1:50

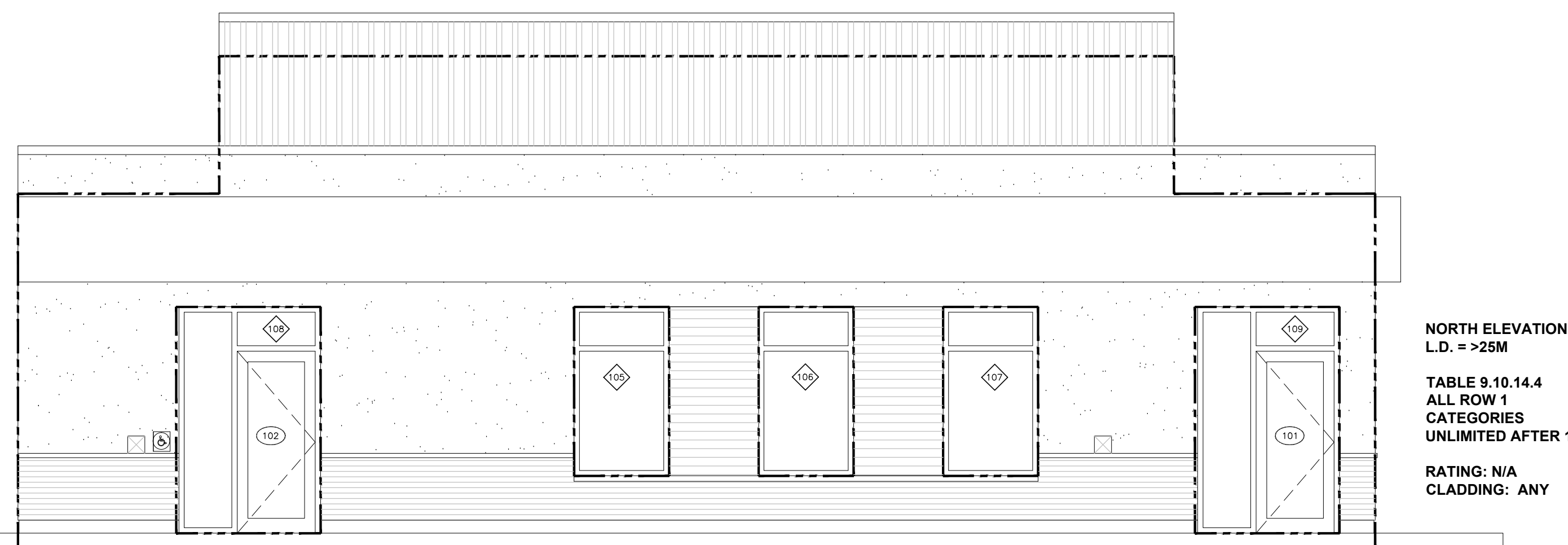


06 ROOFTOP ACCESS LADDER ELEVATION-02  
SCALE 1:50

**NOTE:**  
PROVIDE EXTERIOR ACCESS LADDER SHOP DRAWINGS STAMPED BY A STRUCTURAL ENGINEER CERTIFIED IN THE PROVINCE OF ONTARIO TO THE ARCHITECT FOR REVIEW. COORDINATE BLOCKING IN WALL WITH ENGINEER'S SHOP DRAWINGS.



03 SOUTH BUILDING EBF CALCULATION  
SCALE 1:50



04 NORTH BUILDING EBF CALCULATION  
SCALE 1:50

108.13 T/O PARAPET (HIGH)

106.88 U/S TRUSS (HIGH)

106.58 T/O PARAPET (LOW)

105.32 U/S TRUSS (LOW)

104.78 U/S OF FINISHED CEILING

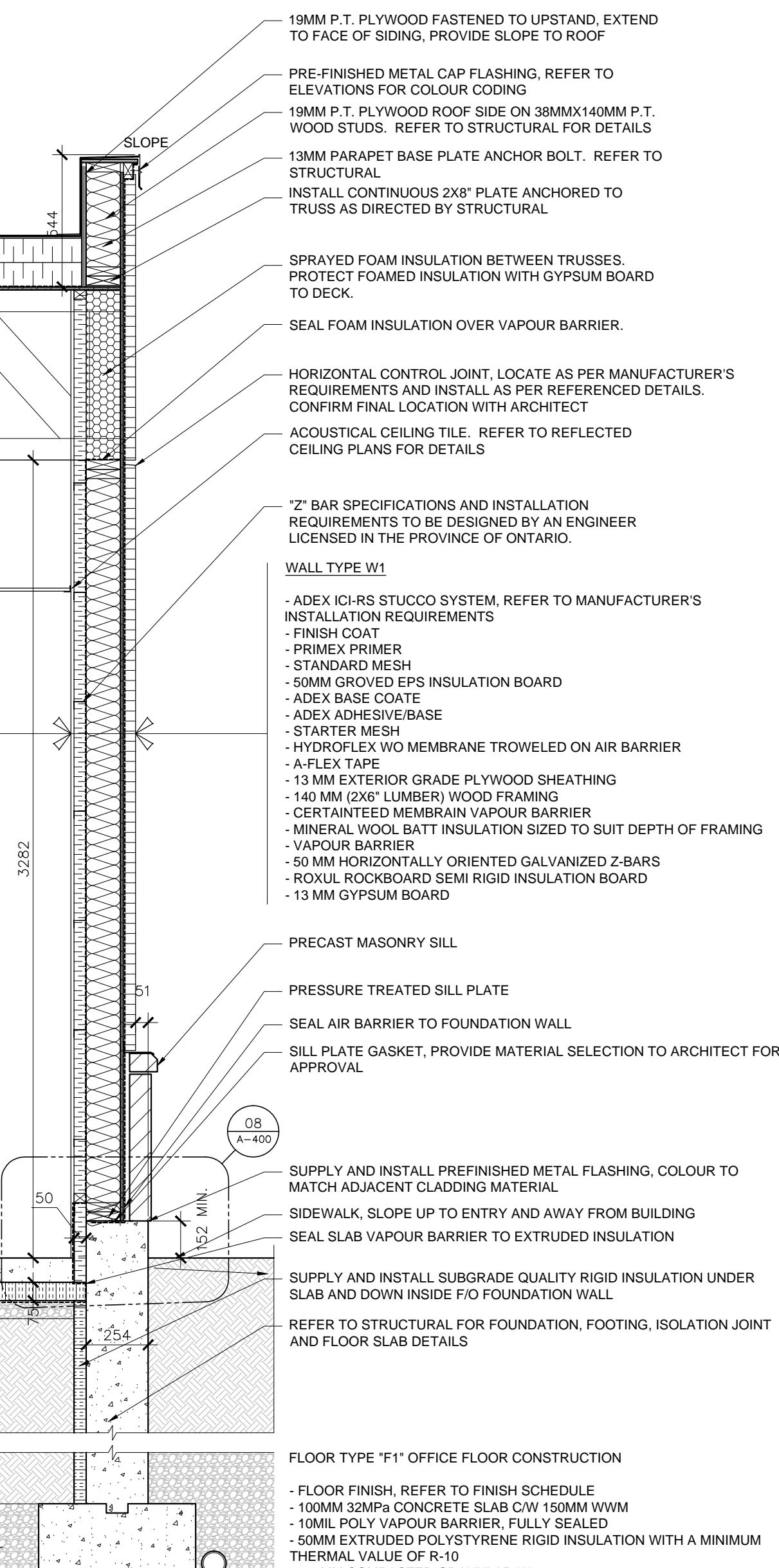
102.49 T/O WASHBAY FOUND. WALL

102.19 T/O OFFICE FOUND. WALL

102.04 T/O FLOOR SLAB (METERS)

101.95 T/O WASH BAY FLOOR SLAB HIGH POINT (METERS)

01 STUCCO WALL SECTION, TYP. SCALE 1:20



108.13 T/O PARAPET (HIGH)

106.88 U/S TRUSS (HIGH)

106.58 T/O PARAPET (LOW)

105.32 U/S TRUSS (LOW)

104.78 U/S OF FINISHED CEILING

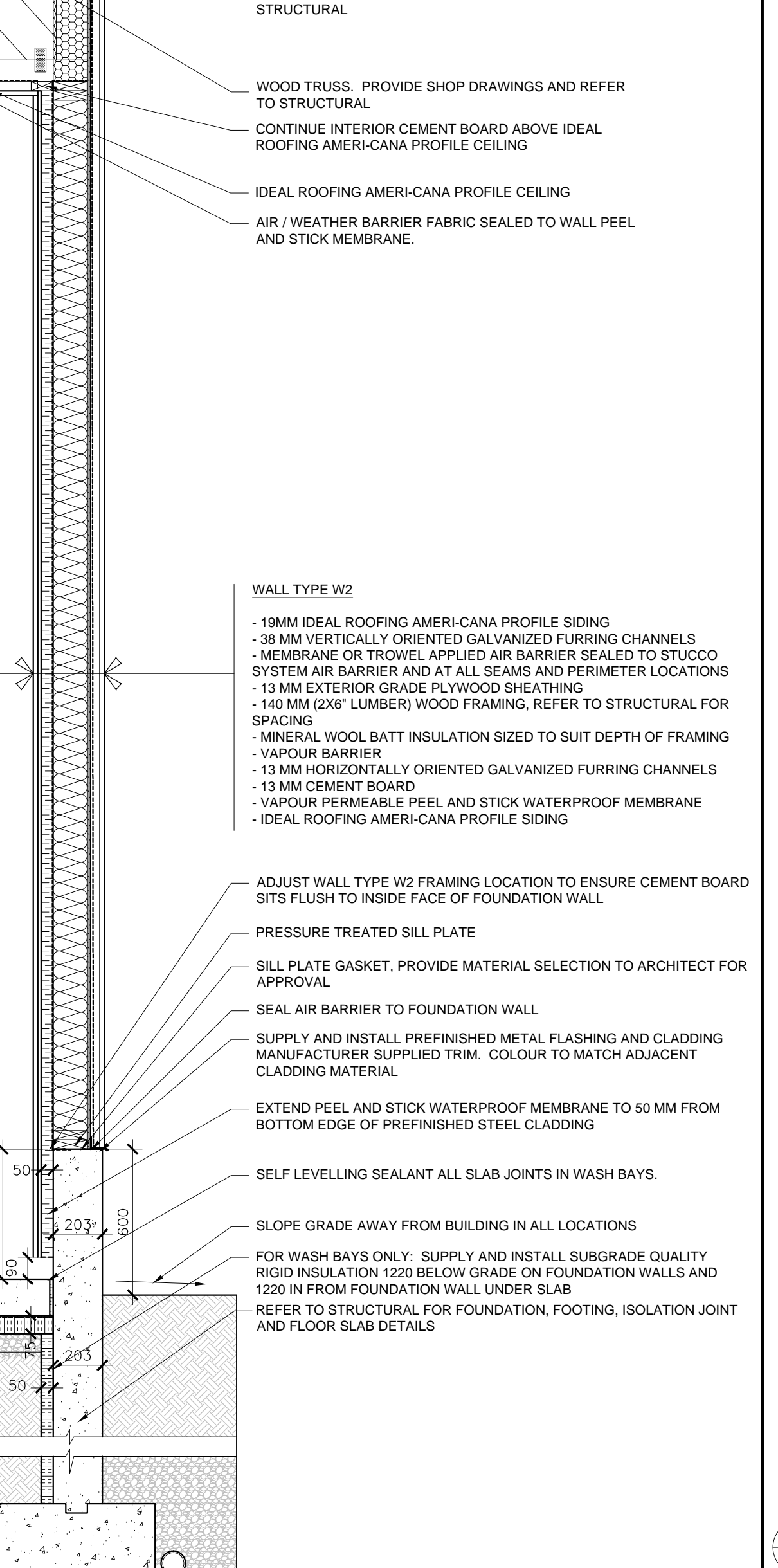
102.49 T/O WASHBAY FOUND. WALL

102.19 T/O OFFICE FOUND. WALL

102.04 T/O FLOOR SLAB (METERS)

101.95 T/O WASH BAY FLOOR SLAB HIGH POINT (METERS)

02 DOUBLE CLAD WALL SECTION, TYP. SCALE 1:20



108.13 T/O PARAPET (HIGH)

106.88 U/S TRUSS (HIGH)

106.58 T/O PARAPET (LOW)

105.32 U/S TRUSS (LOW)

104.78 U/S OF FINISHED CEILING

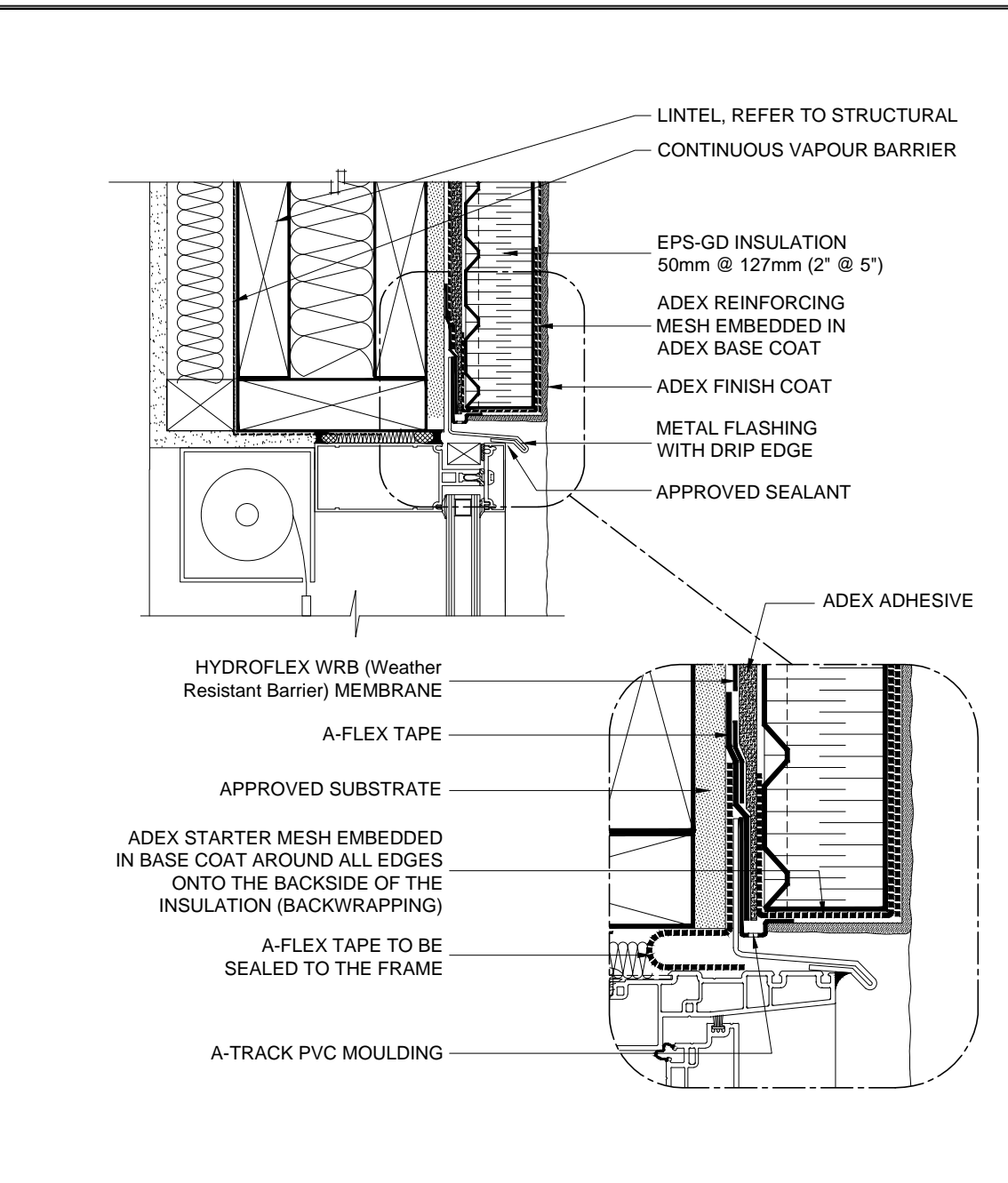
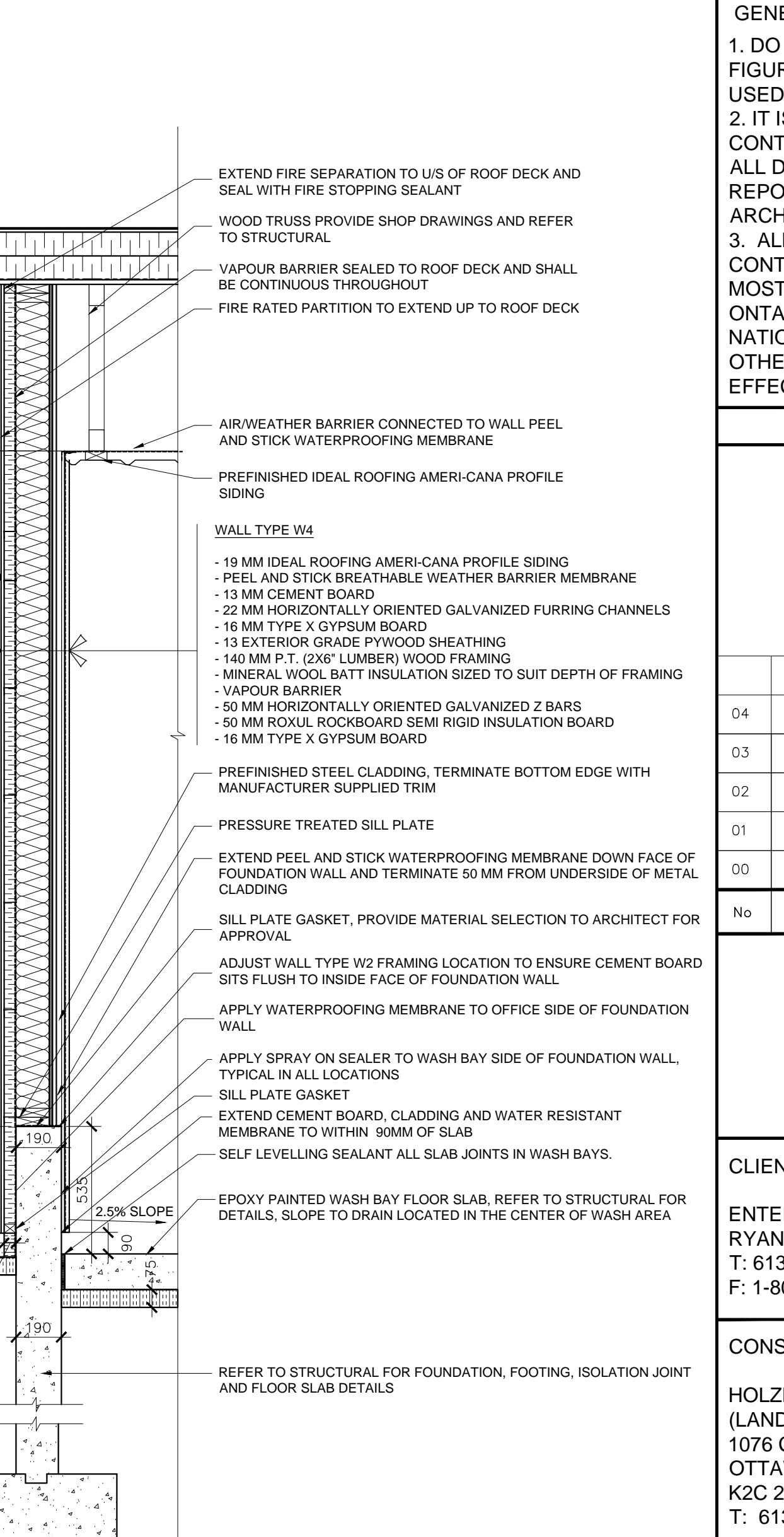
102.49 T/O WASHBAY FOUND. WALL

102.19 T/O OFFICE FOUND. WALL

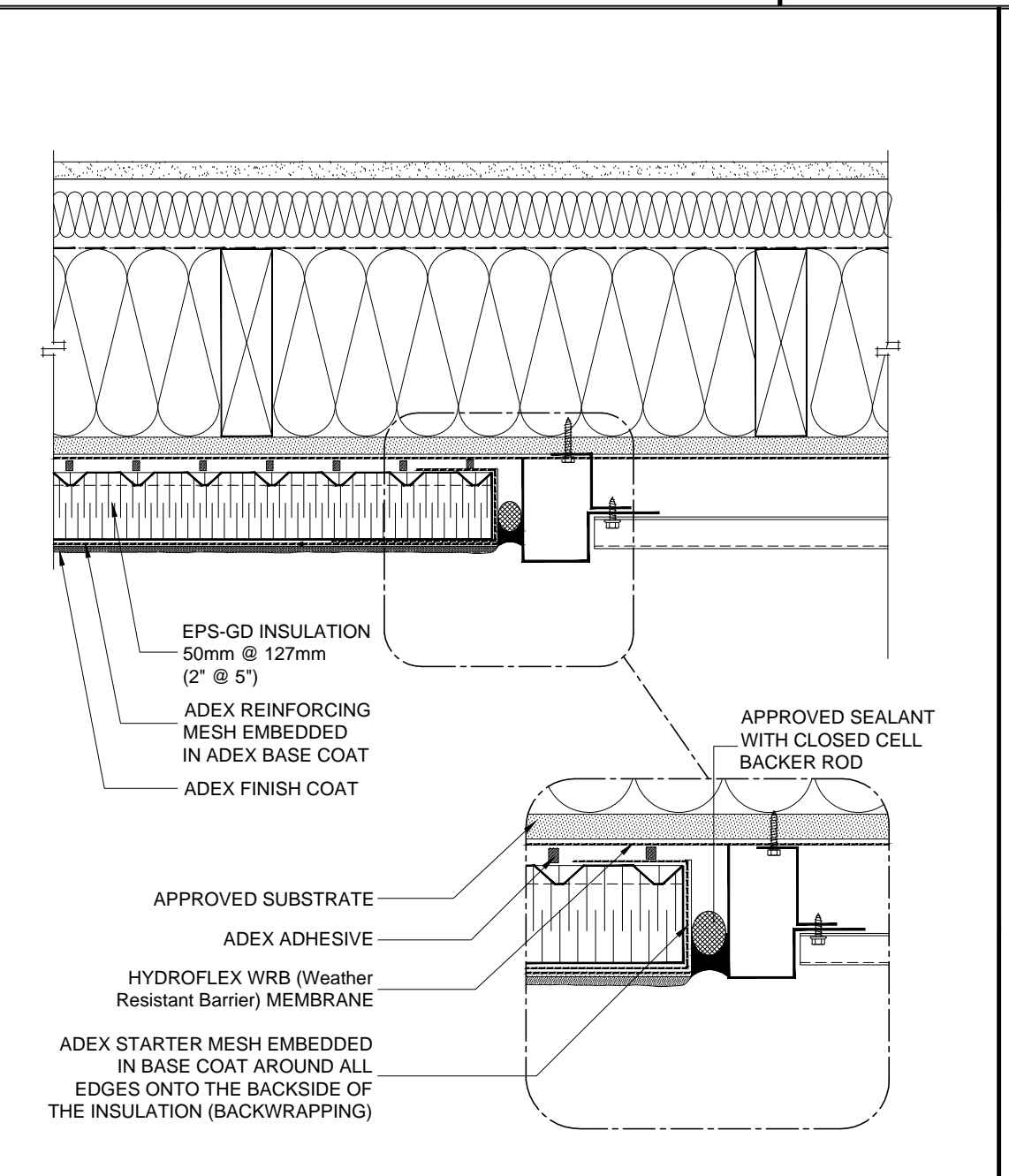
102.04 T/O FLOOR SLAB (METERS)

101.95 T/O WASH BAY FLOOR SLAB HIGH POINT (METERS)

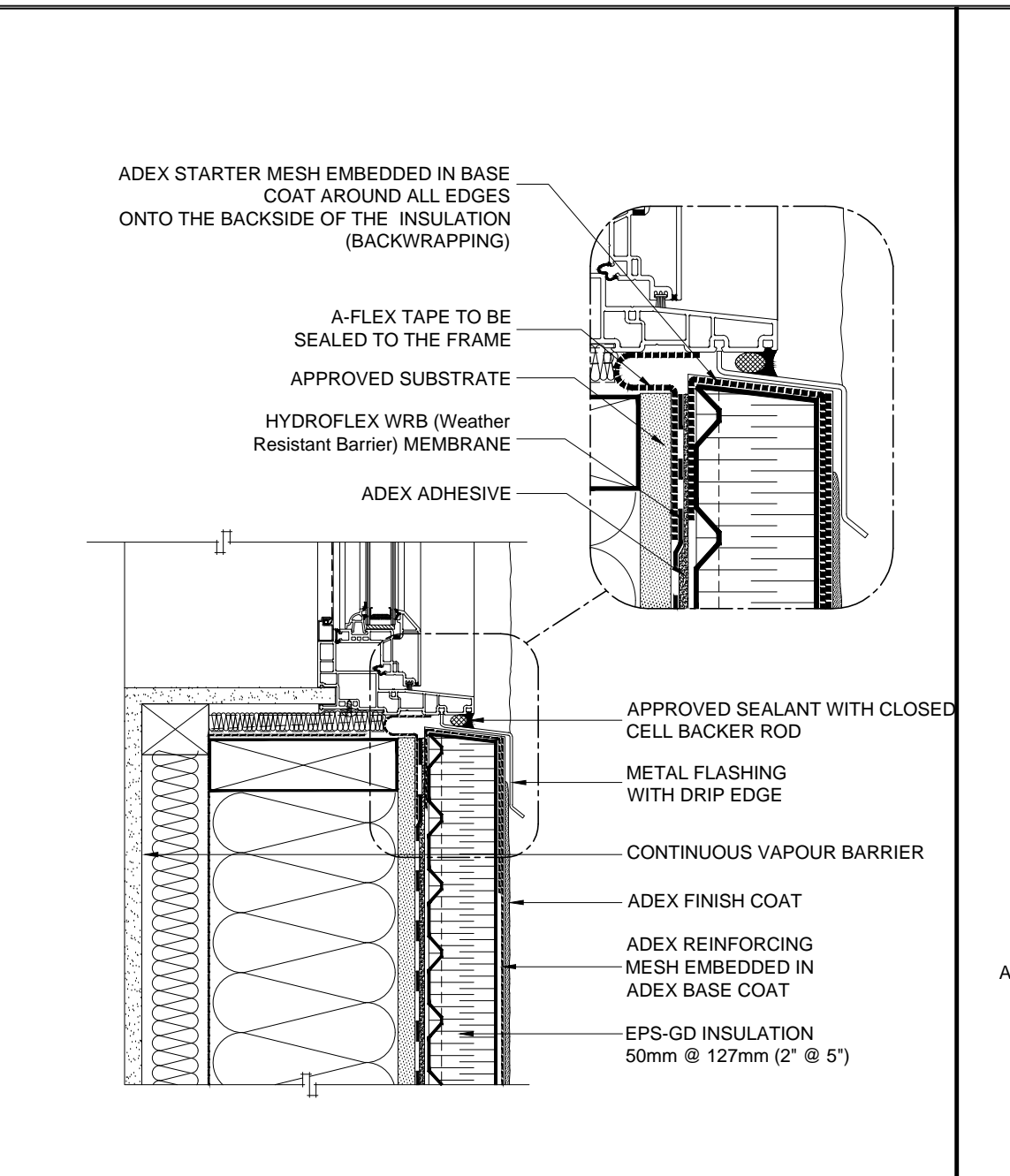
03 METAL WALL CLADDING SECTION, TYP. SCALE 1:20



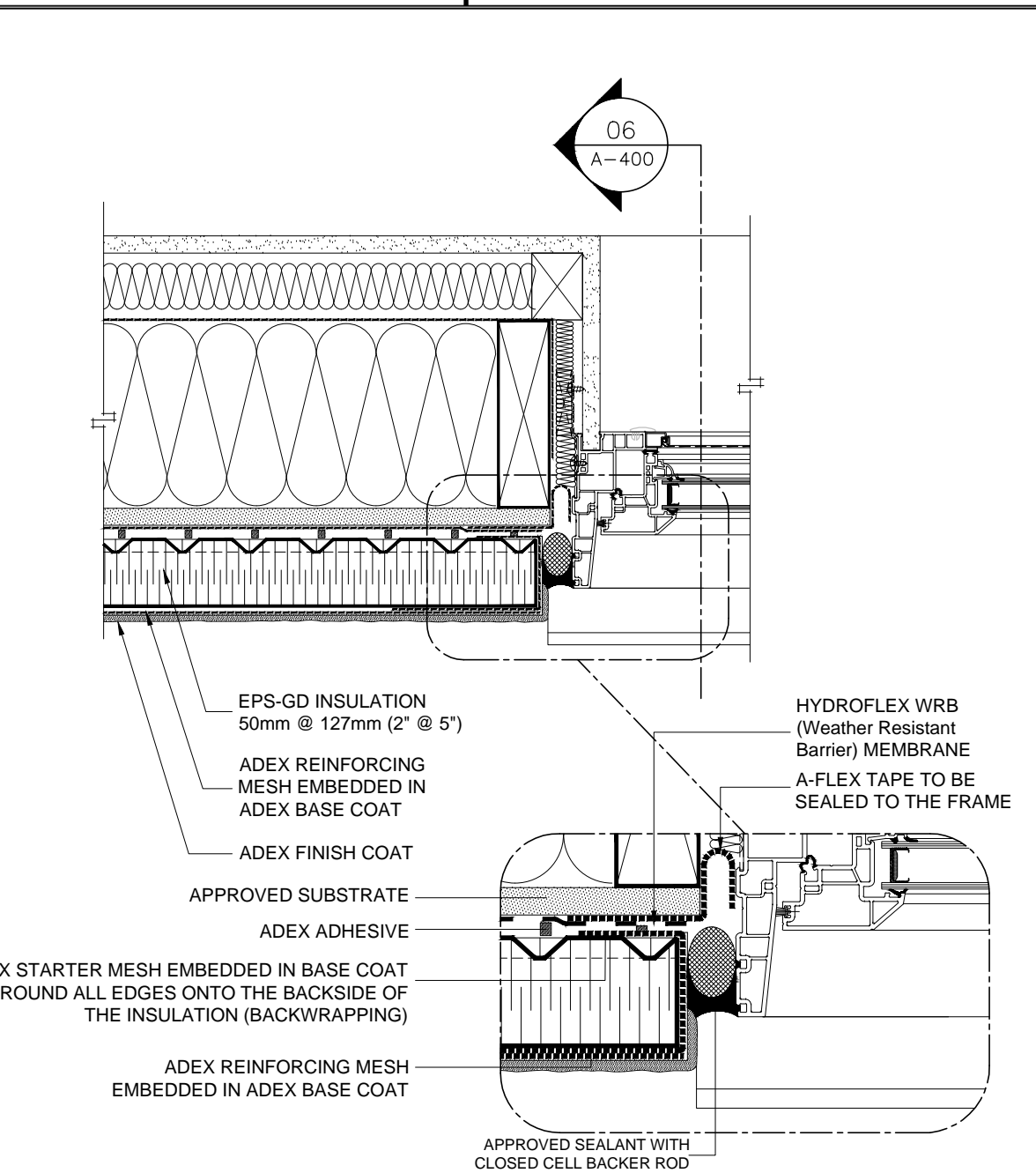
04 WINDOW HEADER SECTION DET. SCALE 1:5



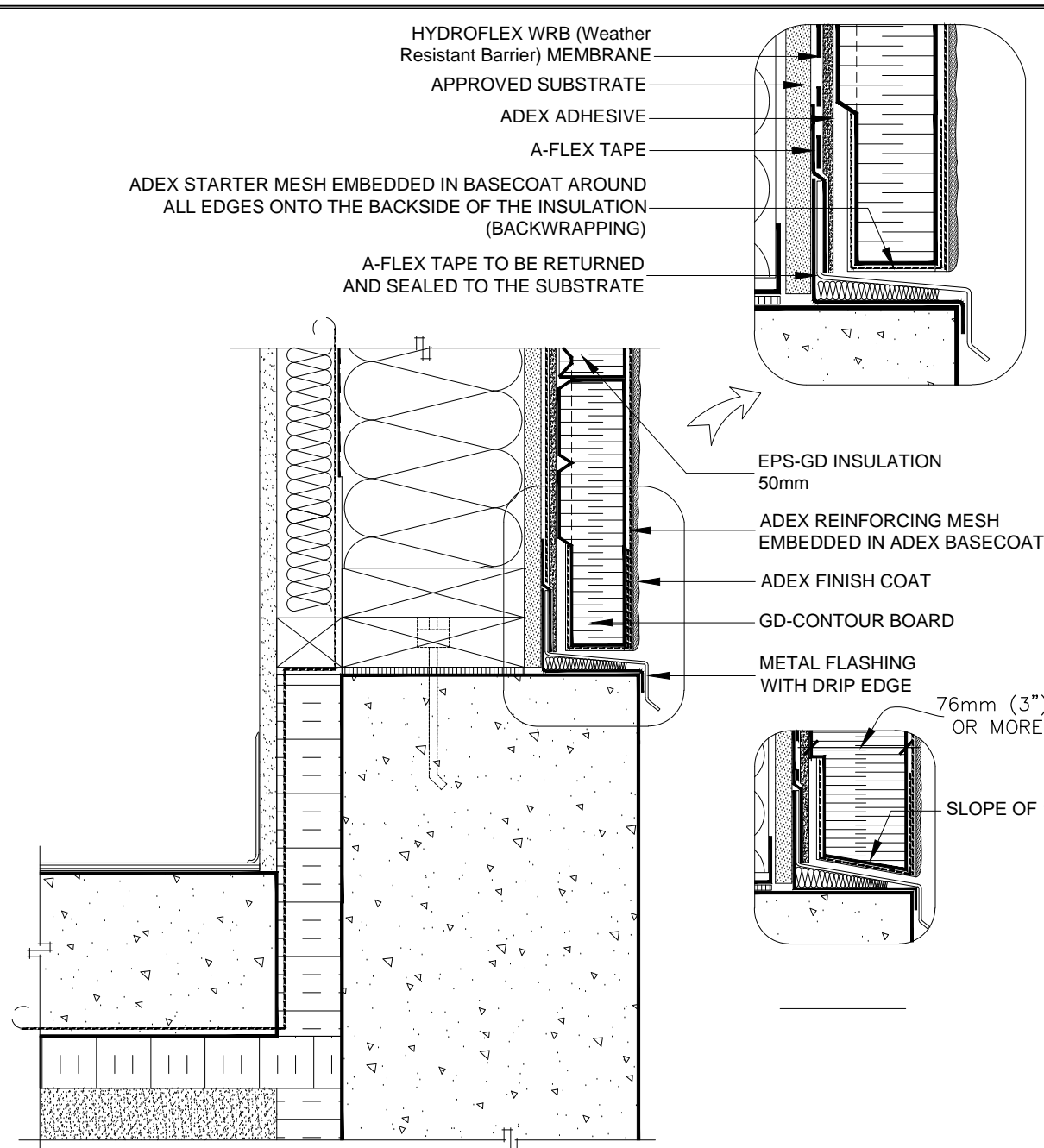
05 STUCCO/METAL CLADDING INTERSECTION DET. SCALE 1:5



06 WINDOW SILL SECTION DET. SCALE 1:5



07 WINDOW JAMB SECTION DET. SCALE 1:5



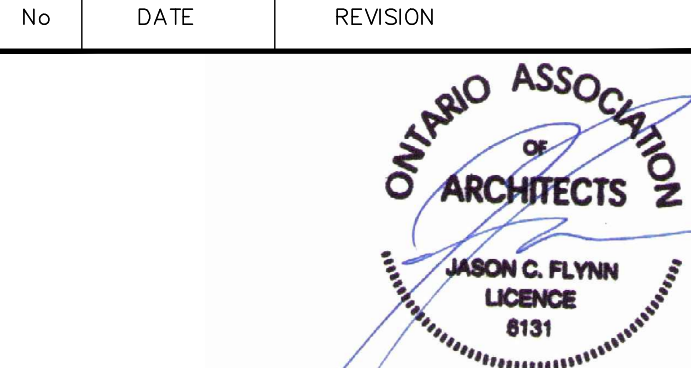
08 STUCCO BASE SECTION DET. SCALE 1:5

**GENERAL NOTES**

- DO NOT SCALE DRAWINGS. FIGURED DIMENSIONS ONLY TO BE USED.
- IT IS THE RESPONSIBILITY OF THE CONTRACTOR TO CHECK AND VERIFY ALL DIMENSIONS ON SITE AND REPORT ANY DISCREPANCIES TO THE ARCHITECT.
- ALL WORK DESCRIBED UNDER THIS CONTRACT TO COMPLY WITH THE MOST RECENT EDITION OF THE ONTARIO BUILDING CODE AND/OR NATIONAL BUILDING CODE, AND OTHER CODES AND BY-LAWS IN EFFECT.

ISSUE RECORD

| No | DATE      | REVISION              |
|----|-----------|-----------------------|
| 04 | FEB 13-20 | FOR CONSTRUCTION      |
| 03 | OCT 31-19 | FOR TENDER            |
| 02 | JUN 28-19 | PERMIT APPLICATION    |
| 01 | APR 12-19 | FOR PRE-PERMIT REVIEW |
| 00 | DEC 11-15 | FOR NRB PRICING       |



CLIENT:

ENTERPRISE RENT-A-CAR  
RYAN FIRLOTTE  
T: 613-274-6934  
F: 1-800-495-2412

CONSULTANTS:

HOLZMAN CONSULTANTS INC.  
(LAND DEVELOPMENT CONSULTANTS)  
1076 CASTEL HILL CRES  
OTTAWA, ONTARIO  
K2C 2A8  
T: 613-226-1386

MMM GROUP LTD  
(CIVIL ENGINEERING)  
1145 HUNT CLUB ROAD, SUITE 300  
OTTAWA, ONTARIO  
K1V 0Y3  
T: 613-736-7200  
F: 613-736-8710

VRIEND ENGINEER  
(STRUCTURAL ENGINEERING)  
2086 STAGECOACH ROAD  
OTTAWA, ONTARIO  
K4P 1M1  
T: 613-521-9002

ANTARES ENGINEERING  
(M&E ENGINEERING)  
1-159 COLONNADE ROAD  
NEPEAN, ONTARIO  
K2E 7J4  
T: 613-723-6034

PROJECT TITLE:  
PALLADIUM DRIVE, OTTAWA, ONTARIO  
ENTERPRISE RENT-A-CAR

DRAWING TITLE:  
WALL SECTIONS AND DETAILS

| SCALE    | CHECKED BY | JOB No. | DRAWING No. |
|----------|------------|---------|-------------|
| AS NOTED | JcF        | 15-010  | A-400       |

ROOM FINISH SCHEDULE (NORTH= TOP OF PAGE)

| ROOM                      | FLOOR |    | BASE  |    | NORTH |    | EAST  |    | SOUTH |    | WEST  |    | CEILING |     | REMARKS |   |
|---------------------------|-------|----|-------|----|-------|----|-------|----|-------|----|-------|----|---------|-----|---------|---|
|                           | M     | F  | M     | F  | M     | F  | M     | F  | M     | F  | M     | F  | M       | F   |         |   |
| CAR VESTIBULE ROOM-01     | CT    | -  | CT-01 | CT | CT-01 | GB | PT-02 | GB | PT-02 | GB | PT-02 | GB | PT-02   | GB  | PT-04   |   |
| RECEPTION ROOM-02         | CT    | -  | CT-01 | CT | CT-01 | GB | PT-02 | GB | PT-02 | GB | PT-02 | GB | PT-02   | GB  | PT-02   | ACT   |
| WORK STATIONS ROOM-03     | CA    | -  | CA-02 | RB | RB-01 | -  | -     | GB | PT-02 | GB | PT-02 | GB | PT-02   | GB  | PT-02   | ACT   |
| WC-01 ROOM-04             | CT    | -  | CT-01 | CT | CT-01 | GB | PT-03 | GB | PT-03 | GB | PT-03 | GB | PT-03   | GB  | PT-04   | SEMI-GLOSS WALL PAINT FINISH                      |
| SERVICE & STORAGE ROOM-05 | CO    | PT | PT-01 | RB | RB-01 | GB | PT-02 | GB | PT-02 | GB | PT-02 | GB | PT-02   | GB  | PT-02   | ACT   |
| BREAK-ROOM ROOM-06        | CA    | -  | CA-02 | RB | RB-01 | GB | PT-02 | GB | PT-02 | GB | PT-02 | GB | PT-02   | GB  | PT-02   | ACT   |
| OFFICE-01 ROOM-07         | CA    | -  | CA-02 | RB | RB-01 | GB | PT-02 | GB | PT-02 | GB | PT-02 | GB | PT-02   | GB  | PT-02   | ACT   |
| OFFICE-02 ROOM-08         | CA    | -  | CA-02 | RB | RB-01 | GB | PT-02 | GB | PT-02 | GB | PT-02 | GB | PT-02   | GB  | PT-02   | ACT   |
| TRUCK VESTIBULE ROOM-09   | CA    | -  | CA-02 | RB | RB-01 | GB | PT-02 | GB | PT-02 | GB | PT-03 | GB | PT-03   | GB  | PT-02   | ACT   |
| HALLWAY ROOM-10           | CA    | -  | CA-02 | RB | RB-01 | GB | PT-02 | -  | -     | GB | PT-02 | -  | -       | ACT |         |   |
| CAR WASH BAY ROOM-11      | CO    | PT | PT-01 | -  | -     | PM | PF    | PM | PF    | PM | PF    | PM | PF      | PM  | PF      | APPLY PT-01 COATING TO PERIMETER FOUNDATION WALLS |
| TRUCK WASH BAY ROOM-12    | CO    | PT | PT-01 | -  | -     | PM | PF    | PM | PF    | PM | PF    | PM | PF      | PM  | PF      | APPLY PT-01 COATING TO PERIMETER FOUNDATION WALLS |
| BOLLARDS                  |       |    |       |    |       |    |       |    |       |    |       |    |         |     |         | PT-05   |

- NOTES:
- GYPSUM PARTITION WALLS TO BE CONSTRUCTED TO U/S OF ACOUSTIC CEILING TILE UNLESS OTHERWISE NOTED.
  - PROVIDE GYPSUM BOARD CEILING IN VESTIBULE ROOM-01, WC-01 ROOM-04. ADJUST WALL HEIGHTS AS NECESSARY TO ACCOMMODATE CEILING CONSTRUCTION.
  - INSTALL SILL GASKET UNDER ALL SILL PLATES. SEAL TO FOUNDATION WITH TWO CONTINUOUS BEADS SEALSANT.
  - GLAZING TO BE 6MM THICK. GLASS PANELS LESS THAN 16 SQ.FT CAN BE ANNEALED. GREATER GLAZING AREAS TO BE FULLY TEMPERED. ALL DOORS AND Sidelights TEMPERED.
  - INTERIOR FACE OF FOUNDATION WALLS LOCATED IN WASH BAY AREA TO RECEIVE SPRAY-ON SEALER, REFER TO PT-01 COATINGS SPECIFICATION.
  - IDEAL ROOFING 26 GAUGE AMERI-CANA PRE-PAINTED GALVANIZED STEEL 8000 SERIES CLADDING COLOUR TO MATCH SHERWIN WILLIAMS 6140 MODERATE WHITE.
  - GALVANIZED Z-BARS AND RESILIENT CHANNEL GAUGE AND SPACING BY MANUFACTURER. PROVIDE SHOP DRAWINGS TO ARCHITECT FOR REVIEW.

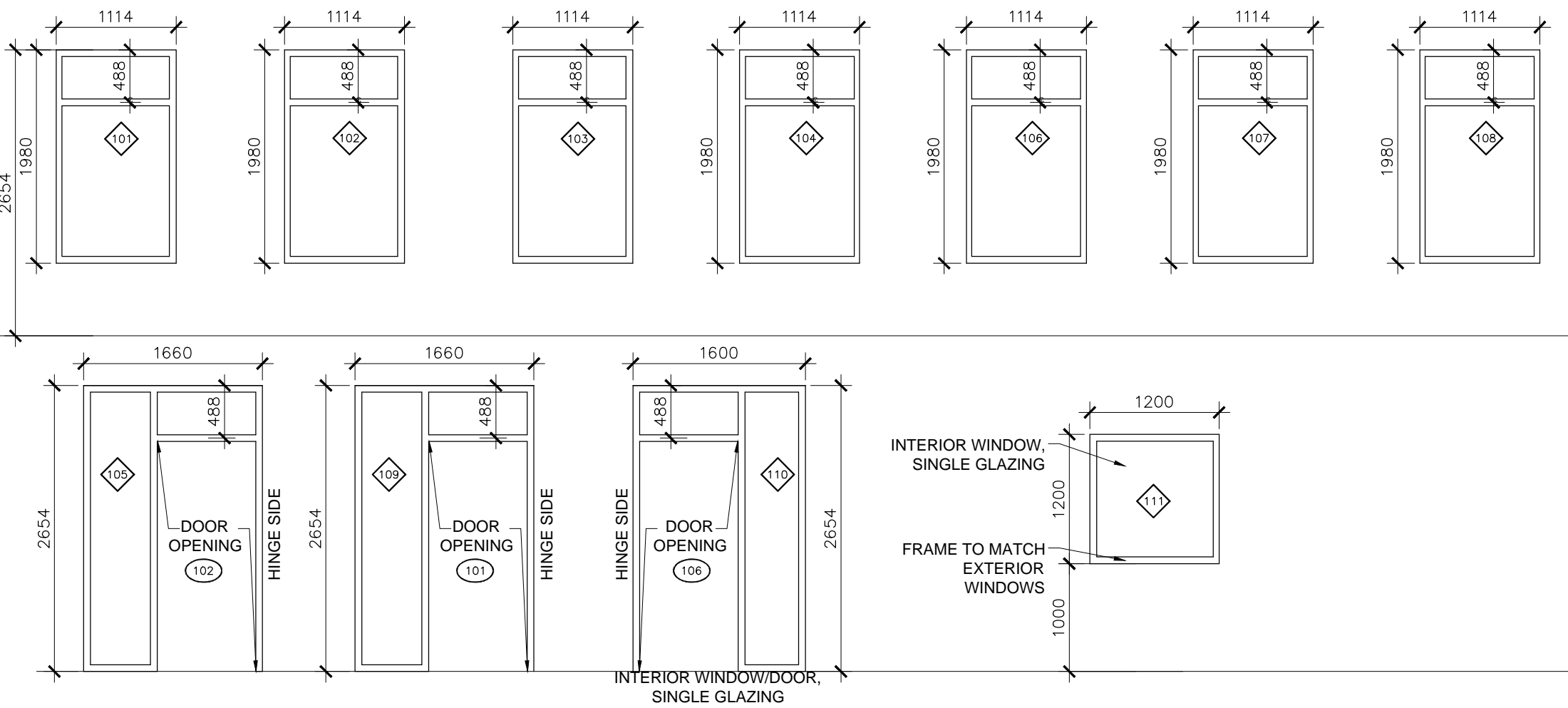
- WALL TYPE "W4"
- 19 MM IDEAL ROOFING AMERI-CANA PROFILE SIDING
  - PEEL AND STICK BREATHABLE WEATHER BARRIER MEMBRANE
  - 13 MM CEMENT BOARD
  - 22 MM HORIZONTALLY ORIENTED GALVANIZED FURRING CHANNELS
  - 16 MM TYPE X GYPSUM BOARD
  - 13 EXTERIOR GRADE PLYWOOD SHEATHING
  - 140 MM P.T. (2X6" LUMBER) WOOD FRAMING
  - R24 ROCKWOOL BATT INSULATION
  - VAPOUR BARRIER
  - 50 MM HORIZONTALLY ORIENTED GALVANIZED Z-BARS
  - 50 MM ROXUL ROCKBOARD 40 SEMI RIGID INSULATION BOARD
  - 16 MM TYPE X GYPSUM BOARD

WALL SCHEDULE

- W1 WALL TYPE "W1" (WALL TYPE "W1A" (45MIN RATING DETERMINED BY OBC SB-02 COMPONENT ADDITIVE METHOD) TO HAVE 16MM TYPE X GYPSUM BOARD) (WALL TYPE "W1B" WITH MASONRY CLADDING TO 36" AFF)
- W2 WALL TYPE "W2" (WALL TYPE "W2A" (45MIN RATING DETERMINED BY OBC SB-02 COMPONENT ADDITIVE METHOD) TO HAVE 16MM TYPE X GYPSUM BOARD)
- W3 WALL TYPE "W3" INTERIOR PARTITION
- W4 WALL TYPE "W4" INTERIOR PARTITION
- W5 WALL TYPE "W5" INTERIOR WASH BAY AREA
- W6 WALL TYPE "W6" INTERIOR PARTITION
- NOTE FOR WC-01 LOCATIONS ONLY
- INSTALL WATER RESISTANT DRYWALL ON WASHROOM SIDE OF WALL CONSTRUCTION
  - INSTALL SOUND ATTENUATION FIBRE BATT INSULATION IN ALL WASHROOM PARTITION WALLS

FLOOR SCHEDULE

- NOTE: REFER TO STRUCTURAL DRAWINGS FOR CONCRETE MIXES AND SLAB SAWCUT REQUIREMENTS.
- F1 FLOOR TYPE "F1" OFFICE FLOOR CONSTRUCTION
- FLOOR FINISH, REFER TO FINISH SCHEDULE
  - 100MM Poured concrete slab c/w 150MM W/M
  - 10MIL POLY VAPOUR BARRIER, FULLY SEALED
  - 75MM EXTRUDED POLYSTYRENE RIGID INSULATION WITH A MINIMUM THERMAL VALUE OF RSI 2.64 FROM PERIMETER
  - 25 MM EXTRUDED POLYSTYRENE RIGID INSULATION REMAINDER OF SLAB
  - 250MM COMPACTED GRANULAR 'A'
- F2 FLOOR TYPE "F2" BUCKET WASH FLOOR CONSTRUCTION
- FLOOR FINISH, REFER TO FINISH SCHEDULE
  - 150MM concrete slab c/w 150MM W/M
  - 6MIL POLY VAPOUR BARRIER FULLY SEALED
  - 75MM EXTRUDED POLYSTYRENE RIGID INSULATION WITH A MINIMUM THERMAL VALUE OF RSI 2.64 FROM PERIMETER
  - 25 MM EXTRUDED POLYSTYRENE RIGID INSULATION REMAINDER OF SLAB
  - 250MM COMPACTED GRANULAR 'A'



| No. | DESCRIPTION                 | REMARKS |
|-----|-----------------------------|---------|
| ACT | ACOUSTIC CEILING TILE       |         |
| CB  | CEMENT BOARD                |         |
| CA  | CERAMIC TILE                |         |
| CO  | EXPOSED CONCRETE            |         |
| GB  | GYPSUM BOARD                |         |
| PF  | PRE-FINISHED METAL CLADDING |         |
| PT  | PAINT                       |         |
| ST  | STAIN AND SEAL              |         |
| RB  | RUBBER BASE                 |         |
| WDP | WOOD PAINT GRADE            |         |
| WDS | WOOD STAIN GRADE            |         |

SPECIFICATION LEGEND

CARPET TILE

CA-01 CARPET TILE (SINGLE COLOUR, BLACK) SUPPLIED BY CLIENT AND INSTALLED BY CONTRACTOR USING CLIENT SUPPLIED SHAW N5000 PRESSURE SENSITIVE ADHESIVE

CA-02 CARPET TILE (RANDOM PATTERN, MULTIPLE SHADES) SUPPLIED BY CLIENT AND INSTALLED BY CONTRACTOR USING CLIENT SUPPLIED SHAW N5000 PRESSURE SENSITIVE ADHESIVE

CERAMIC TILE

CT-01 12"X12" CERAMIC TILE SUPPLIED BY CLIENT AND INSTALLED BY CONTRACTOR USING LATICRETE SPECTRALOCK PRO GROUT COLOUR # 24 NATURAL GRAY WITH 1/8" GROUT SPACING. TILE ADHESIVE SUPPLY BY CONTRACTOR AND AS RECOMMENDED BY TILE MANUFACTURER

RUBBER BASE

RB-01 4" ARMSTRONG COLOUR INTEGRATED RUBBER WALL BASE COLOUR: 60-JET BLACK INSTALLED AS PER ARMSTRONG'S INSTALLATION SYSTEM GUIDE

COATINGS

PT-01 SHERWIN WILLIAMS COMPANY INDUSTRIAL AND MARINE COATINGS DURA-PLATE 235 MULTI-PURPOSE EPOXY PART A B67-235 SERIES COLOURS AND PART B B67-235 HARDENER, INSTALLED IN ACCORDANCE WITH MANUFACTURER'S STANDARD INSTALLATION INSTRUCTIONS

PT-02 SHERWIN WILLIAMS SW6140 - MODERATE WHITE

PT-03 SHERWIN WILLIAMS SW6505 - ATMOSPHERIC BLUE

PT-04 SHERWIN WILLIAMS WHITE CEILING PAINT

PT-05 SAFETY YELLOW

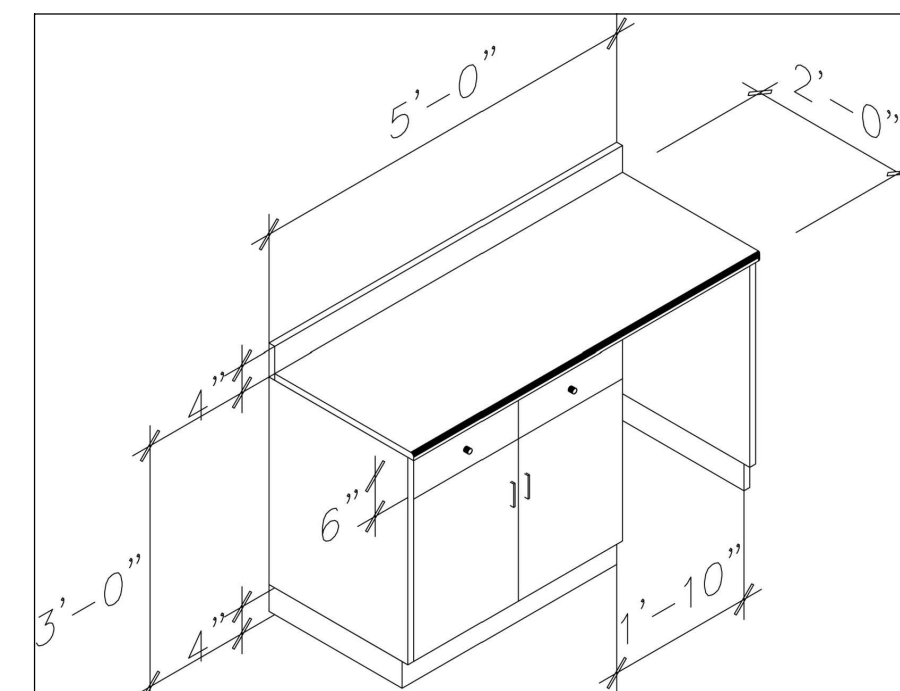
PAINTING NOTES:

- SHERWIN WILLIAMS PAINT PRODUCTS EXCEPT FOR PT-01 TO HAVE ACHIEVED GREENGUARD GOLD CERTIFICATION
- INTERIOR WALLS AND CEILING TO RECEIVE ONE COAT OF PRIMER AND 2 FINISH COATS
- PAINT WASHROOMS WITH SEMI GLOSS AND ALL OTHER AREAS WITH EGG SHELL FINISH

WASHROOM ACCESSORIES:

SOAP DISPENSER: BOBRICK 818615  
TOWEL AND WASTE RECEPTACLE: BOBRICK B-385249  
SANITARY WAPIN DISPOSAL: BOBRICK B-3513  
TOILET PAPER DISPENSER: BOBRICK B-3888  
SHELF: STAINLESS, 450X100MM BOBRICK B-670 (1050MM AFF)  
MIRROR: BOBRICK B-1652436 (1000MM AFF)

- NOTES:
- PREPARE AND SUBMIT SHOP DRAWINGS FOR ALUMICO 6175HP 44.5MM X 80.55MM FRAME WINDOWS FINISHED IN BLACK #109 (WITH MATCHING DOORS) TO ARCHITECT FOR REVIEW PRIOR TO FABRICATION. ALL SUBMITTALS ARE TO BE REVIEWED AND CORRECTED AT THE DISCRETION OF THE CONSTRUCTION MANAGER PRIOR TO SUBMISSION TO THE ARCHITECT. SHOP DRAWINGS SUBMITTED TO THE ARCHITECT MUST BEAR THE REVIEW STAMP OF THE CONSTRUCTION MANAGER INDICATING THE REVIEWED AND CORRECTED STATUS OF THE SUBMITTAL. ALTERNATES WILL BE REVIEWED BY THE ARCHITECT.
  - ALL INSULATED GLAZING UNITS SHALL MEET THE FOLLOWING MINIMUM PERFORMANCE RATES:
    - WHOLE-WINDOW SHGC OF 0.40 MAX.
    - DOUBLE LOW-E HARD COAT
    - INTERIOR GLAZING TO BE SINGLE PANE ONLY
    - FINISH TO BE BLACK NO. 108 CONFORMING TO AA-M12-C22-A44
    - PROVIDE SHEER WEAVE ROLLER BLINDS (10% OPENNESS) ON ALL WINDOWS. BLIND COLOUR TO BE CHARCOAL. PROVIDE NAILER BLOCKING AT WINDOW HEAD AND AS REQUIRED TO ANCHOR THE BLINDS SECURELY.
    - CONTRACTOR TO ADJUST WINDOW AND DOOR ROUGH OPENING TO SUIT WINDOW AND DOOR DIMENSIONS AND SUPPLIER'S REQUIRED SHIM SPACE



COUNTER: POST FORM PLASTIC LAMINATE COUNTER

CASEWORK: MELAMINE INTERIOR, WHITE WOOD VENEER EXTERIOR VISIBLE SURFACES

DOORS: VENEERED PLYWOOD

HARDWARE: 2 EUROPEAN HINGES PER LEAF EQUAL TO RICHELIEU 4" D PULL SATIN CHROME KNOB TYPE DRAWER PULLS MATCH GABLE CONSTRUCTION. TO RECEIVE WALL BASE OR PLASTIC LAMINATE.

BASE: PLASTIC LAMINATE: FORMICA STANDARD RANGE, BLACK COUNTER

WOOD BASE: MATCH ENTERPRISE RENT-A-CAR SYSTEM FURNITURE

DOOR & HARDWARE SCHEDULE

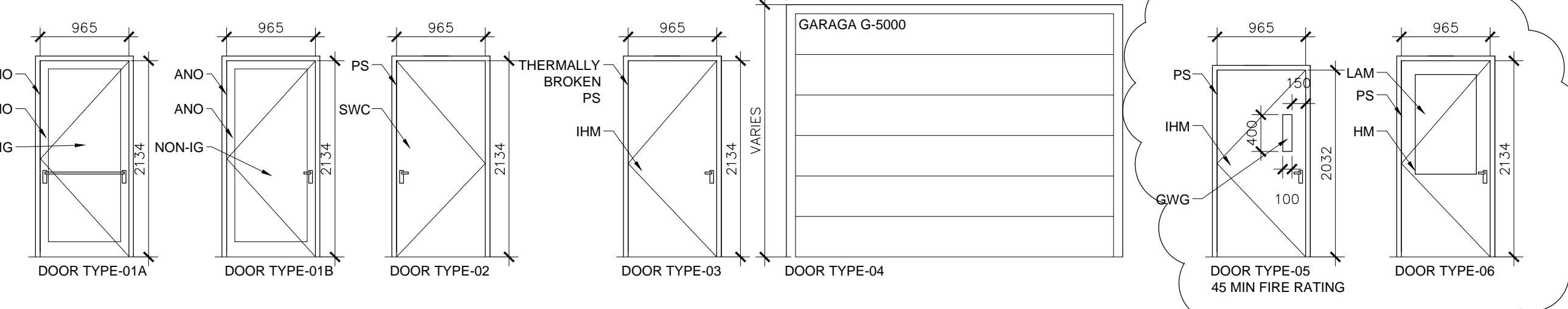
| No. | TO                        | FROM                   | TYP | H    | WDTH | TH | FRAME |     |      | HINGES (PAIR) | BI-PARTING DOOR HARDWARE | CLOSER | PRIVACY SET | LOCKSET | PASSAGE SET | DOOR STOP | WEATHER-STRIPPING | DUMMY SET | TRANSOM | REMARKS |  |
|-----|---------------------------|------------------------|-----|------|------|----|-------|-----|------|---------------|--------------------------|--------|-------------|---------|-------------|-----------|-------------------|-----------|---------|---------|--|
|     |                           |                        |     |      |      |    | M     | F   | M    |               |                          |        |             |         |             |           |                   |           |         |         | F  |
| 101 | CAR VESTIBULE ROOM-01     | EXTERIOR               | 01A | 2134 | 965  | -  | AL    | ANO | AL   | ANO           | 1.5                      | ●      | ●           | ●       | ●           | ●         | ●                 | ●         | ●       | ●       | - BLACK NO. 109 FINISH   |
| 102 | TRUCK VESTIBULE ROOM-01   | EXTERIOR               | 01A | 2134 | 965  | -  | AL    | ANO | AL   | ANO           | 1.5                      | ●      | ●           | ●       | ●           | ●         | ●                 | ●         | ●       | ●       | - BLACK NO. 109 FINISH -BARRIER FREE ACCESS SIGN   |
| 103 | CAR WASH BAY ROOM-11      | EXTERIOR               | 04  | 2743 | 3658 | -  | IHM   | PF  | '4   | '4            | -                        | ●      | ●           | ●       | ●           | ●         | ●                 | ●         | ●       | ●       | - FINISH TO MATCH SHERWIN WILLIAMS 7038 TONY TAUPE SATIN. SPRINGS TO BE DESIGNED FOR MAXIMUM OPERATION CYLES |
| 104 | TRUCK WASH BAY ROOM-12    | EXTERIOR               | 04  | 4267 | 4877 | -  | IHM   | PF  | '4   | '4            | -                        | ●      | ●           | ●       | ●           | ●         | ●                 | ●         | ●       | ●       | - FINISH TO MATCH SHERWIN WILLIAMS 7038 TONY TAUPE SATIN. SPRINGS TO BE DESIGNED FOR MAXIMUM OPERATION CYLES |
| 105 | TRUCK WASH BAY ROOM-12    | EXTERIOR               | 03  | 2134 | 965  | -  | IHM   | PT  | TBPS | PT            | 1.5                      | ●      | ●           | ●       | ●           | ●         | ●                 | ●         | ●       | ●       | - FINISH TO MATCH SHERWIN WILLIAMS 7038 TONY TAUPE SATIN   |
| 106 | RECEPTION ROOM-02         | CAR VESTIBULE ROOM-01  | 01B | 2134 | 965  | -  | AL    | ANO | AL   | ANO           | 1.5                      | ●      | ●           | ●       | ●           | ●         | ●                 | ●         | ●       | ●       | - BLACK NO. 109 FINISH   |
| 107 | WC-01 ROOM-04             | HALLWAY ROOM-10        | 02  | 2134 | 965  | -  | SWC   | PF  | PS   | PT            | 1.5                      | ●      | ●           | ●       | ●           | ●         | ●                 | ●         | ●       | ●       | - PROVIDE LCN #4010 DOOR CLOSER AND PRIVACY LOCK (NOTE 3)  |
| 108 | OFFICE-01 ROOM-08         | HALLWAY ROOM-10        | 02  | 2134 | 965  | -  | SWC   | PF  | PS   | PT            | 1.5                      | ●      | ●           | ●       | ●           | ●         | ●                 | ●         | ●       | ●       |  |
| 109 | OFFICE-02 ROOM-07         | HALLWAY ROOM-10        | 02  | 2134 | 965  | -  | SWC   | PF  | PS   | PT            | 1.5                      | ●      | ●           | ●       | ●           | ●         | ●                 | ●         | ●       | ●       |  |
| 110 | CAR WASH BAY ROOM-11      | WORK STATIONS ROOM-03  | 05  | 2134 | 965  | -  | IHM   | PT  | TBPS | PT            | 1.5                      | ●      | ●           | ●       | ●           | ●         | ●                 | ●         | ●       | ●       | -45 MINUTE DOOR AND HARDWARE FIRE PROTECTION RATING  |
| 111 | BREAK-ROOM ROOM-06        | WORK STATIONS          | 02  | 2134 | 965  | -  | SWC   | PF  | PS   | PT            | 1.5                      | ●      | ●           | ●       | ●           | ●         | ●                 | ●         | ●       | ●       |  |
| 112 | SERVICE & STORAGE ROOM-05 | CAR VESTIBULE ROOM-01  | 02  | 2134 | 965  | -  | SWC   | PF  | PS   | PT            | 1.5                      | ●      | ●           | ●       | ●           | ●         | ●                 | ●         | ●       | ●       | - PROVIDE LCN #4010 DOOR CLOSER  |
| 113 | CAR WASH BAY ROOM-11      | TRUCK WASH BAY ROOM-12 | 06  | 2134 | 965  | -  | IHM   | PF  | PS   | PT            | 1.5                      | ●      | ●           | ●       | ●           | ●         | ●                 | ●         | ●       | ●       | - CLOSER AND OVERHEAD STOP. GLASS AND STOPS WITH EXTERIOR SEALS.   |

- NOTES:
- PREPARE AND SUBMIT DOOR AND WINDOW SHOP DRAWINGS TO ARCHITECT FOR REVIEW PRIOR TO ANY FABRICATION. ALL SUBMITTALS ARE TO BE REVIEWED AND CORRECTED AT THE DISCRETION OF THE CONSTRUCTION MANAGER PRIOR TO SUBMISSION TO THE ARCHITECT. SHOP DRAWINGS SUBMITTED TO THE ARCHITECT MUST BEAR THE REVIEW STAMP OF THE CONSTRUCTION MANAGER INDICATING THE REVIEWED AND CORRECTED STATUS OF THE SUBMITTAL.
  - CONFIRM DOOR SWING ON PLANS
  - BARRIER FREE COMPLIANT PRIVACY LOCK THAT IS CAPABLE OF BEING LOCKED FROM THE INSIDE AND RELEASED FROM THE OUTSIDE IN CASE OF EMERGENCY
  - PRE-FINISHED METAL CLAD WOOD FRAME DOOR OPENING. FRAMING ELEMENTS AS INDICATED ON STRUCTURAL DRAWINGS. CLAD WITH PRE-FINISHED METAL TO MATCH SIDING TRIM. PROVIDE DOOR MANUFACTURER'S CONTINUOUS PERIMETER WEATHER SEAL.

LEGEND

ANO DENOTES ANODIZED  
IG INSULATED HOLLOW METAL  
NON-IG NON-INSULATING GLASS  
PS PRESSED STEEL  
SWC DENOTES SOLID WOOD CORE

TBPS THERMALLY BROKEN PRESSED STEEL FR.  
PF PAINT FINISH  
AL ALUMINUM



- NOTES:
- DOOR TYPE 1A
- ALUMICO BLACK NO. 109, 3020 SERIES EXTERIOR, STANDARD SWING DOOR WITH DOUBLE PANE INSULATED GLAZING UNITS OF 6MM TEMPERED CLEAR GLASS. PROVIDE DEAD BOLT WITH THUMBTURN AND U-CHANGE CYLINDER, STRIKE PLATES, WEATHER-STRIP, THRESHOLD, AND LCN #4031 CLOSER. INSTALL DOOR MANUFACTURER SUPPLIED PIVOTS, PULL HANDLE AND INTERIOR PUSH BAR WITH COLOUR TO MATCH DOOR/WINDOW FRAME. INTEGRATED DOOR FRAME WITH WINDOW 10. PROVIDE HARDWARE FOR ELECTRIC STRIKE AND BARRIER FREE POWER DOOR OPERATOR AT DOOR 102.
- DOOR TYPE 1B
- ALUMICO BLACK NO. 109, 3500 SERIES FOR INTERIOR, STANDARD SWING DOOR WITH SINGLE PANE GLAZING UNITS OF 6MM TEMPERED CLEAR GLASS. PROVIDE WEATHER-STRIP, THRESHOLD, AND LCN #4031 CLOSER. INSTALL DOOR MANUFACTURER SUPPLIED PIVOTS, PULL HANDLE AND INTERIOR PUSH BAR WITH COLOUR TO MATCH DOOR/WINDOW FRAME. INTEGRATED DOOR FRAME WITH WINDOW 110.
- DOOR TYPE 2
- PROVIDE PRE-FINISHED SOLID CORE LEGACY DOORS WITH WALNUT FINISH AND BLACK SG103 TIMELY PRESSED STEEL FRAMES PRODUCT CODE 7A-9 (CASING), STRIKE PLATES AND SCHLAGE AL SERIES RHODES STYLE PASSAGE SET WITH 626 BRUSHED ALUMINUM FINISH.
- DOOR 107 TO HAVE:
- PRIVACY LOCK CAPABLE OF BEING LOCKED FROM THE INSIDE AND RELEASED FROM THE OUTSIDE IN CASE OF EMERGENCY WITH A GRASPABLE LATCH-OPERATING MECHANISM LOCATED NOT LESS THAN 900MM AND NOT MORE THAN 1000MM AFF.
  - A DOOR PULL NOT LESS THAN 140MM LONG LOCATED ON THE INSIDE SO THAT ITS MIDPOINT IS NOT LESS THAN 200MM AND NOT MORE THAN 300MM FROM THE LATCH SIDE OF THE DOOR AND NOT LESS THAN 900MM AND NOT MORE THAN 1100MM AFF AND
  - BE EQUIPPED WITH DOOR CLOSER SO THAT THE DOOR CLOSES AUTOMATICALLY AND AN AUTOMATIC DOOR OPENER.
- DOOR TYPE 3
- THRESHOLD, WEATHER-STRIP, STRIKE PLATES, BUTT HINGES WITH NRP, LCN #4114 CLOSER, VON DUPRIN 22 RIM EXIT DEVICE AND THUMBPIECE 22TP AND 230 TP TRIM. FINISH BY OTHERS
- DOOR TYPE 4
- INSULATED SECTIONAL GARAGE DOOR CW COMMERCIAL DOOR LIFTER WITH OPTION TO LIMIT OPENING HEIGHT. PROVIDE INTERIOR WALL MOUNTED CONTROLLER AND INSTALL PHOTO EYE ON EXTERIOR OF BUILDING. WHEN ACTIVATED, DOOR OPENS AUTOMATICALLY AND CLOSES AFTER A 15 SECOND DELAY. THE PHOTO EYE AND GARAGE DOOR OPENER TO LIGHT SWITCH FOR GARAGE. POWER TO THE OPERATOR SHALL BE CUT OFF WHEN SWITCH IS IN OFF POSITION. OVERHEAD DOOR SHALL BE GARAGA INDUSTRIAL G-5000 SERVICE DOOR WITH 3" STANDARD BRACKET MOUNTED LIFT TRACKS, DOUBLE WIDE END CAPS WITH DOUBLE END HINGES AND 3" LONG STEM CAR WASH ROLLERS, STAINLESS CABLES AND 50,000 CYCLE SPRINGS. OPERATOR TO BE DOORLEC ETBW 1/2 HP 208V 3P CONTROLLED BY AN IRB-4X NEMA 4 PHOTO EYE. LOCKING TO BE INTERIOR BOTTOM BAR SLIDE BOLTS. PROVIDE OFFSET DOOR OPERATORS IF MINIMUM CLEARANCE REQUIREMENTS ARE NOT MET WITH CURRENT LAYOUT. SLATS AND HOOD TO BE GALVANIZED STEEL IN ACCORDANCE WITH ASTM A 525. SLAT CAVITY SHALL BE FILLED WITH CFC-FREE FOAMED-IN-PLACE, POLYURETHANE INSULATION. DOOR TO BE FACE-MOUNTED TO INTERIOR WALL. STRICTLY COMPLY WITH MANUFACTURER'S INSTALLATION INSTRUCTIONS AND RECOMMENDATIONS. COORDINATE INSTALLATION WITH ADJACENT WORK TO ENSURE PROPER CLEARANCES AND ALLOW FOR MAINTENANCE. INSTRUCT TENANT PERSONNEL IN PROPER OPERATION PROCEDURES AND MAINTENANCE SCHEDULE. COLOUR TO BE AS SPECIFIED OR MATCH ADJACENT CLADDING IF COLOUR MATCH IS CLOSER.
- DOOR TYPE 5
- PROVIDE THRESHOLD, STRIKE PLATES, WEATHER STRIP, LCN #4114 CLOSER (FIRE RATED UP TO 3 HOURS), 45 MINUTE FIRE RATED LEVER PASSAGE SET, DEAD BOLT WITH THUMBTURN AND U-CHANGE CYLINDER WITH 626 BRUSHED ALUMINUM FINISH.

- GENERAL NOTES
- DO NOT SCALE DRAWINGS. FIGURED DIMENSIONS ONLY TO BE USED.
  - IT IS THE RESPONSIBILITY OF THE CONTRACTOR TO CHECK AND VERIFY ALL DIMENSIONS ON SITE AND REPORT ANY DISCREPANCIES TO THE ARCHITECT.
  - ALL WORK DESCRIBED UNDER THIS CONTRACT TO COMPLY WITH THE MOST RECENT EDITION OF THE ONTARIO BUILDING CODE AND/OR NATIONAL BUILDING CODE, AND OTHER CODES AND BY-LAWS IN EFFECT.

ISSUE RECORD

| No | DATE      | REVISION              |
|----|-----------|-----------------------|
| 05 | FEB 13-20 | FOR CONSTRUCTION      |
| 04 | OCT 31-19 | FOR TENDER            |
| 03 | JUN 28-19 | PERMIT APPLICATION    |
| 02 | APR 12-19 | FOR PRE-PERMIT REVIEW |
| 01 | DEC 11-15 | FOR NRB PRICING       |



CLIENT:

ENTERPRISE RENT-A-CAR  
RYAN FIRLOTTE  
T: 613-274-6934  
F: 1-800-495-2412

CONSULTANTS:

HOLZMAN CONSULTANTS INC.  
(LAND DEVELOPMENT CONSULTANTS)  
1076 CASTEL HILL CRES  
OTTAWA, ONTARIO  
K2C 2A8  
T: 613-226-1386

MMM GROUP LTD  
(CIVIL ENGINEERING)  
1145 HUNT CLUB ROAD, SUITE 300  
OTTAWA, ONTARIO  
K1V 0Y3  
T: 613-736-7200  
F: 613-736-8710

VRIEND ENGINEER  
(STRUCTURAL ENGINEERING)  
2086 STAGECOACH ROAD  
OTTAWA, ONTARIO  
K4P 1M1  
T: 613-521-9002

ANTARES ENGINEERING  
(M&E ENGINEERING)  
1-159 COLONNADE ROAD  
NEPEAN, ONTARIO  
K2E 7J4  
T: 613-723-6034

PROJECT TITLE:  
PALLADIUM DRIVE, OTTAWA, ONTARIO  
ENTERPRISE RENT-A-CAR

DRAWING TITLE:  
SCHEDULES AND NOTES

| SCALE    | CHECKED BY | JOB No. | DRAWING No. |
|----------|------------|---------|-------------|
| AS NOTED | JcF        | 15-010  | A-500       |