



INFORMATION BULLETIN

CONSTRUCTION MANAGER:
Talco Building Innovations Limited

PROJ.: Arlington Woods Free
Methodist Church
Renovation

Address:
4728 Bank Street, Suite A
Gloucester, ON, K1T 3W7
ATTN: Pat Newton

PROJ. No.: 1846

DATE: Jan 15, 2021
I.B. No. 004_R1

The following Information Bulletin is issued to the Construction Manager to describe additional information, or a revision to, previously issued documentation.

Partners

Barry J. Hobin
OAA, FRAIC, Hon. Fellow AIA

William A. Davis
OAA, MRAIC, Associate AIA

Wendy Brawley
OAA, MRAIC, Associate AIA

Douglas Brooks
Senior Arch. Tech.

Gordon Lorimer
OAA, FRAIC
Special Projects

Directors

Marc Thivierge, OAA

Reinhard Vogel

Dan Henhoeffler

Associates

Bryan Bonell, OAA

Melanie Lamontagne, OAA

Rheal Labelle

Patrick Bisson, OAA

1.1 TITLE

Mixed-Use Space Hydronic Piping Removals

1.2 REFERENCE

Mechanical Information Bulletin MIB-002
CIR #9

1.3 DESCRIPTION OF WORK

.1 Refer to the attached Mechanical Information Bulletin MIB-002, for revisions to existing HWS, DCW & DWH in Mixed Use Space 018.

1.4 ATTACHMENTS

MIB-002, dated January 14, 2021

1.5 REASON

Not in Contract

Hobin Architecture Incorporated

63 Pamilla Street
Ottawa, Ontario
Canada K1S 3K7

t 613-238-7200

f 613-235-2005

Issued by: Don Thiessen
Contract Manager



Attention:	Reinhard Vogel – Hobin Architecture Incorporated	PROJ.:	225 McClellan Rd., Arlington Woods Free Methodist Church Renovations – Design
Contractor:	Talco Construction	PROJ. No.:	GWA 2019-333-1
		DATE:	January 14, 2021
		I.B. No.:	MIB-002

The following Information Bulletin is issued to the Architect to record additional information, or a change or revision to, previously issued documentation. The Architect shall review this Information Bulletin and issue to the effected trade contractors, in the form of an addendum, site instruction, or change order. The Architect shall provide to the consultant a copy of this Information Bulletin in the form it was issued to the Trade Contractor for their records.

Proceeding with work indicated in this Information Bulletin indicates the Contractor's acknowledgement that there will be no change in the Contract Price or Project Schedule. This information will be closed with a no cost change order.

Should the Contractor require a change in the Contract Price or Project Schedule, he shall submit to the Architect within ten (10) days of the date hereof, an itemized proposal. If the proposal is accepted by the Owner, this Information Bulletin will be superceded by a Cost Change Order.

M1.1 Information Bulletin Title:
MIXED-USE PIPING UNDERSIDE OF THE JOIST - RESPONSE TO CRI#9
M1.2 Description of Work:
.1 Reference Attached Drawing M4: .1 Remove HWS, DCW and DHW as indicated in detail 1/M4, c/w supports and accessories and cap the pipe. .2 Provide new HWS, DCW and DHW as indicated in detail 2/M4, c/w supports and accessories.
M1.3 Reason:
Not included in Tender documents.

Enclosure: Drawing M4

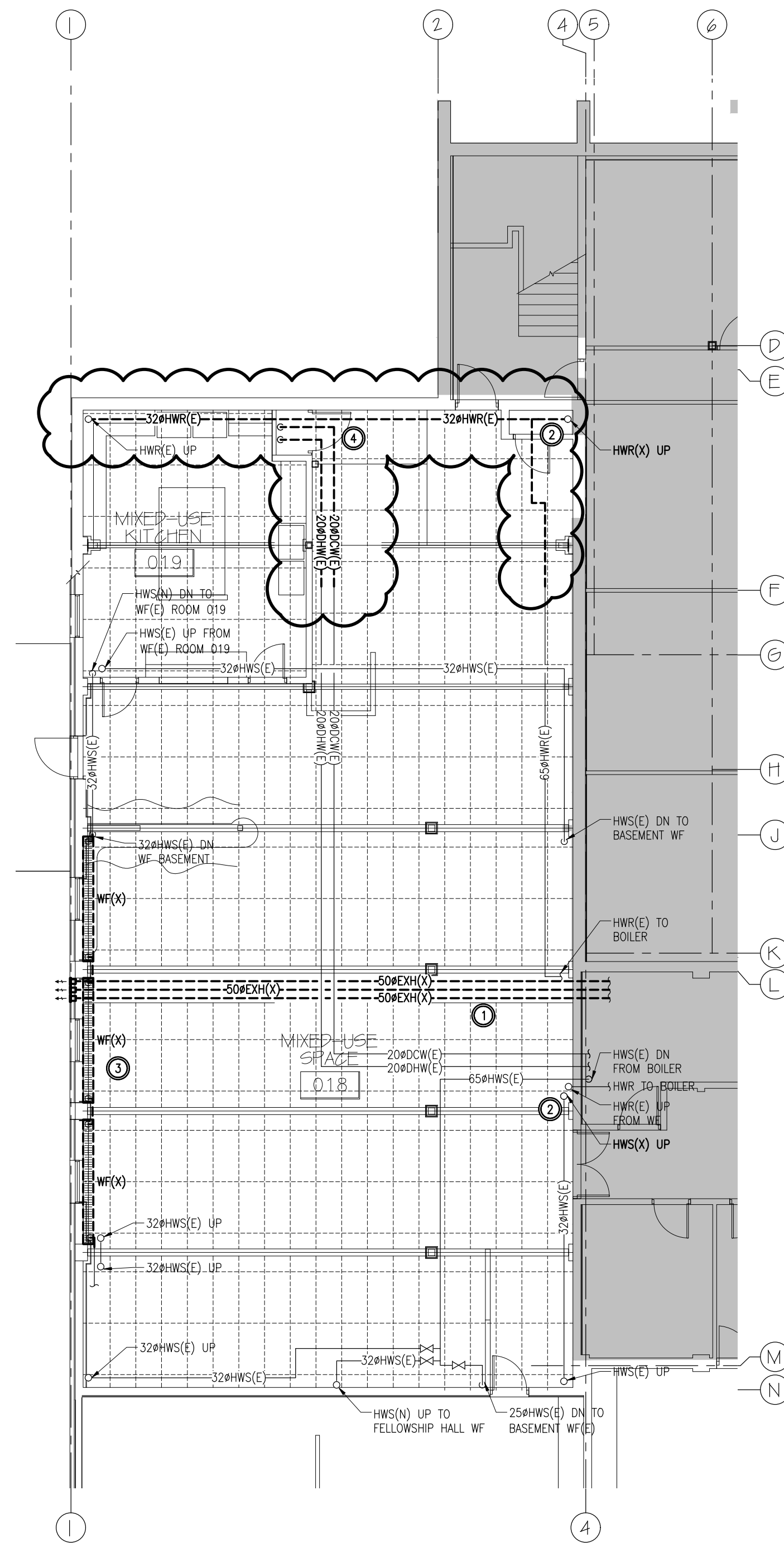
End of MIB-002

Goodkey, Weedmark & Associates Limited

Issued by: Hamid Fallah, M.A.Sc, E.I.T /jnd

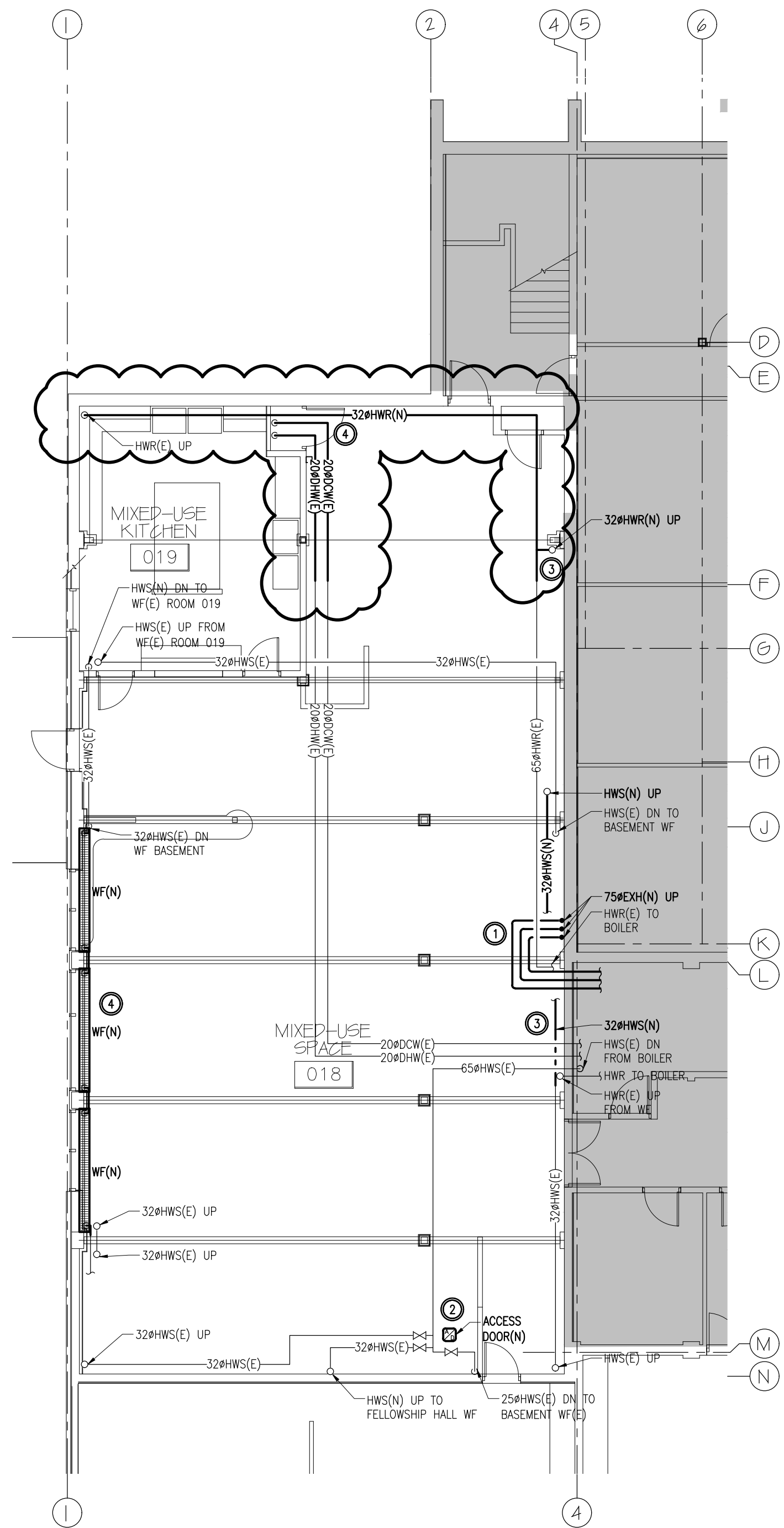
Distribution:

- Reinhard Vogel (Hobin Architecture Incorporated)
- Juan Gomez (Hobin Architecture Incorporated)
- Francis W.A. Bann (GWA – Mechanical)
- Pascal Labelle (GWA – Mechanical)
- Derek Kennedy (GWA – Mechanical)
- Divyakant (Raj) (GWA – Electrical)
- Jaydipkumar (GWA – Electrical)
- Yves Lavictoire (GWA – Electrical)



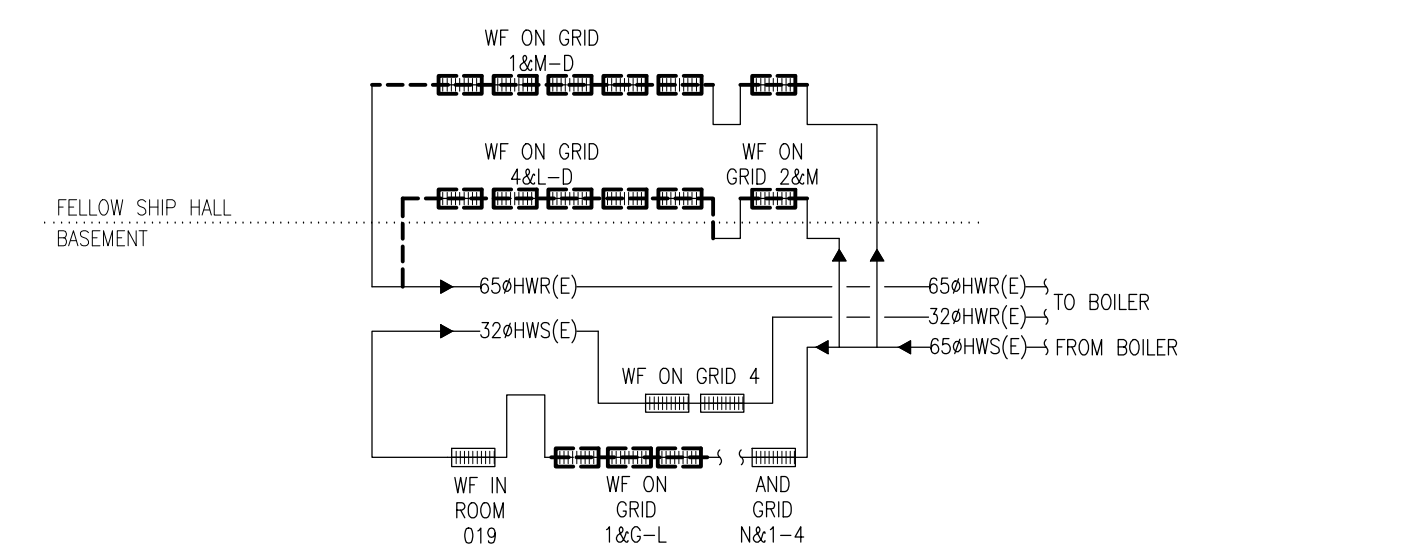
1
M4
1:100
BASEMENT FLOOR LEVEL
MECHANICAL - PLUMBING & UTL - REMOVALS

- DRAWING NOTES – REMOVALS (BASEMENT)**
1. CONTRACTOR TO REMOVE FURNACE BREACHING AS INDICATED.
 2. CONTRACTOR TO REMOVE HWS & HWR PIPE SEGMENT AS INDICATED C/W SUPPORTS & ACCESSORIES AND CAP THE PIPE.
 3. CONTRACTOR TO REMOVE SECTIONS OF WALL FIN AS INDICATED C/W PIPING AND ACCESSORIES.
 4. CONTRACTOR TO REMOVE HWS, DOW & DHW AS INDICATED C/W SUPPORTS AND ACCESSORIES AND CAP THE PIPE.

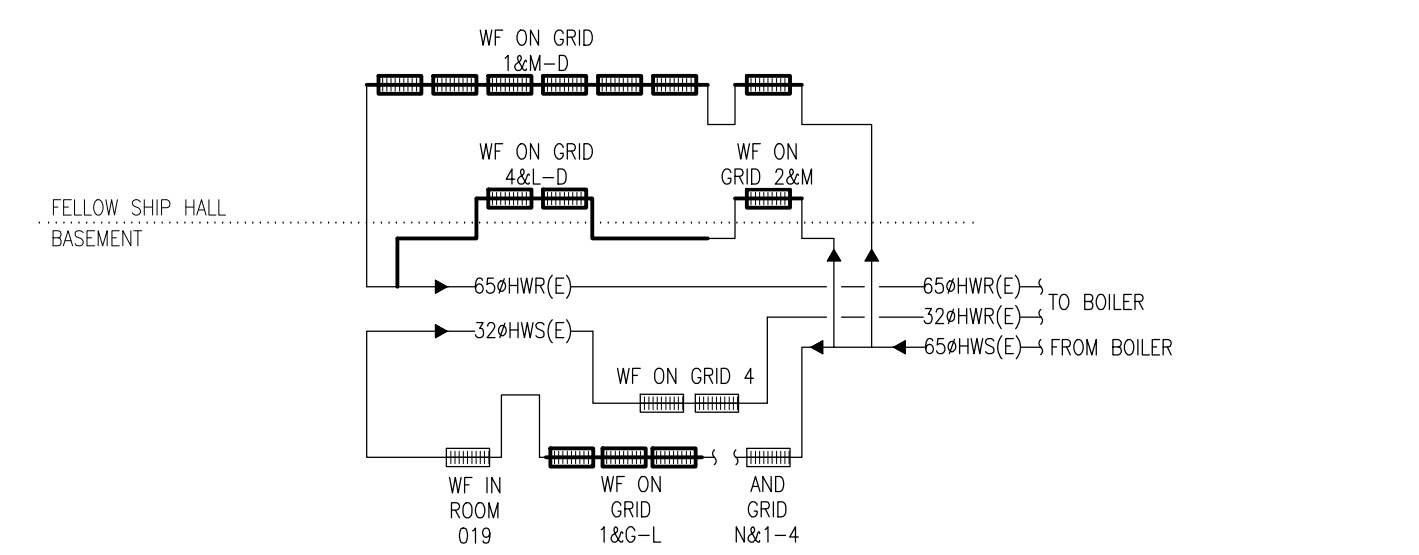


2
M4
1:100
BASEMENT FLOOR LEVEL
MECHANICAL - PLUMBING & UTL - NEW WORK

- DRAWING NOTES – NEW WORK (BASEMENT)**
1. CONTRACTOR TO PROVIDE NEW FURNACE BREACHING AS INDICATED.
 2. CONTRACTOR TO PROVIDE RATED ACCESS DOOR IN NEW DRYWALL ENCLOSURE TO ALLOW USE OF ISOLATION VALVES.
 3. CONTRACTOR TO PROVIDE NEW HWS & HWR PIPING AS INDICATED C/W SUPPORTS AND ACCESSORIES.
 4. CONTRACTOR TO PROVIDE NEW WALL FIN C/W PIPING, VALVES AND ACCESSORIES.
 5. CONTRACTOR TO PROVIDE NEW HWS, DOW & DHW PIPING AS INDICATED C/W SUPPORTS AND ACCESSORIES.



3
M4
N.T.S.
HEATING WATER REMOVALS SCHEMATIC



4
M4
N.T.S.
HEATING WATER NEW WORKS SCHEMATIC

Client

DATE	REVISION	REF
2021-01-14	ISSUED FOR MIB-002	-
2021-01-11	ISSUED FOR MIB-001	-
2020-07-24	ISSUED FOR TENDER	-
2020-05-27	ISSUED FOR PERMIT	-
2020-05-08	ISSUED FOR REVIEW	-

THE ENGINEER MAKES ANY AND ALL RESPONSIBILITY AND LIABILITY FOR PROBLEMS WHICH ARISE FROM FAILURE TO FOLLOW THESE PLANS, SPECIFICATIONS AND THE DESIGN INTENT THEY CONVEY, OR FOR PROBLEMS WHICH ARISE FROM OTHER FAILURE TO OBTAIN AND / OR FOLLOW THE ENGINEER'S GUIDANCE WITH RESPECT TO ANY ERRORS, OMISSIONS, INCONSISTENCIES, AMBIGUITIES OR CONFLICTS WHICH ARE ALLEGED.

THIS DRAWING IS THE PROPERTY OF GOODKEY WEEDMARK & ASSOCIATES LIMITED AND ALL COPYRIGHTS ARE RESERVED. NO USE OF THIS DRAWING MAY BE MADE WITHOUT EXPRESS WRITTEN CONSENT.

DO NOT SCALE DRAWINGS.

L'INGÉNIEUR DÉCLINE TOUTE RESPONSABILITÉ DÉCOULANT DE PROBLÈMES FASANT SUITE AU NON RESPECT DES PLANS, DEVS ET DE L'INTENTION DU CONCEPT QU'ILS INDICENT OU DE TOUTS LES PROBLÈMES POUVANT RÉSULTER DU DÉFAUT D'OBTENIR ET / OU DE SUIVRE LES CONSEILS DE L'INGÉNIEUR EN CE QUI CONCERNE LES ERREURS, OMISSIONS, INCONSISTANCES, AMBIGUITÉS OU CONFLITS ALLEGUÉS.

CE Dessin EST LA PROPRIÉTÉ LITTÉRAIRE DE GOODKEY WEEDMARK & ASSOCIATES LIMITED ET TOUS LES DROITS SONT RÉSERVÉS. L'UTILISATION EST INTERDITE SANS LE CONSENTEMENT ÉCRIT DE L'AUTEUR.

NE PAS MESURER LES Dessins À L'ÉCHELLE

Goodkey Weedmark
Consulting Engineers

GOODKEY WEEDMARK & ASSOCIATES LIMITED
1688 Woodward Dr. Ottawa Ontario Canada K2C 3R8
613 727-5111 Voice
613 727-5115 Fax
www.gwat.com Web

Project north
Nord du projet

Seal/Scieu

Project/Projet
ARLINGTON WOODS
FREE METHODIST CHURCH
RENOVATION
225 McClellan Rd, Ottawa, ON K2H 8N5

Drawing/Title du dessin
MECHANICAL
BASEMENT LEVEL
PLUMBING AND UTILITIES
REMOVALS & NEW WORK

Scale Échelle	AS NOTED	Project no./No. du projet 2019-333-1
Design by Conçu par	P. LABELLE	M4
Drawn by Dessiné par	H. FALLAH	
Reviewed by Examiné par	F. BANN	OF 6
Date Date	JANUARY 2021	Revision no. Acad file/Fichier: -



Project: Arlington Woods Church
225 McClellan Road
Ottawa, Ontario

CONTRACTOR’S INFORMATION REQUEST FORM

DATE: 11-Jan-21

CIR NO.: 9

TO: Reinhard Vogel

DISCIPLINE:
 Electrical Request
 Mechanical Request
 Structural Request
 Architectural Request
 Landscape Request
 Civil Request
 Specification Request

FROM: TAL-CO BUILDING
INNOVATIONS LIMITED
 (General Contractor)

Pat Newton
 (Project Manager)

SPECIFICATION SECTION: N/A

DWG NO.: M4

DETAIL NO.: 1/M4 & 2/M4

INFORMATION REQUESTED:

Please refer to the attached document entitled “CIR #9 Details”.

(Requested by) _____

REPLY:

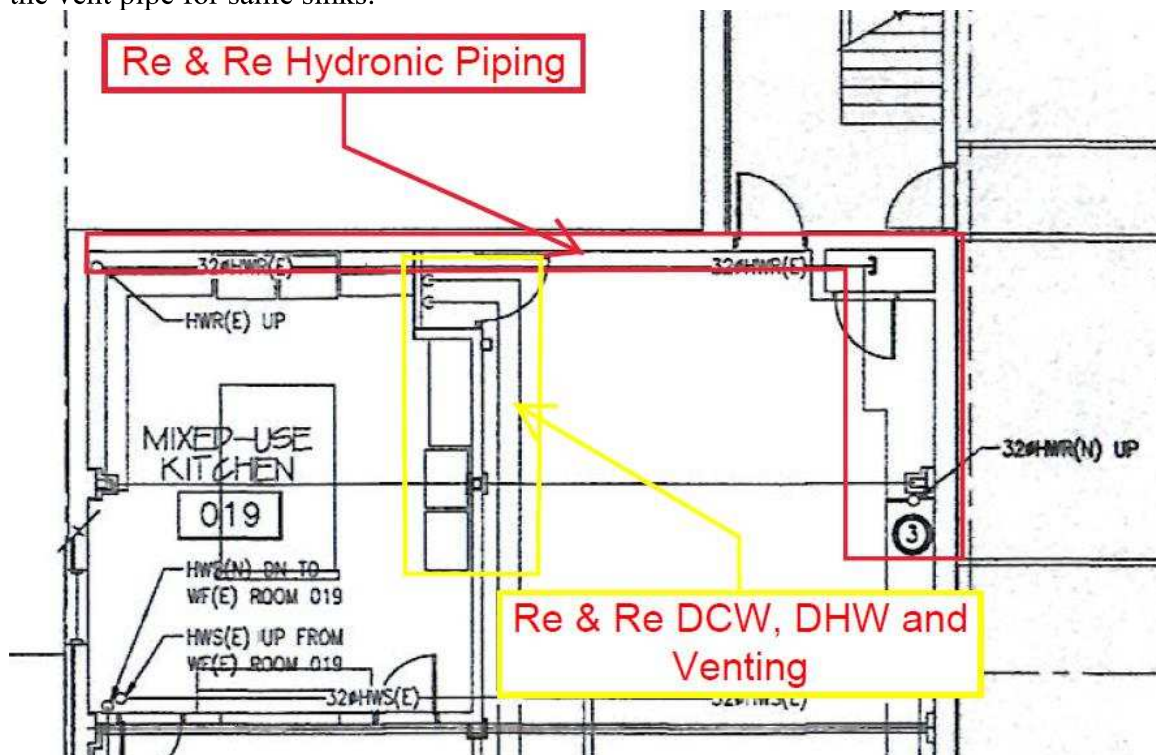
Refer to AIB-004, dated Jan. 15, 2021

CIR #9 Detailed Summary

Questions:

The Hydronic piping in the Basement ceiling running along GL-E is attached to the underside of the existing high joists. This piping will have to be removed, temporarily capped and then reinstalled after the new joists are installed.

The same issue applies to the DCW and DHW lines that feed the Kitchen sinks as well as the vent pipe for some sinks.



This work was not captured on the Drawings and thus our Mechanical Contractor did not allow for this work in their price. Please issue a formal CCN or Site Instruction in order for us to get pricing.

End of CIR No. 9

